



SISTEMI MECCANICI DI FISSAGGIO
MECHANICAL FASTENING DEVICES

FASTLOC®

Catalogo generale prodotti
Ed. 2025



FAST.LOC S.p.A. a socio unico - Via Signagatta 16, 10044 Pianezza (TO)
Tel. +39-011-9787586 - fastloc@fastloc.it
www.fastloc.it

CERNIERE HINGES

Il logico complemento alle serrature e maniglie è rappresentato da una completa linea di cerniere; la vasta gamma di prodotti comprende cerniere a libro, a perno sfilabile e frizionate, tutte disponibili in materiali alternativi quali acciaio zincato, acciaio inox, zama e plastica.

Le cerniere, oltre ai tradizionali impieghi nel settore del mobile metallico e quadro elettrico, trovano importanti applicazioni nelle macchine movimento terra, gruppi elettrogeni, industria ferroviaria ed ovunque siano richieste caratteristiche di resistenza, qualità e durata nel tempo.

The logical completion of locks and handles is represented by a comprehensive product line of hinges; the wide range includes various versions in different materials like carbon steel zinc plated, stainless steel, zinc die casted and plastic. The hinges, beside the traditional application for metal furniture and electric cabinet, are widely used in hearth moving machines, power generators, railways industries and everywhere long lasting resistance and quality are required.



FASTENERS FASTENERS

I fasteners ad ¼ di giro offrono, grazie alla loro rapidità di azionamento e tecnologia costruttiva, un consistente risparmio di tempo, elevata resistenza e affidabilità. Progettati nelle più svariate forme, dimensioni e materiali consentono all'utilizzatore di scegliere ciò che meglio si addice alla sua specifica applicazione. Grazie all'ampia gamma di soluzioni proposte possono trovare impiego in settori diversi quali elettronica, aeronautica, meccanica, mezzi di trasporto, macchine utensili ed operatrici.

The ¼ turn fasteners represent the right choice to get high strength and security, saving time due to their working concept. Manufactured in different sizes, shapes and materials they give to customers the possibility to identify the best solution for their fastening need. Due to the wide range available they can be used in different application as mechanical, aerospace, electronic, heavy machines, automotive.





CHIUSURE A LEVA LATCHES

La nostra produzione di chiusure a leva comprende versioni con o senza bloccaggio di sicurezza, con serratura a chiave e lucchettabili, tutte disponibili in materiali diversi dall'acciaio zincato a quello inossidabile.

La gamma, caratterizzata da un ampio intervallo di carichi di lavoro risulta essere la soluzione adeguata per ogni tipo di applicazione ove siano richieste qualità, elevata resistenza e buona estetica.

Our own production of tension latches includes different version with or without secondary lock, key lock and padlock, all available in different materials from carbon steel with different plating to stainless steel (AISI304 and AISI316). These products, with a wide range of working load, are the most suitable solution for any application where high quality, high resistance and nice aesthetic are required.

FAST.LOC S.p.A. è un'azienda fondata nel 1965, specializzata in produzione e vendita di sistemi meccanici di fissaggio e particolari torniti a disegno, per gli impieghi più svariati in ogni settore merceologico. È situata nella zona industriale di Pianezza (TO) in un nuovo capannone con superficie coperta di 4.000 mq. e ulteriori 4.000 mq. scoperti. L'unità produttiva è dotata di un parco macchinari costituito da 25 torni a controllo numerico, 11 torni automatici a camme, 1 centro di lavoro verticale, 5 rullatrici per filetti e svariate macchine da ripresa quali trapani, rullatrici e fresatrici. Vedere pag. 192 per l'elenco completo.

Nell'aprile 2008 l'azienda ha aperto un ulteriore stabilimento produttivo, completamente di proprietà, nella città cinese di Hangzhou, capitale della regione dello Zhejiang, ove vengono svolte lavorazioni di stampaggio zama e plastica.

FAST.LOC S.p.A. is a company founded in 1965, specialized in manufacturing and sales of mechanical fastening devices and custom drawing turned parts suitable for a wide range of applications in different field of activity. The company is located in the industrial area of Pianezza (TO) in a new building of 4.000 sqms. covered with available additional 4.000 sqms. uncovered.

The production unit is equipped with 25 CNC lathes machines, 11 automatic lathes machines, 1 vertical machining center, 5 rolling machines for threads and several secondary operations machines as drilling, tapping, milling. See page 193 for the complete list.

In April 2008 a new factory, fully owned, was opened in the Chinese town of Hangzhou, capital of the Zhejiang province, where zinc die casted and plastic products are currently manufactured.

Il sistema qualità, certificato sin dal 2005 secondo la norma **ISO 9001:2015**, è garanzia per i clienti di prodotti e servizi all'altezza degli standard qualitativi richiesti dai mercati di riferimento.

The quality assurance system, certified since 2005 accordingly to ISO 9001:2015, guarantees to customers products and services of suitable quality level as the market demands.

INDICE GENERALE INDEX



SERRATURE LOCKS

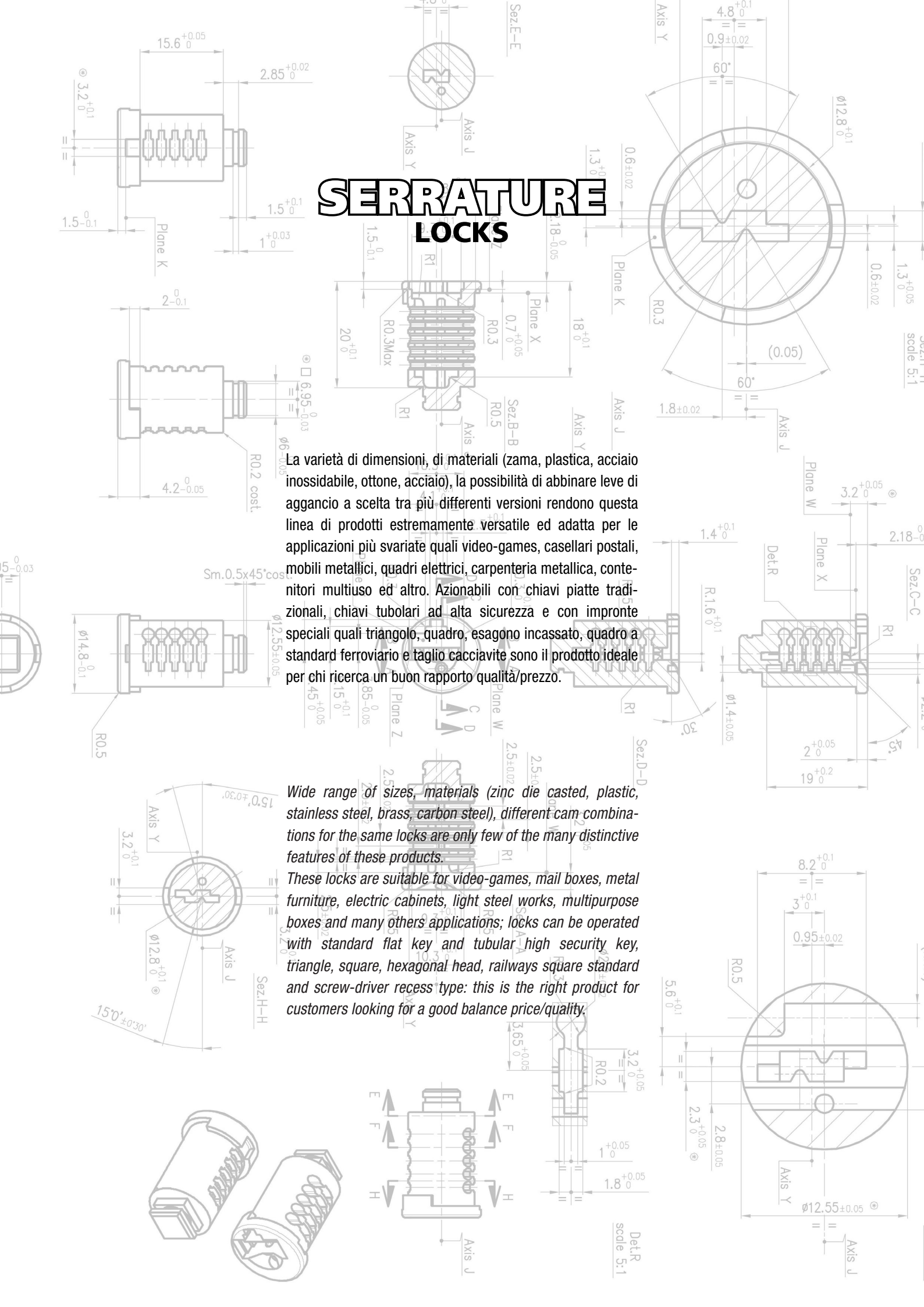


SERRATURE LOCKS

La varietà di dimensioni, di materiali (zama, plastica, acciaio inossidabile, ottone, acciaio), la possibilità di abbinare leve di aggancio a scelta tra più differenti versioni rendono questa linea di prodotti estremamente versatile ed adatta per le applicazioni più svariate quali video-games, casellari postali, mobili metallici, quadri elettrici, carpenteria metallica, contenitori multiuso ed altro. Azionabili con chiavi piatte tradizionali, chiavi tubolari ad alta sicurezza e con impronte speciali quali triangolo, quadro, esagono incassato, quadro a standard ferroviario e taglio cacciavite sono il prodotto ideale per chi ricerca un buon rapporto qualità/prezzo.

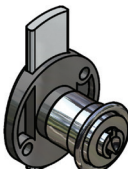
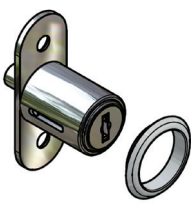


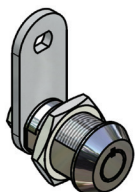





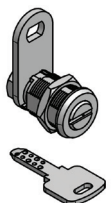
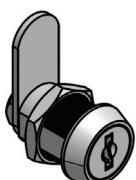
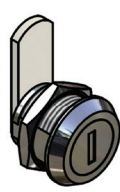
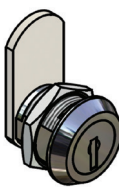

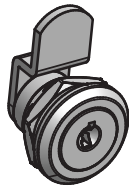
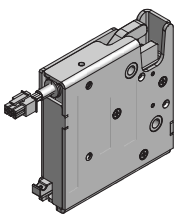
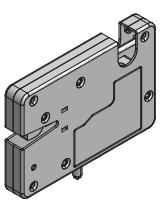
Wide range of sizes, materials (zinc die casted, plastic, stainless steel, brass, carbon steel), different cam combinations for the same locks are only few of the many distinctive features of these products.

These locks are suitable for video-games, mail boxes, metal furniture, electric cabinets, light steel works, multipurpose boxes and many others applications; locks can be operated with standard flat key and tubular high security key, triangle, square, hexagonal head, railways square standard and screw-driver recess type: this is the right product for customers looking for a good balance price/quality.



Indice / Index

pag. 8  1*520/1*920	pag. 8  5*520/5*920	pag. 9  5*313	pag. 9  5*918	pag. 10  5*9**	pag. 10  5L3218
pag. 11  5*1196	pag. 11  5*1197	pag. 12  5M918	pag. 12  5M932	pag. 13  6*918	pag. 13  7*918
pag. 14  8*918	pag. 14  9*920	pag. 15  8*919	pag. 15  8D913P*	pag. 16  4*918	pag. 16  6*919
pag. 17  5E516	pag. 17  FH714.2	pag. 18  5*918*TRA5TM	pag. 18  FH815.2	pag. 19  5X820	pag. 19  5X820PN
pag. 20  5X822AC	pag. 20  JFH2031	pag. 21  FH588	pag. 21  C400.*001	pag. 22  FH748.*.*	pag. 22  FH705.3U
pag. 23  FL91BR.85.*	pag. 24  FL91BR.85.T*	pag. 25  FL91BR.7*	pag. 26  FL91BR.5.*	pag. 27  FL91BR.86.61BK	pag. 27  FL91BR.361.*

<p>pag. 28</p>  <p>5N220CP*SI0C</p>	<p>pag. 28</p>  <p>301.H</p>	<p>pag. 29</p>  <p>301.HM.KA.1C</p>	<p>pag. 29</p>  <p>C200B</p>	<p>pag. 30</p>  <p>C400B</p>	<p>pag. 30</p>  <p>C400.537</p>
<p>pag. 31</p>  <p>ST.37*.1</p>	<p>pag. 31</p>  <p>5N016</p>	<p>pag. 32</p>  <p>5N116</p>	<p>pag. 32</p>  <p>5N613</p>	<p>pag. 33</p>  <p>C930*</p>	<p>pag. 33</p>  <p>C905.*</p>
<p>pag. 34</p>  <p>5N7*CPNRA0A</p>	<p>pag. 34</p>  <p>5N7*CPNRHOA</p>	<p>pag. 35</p>  <p>FH705.3E</p>	<p>pag. 35</p>  <p>5N313*.*</p>	<p>pag. 36</p>  <p>FH.EL.001</p>	<p>pag. 37</p>  <p>FH.EL.002C</p>
<p>pag. 38</p> <p>Nottolini disponibili</p> <p><i>Cylinders available</i></p>	<p>pag. 39</p> <p>Chiavi disponibili</p> <p><i>Keys available</i></p>	<p>pag. 40</p> <p>Levette disponibili</p> <p><i>Cams available</i></p>			

1*520/1*920 Serratura Lock

Materiali e finitura - Materials and finishing

Boccola e nottolino / Housing and cylinder

PA6.6

Levetta e rondella / Cam and washer

acciaio zincato / steel zinc plated

Dado / Nut

zama nichelata / zinc alloy nickel plated

Fissaggio con clip disponibile su richiesta / clip mounting version available on request

* Nottolini disponibili / Cylinders available

A - triangolo / triangle 6,5 mm

B - triangolo / triangle 8,0 mm

C - quadro / square 7 mm

D - taglio cacciavite / slotted recess

P - perno / pin P3

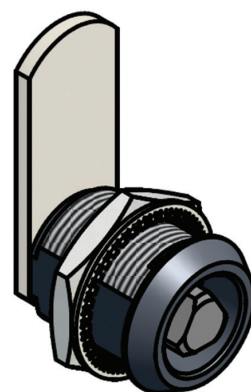
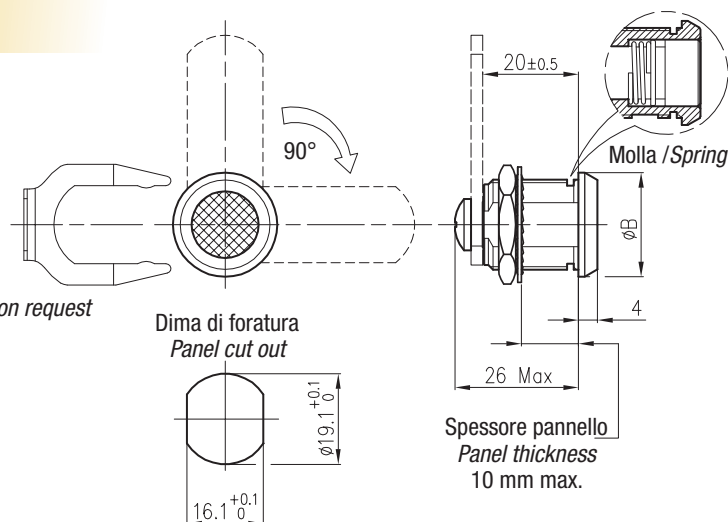
Levetta / Cam

Attacco quadro / cut-out square 7 mm (pag. 40)

Per la determinazione del codice serratura sostituire * con il codice nottolino

To complete the lock part number replace * with the cylinder code

Codice Part Number	Boccola Housing	Nottolino Cylinder
1*520PRTSA5TW	ø 22 - Nero / Black	Rosso / Red
1*520PNTSA5TW	ø 22 - Nero / Black	Nero / Black
1*920PRTSA5TW	ø 28 - Nero / Black	Rosso / Red
1*920PNTSA5TW	ø 28 - Nero / Black	Nero / Black



5*520/5*920 Serratura Lock

Materiali e finitura - Materials and finishing

Boccola e nottolino / Housing and cylinder

zama / zinc alloy

Levetta e rondella / Cam and washer

acciaio zincato / steel zinc plated

Dado / Nut

zama nichelata / zinc alloy nickel plated

* Nottolini disponibili / Cylinders available

A - triangolo / triangle 6,5 mm

B - triangolo / triangle 8,0 mm

C - quadro / square 7 mm

D - taglio cacciavite / slotted recess

J - triangolo ribassato / low profile triangle 8,0 mm

P - perno / pin P3

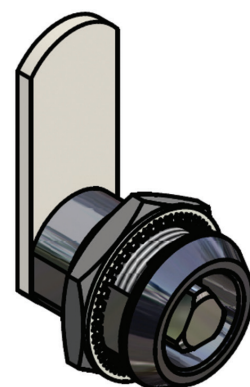
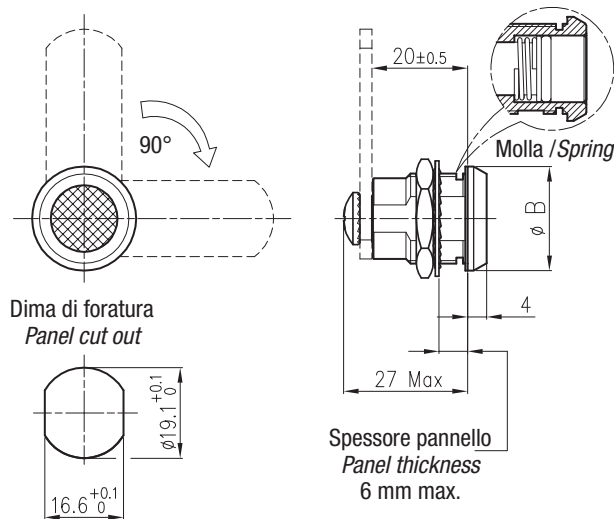
Levetta / Cam

Attacco quadro / cut-out square 7 mm (pag. 40)

Per la determinazione del codice serratura sostituire * con il codice nottolino

To complete the lock part number replace * with the cylinder code

Codice Part Number	Boccola Housing	Nottolino Cylinder
5*520NPTSA5TW	ø 22 - Nichelata / Nickel plated	Nichelato / Nickel plated
5*520BCTSA5TW	ø 22 - Verniciata nera / Black powder coated	Nichelato / Nickel plated
5*920NPTSA5TW	ø 28 - Nichelata / Nickel plated	Nichelato / Nickel plated
5*920BCTSA5TW	ø 28 - Verniciata nera / Black powder coated	Nichelato / Nickel plated



Materiali e finitura - Materials and finishing**Boccola e nottolino / Housing and cylinder**
zama cromata / zinc alloy chrome plated**Levetta / Cam**

acciaio zincato / steel zinc plated

Dado / Nut

ottone / brass

*** Nottolini disponibili / Cylinders available**

A - triangolo / triangle 6,5 mm

D - taglio cacciavite / slotted recess

E - galletto / wing knob

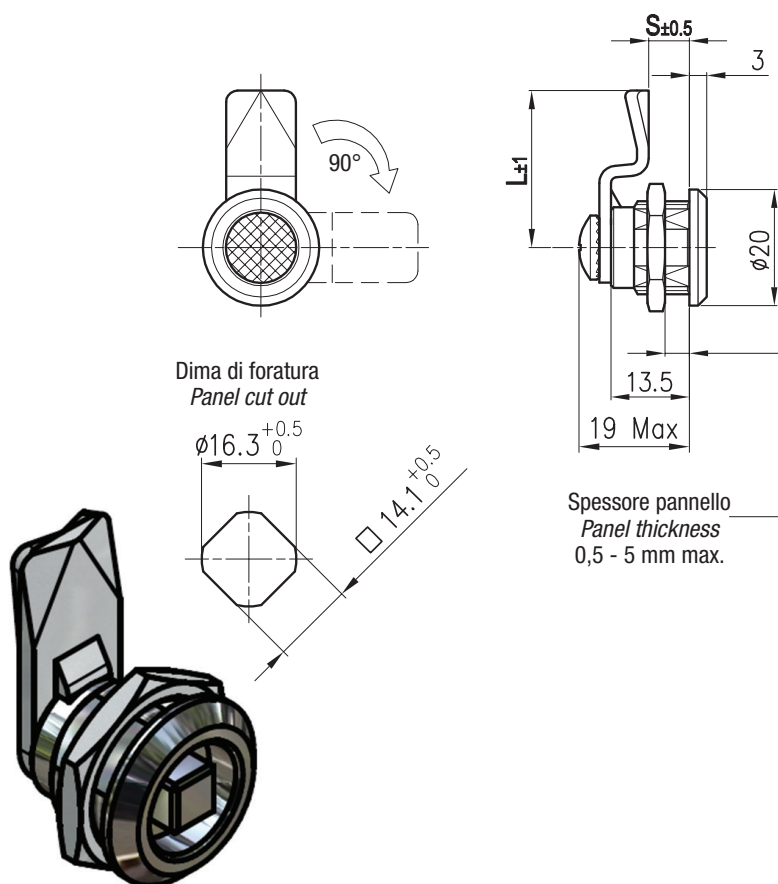
F - quadro / square 6 mm

Levetta / Cam

inclusa / included

Per la determinazione del codice serratura sostituire * con il codice nottolino
To complete the lock part number replace * with the cylinder code

Codice Part Number	L ±1	S ±0,5
5*313CPNRA5T628	27	7
5*313CPNRA5T	24	13,5
5*313CPNRA5T606	27	19,5

**Materiali e finitura - Materials and finishing**

vedi tabella sotto / see table below

*** Nottolini disponibili / Cylinders available**

A - triangolo / triangle 6,5 mm

B - triangolo / triangle 8,0 mm

D - taglio cacciavite / slotted recess

G - esagono incassato / female hexagon 6 mm

M - quadro speciale ferrovie / railways special square

P - perno / pin P3

Q - perno / pin P5

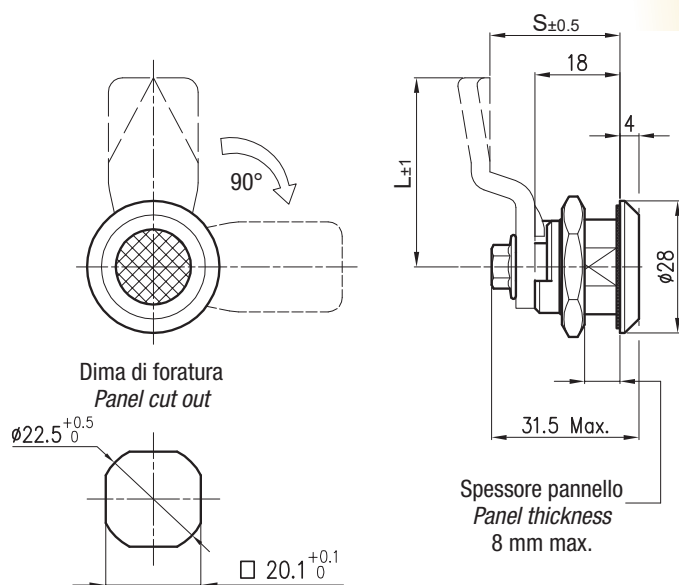
L - quadro / square 8x8

B7 - triangolo / triangle 7 mm

DAM - cacciavite antivandalo / slot coin proof

Levetta / Cam

Attacco quadro / cut-out square 8 mm (pag. 41)

Per la determinazione del codice serratura sostituire * con il codice nottolino
To complete the lock part number replace * with the cylinder code

Codice Part Number	Materiale boccola e nottolino Material housing and cylinder	Finitura boccola e nottolino Finishing housing and cylinder	Materiale dado e levetta Material cam and nut
5*918BKNRA5TW	Zama / Zinc alloy	Verniciata nera / Black powder coated	Acciaio zincato / Steel zinc plated
5*918CPNRA5TW	Zama / Zinc alloy	Cromata / Chrome plated	Acciaio zincato / Steel zinc plated
5*918PNNRA5TW	PA6.6	Colore nero / Black color	Acciaio zincato / Steel zinc plated
5*918SSNRA5TW	AISI304	Lucida / Polished	AISI304
5*918SDNRA5TW	AISI316	Lucida / Polished	AISI316

Lunghezze boccola disponibili su richiesta / Housing lenght available on request: 30, 36, 40, 50, 60 mm

5*9**Serratura con fermo
Lock with stop position**Materiali e finitura - Materials and finishing****Boccola, nottolino e dado / Housing, cylinder and nut**
zama / zinc alloy**Levetta / Cam**

acciaio zincato / steel zinc plated

Nottolino disponibili / Cylinder available

M - quadro speciale ferrovie / railways special square

B - triangolo / triangle 8,0 mm

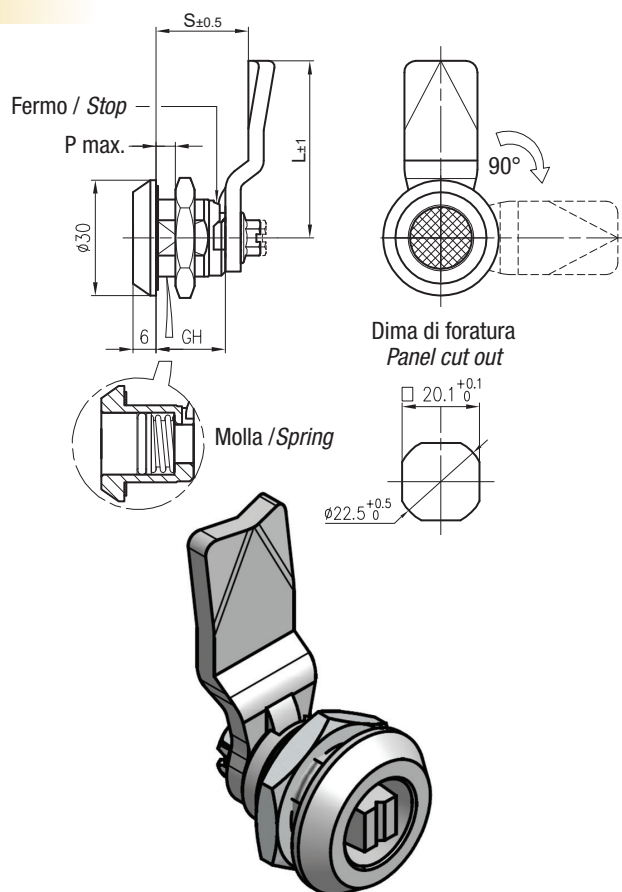
D - taglio cacciavite / slotted recess

Levetta / Cam

Attacco quadro / cut-out square 8 mm (pag. 41)

Per la determinazione del codice serratura sostituire * con il grip di serraggio S = GH+BH (pag. 41)
To complete the lock part number replace * with the grip range S = GH + BH (page 41)

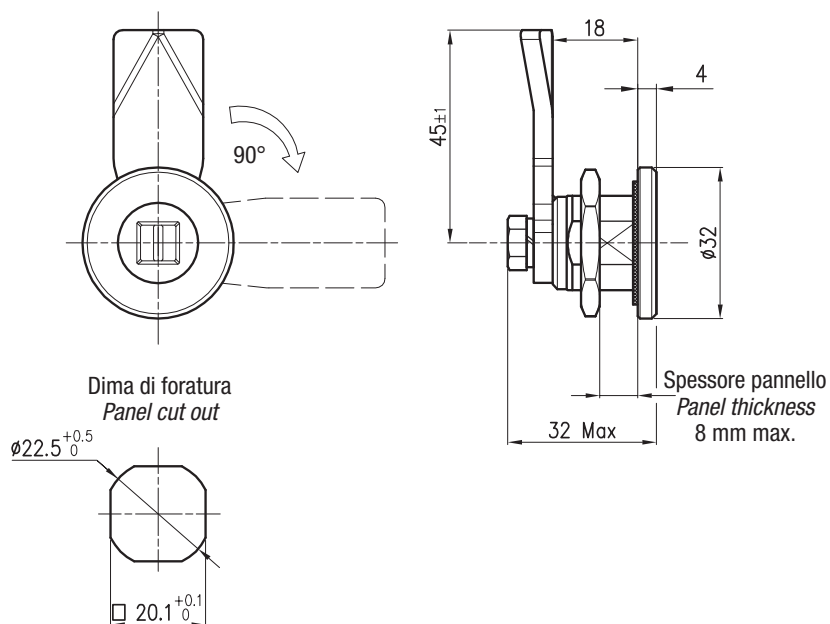
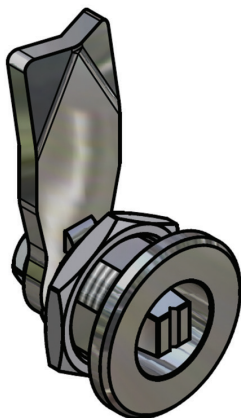
Codice Part Number	GH	P max.	Nottolino Cylinder
5M910AC.*	18	5	Cromata lucida / Bright chrome plated
5M930AC.*	30	15	Cromata lucida / Bright chrome plated
5M940AC.*	40	25	Cromata lucida / Bright chrome plated
5M910BK.*	18	5	Verniciata nera / Black powder coated
5M930BK.*	30	15	Verniciata nera / Black powder coated
5M940BK.*	40	25	Verniciata nera / Black powder coated
5B910BK.*	18	5	Verniciata nera / Black powder coated
5D910BK.*	18	5	Verniciata nera / Black powder coated

**5L3218**Serratura
Lock**Materiali e finitura - Materials and finishing****Boccola, nottolino, levetta e dado / Housing, cylinder, cam and nut**
acciaio inox AISI304 / stainless steel AISI304**Nottolino disponibile / Cylinder available**

quadro speciale ferrovie / railways special square

Levetta / Cam

Inclusa / Included

**Codice
Part Number****5L3218SSNRA5T**

Materiali e finitura - Materials and finishing

Boccola e nottolino / Housing and cylinder
zama cromata / zinc alloy chrome plated

Levetta, rondella e dado M10 / Cam, washer and nut M10
acciaio zincato / steel zinc plated

Dado M20/ Nut M20
zama / zinc alloy

* Nottolini disponibili / Cylinders available

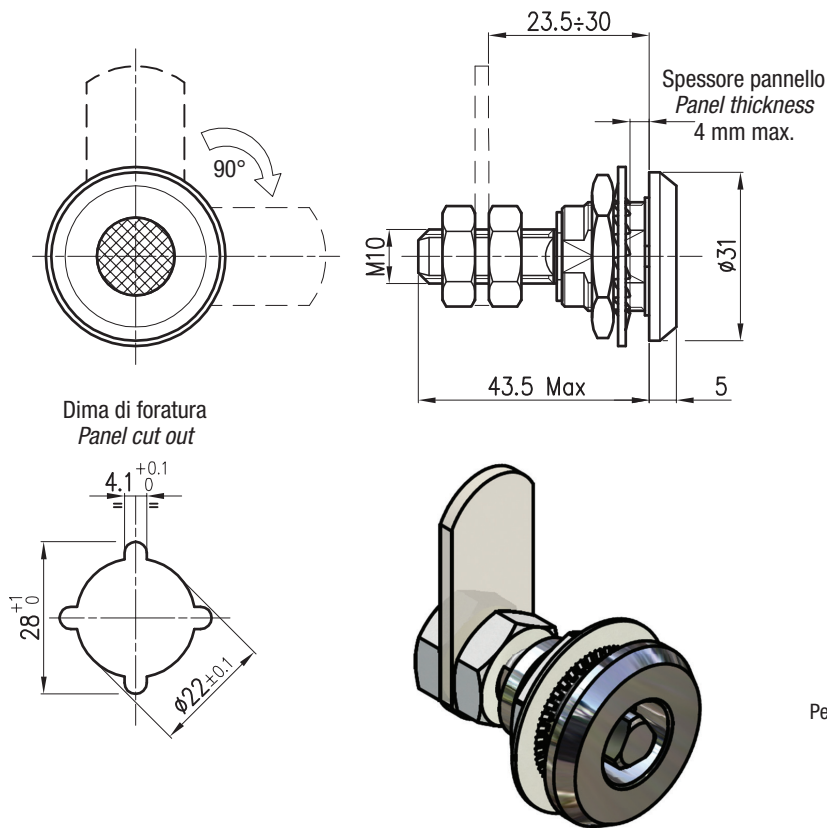
B - triangolo / triangle 8,0 mm

D - taglio cacciavite / slotted recess

P - perno / pin P3

Levetta / Cam

Attacco asola / cut-out button hole 7x10 mm (pag. 40)



Per la determinazione del codice serratura sostituire * con il codice nottolino
To complete the lock part number replace * with the cylinder code

Codice
Part Number

5*1196CPWZJ5TW

Materiali e finitura - Materials and finishing

Boccola e nottolino / Housing and cylinder
zama cromata / zinc alloy chrome plated

Levetta, rondella e dado M10 / Cam, washer and nut M10
acciaio zincato / steel zinc plated

Dado M22/ Nut M22
zama / zinc alloy

* Nottolini disponibili / Cylinders available

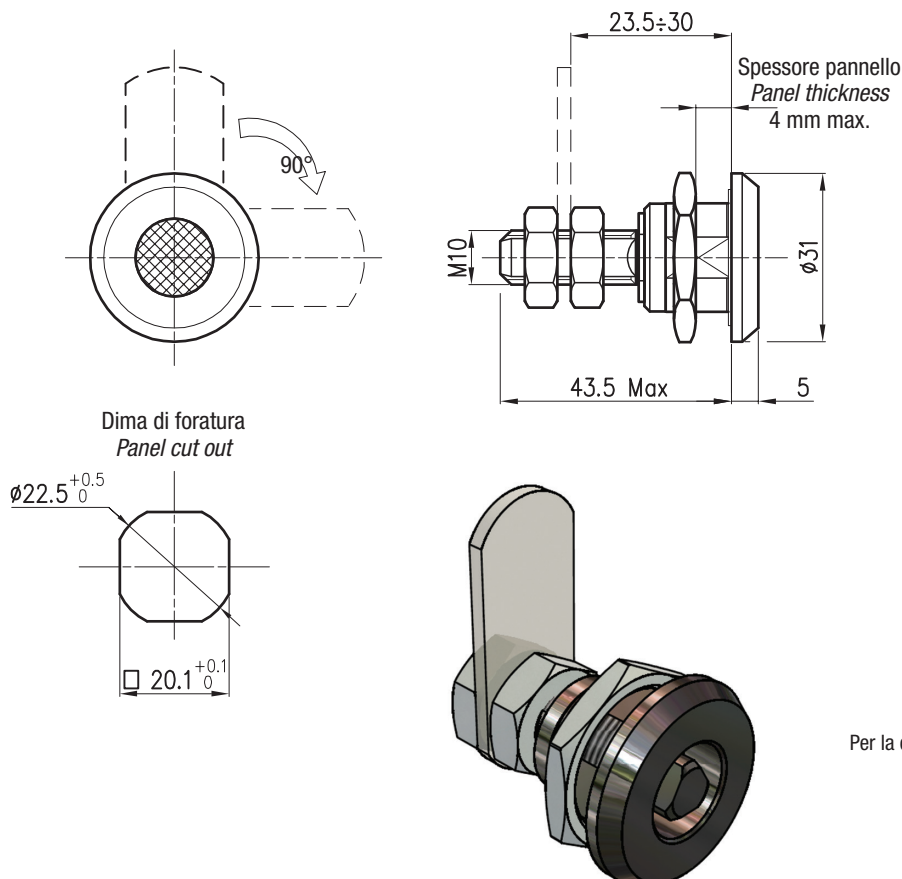
B - triangolo / triangle 8,0 mm

D - taglio cacciavite / slotted recess

P - perno / pin P3

Levetta / Cam

Attacco asola / cut-out button hole 7x10 mm (pag. 40)



Per la determinazione del codice serratura sostituire * con il codice nottolino
To complete the lock part number replace * with the cylinder code

Codice
Part Number

5*1197CPWZJ5TW

5M918

Serratura con ritorno a molla
Spring loaded lock

Materiali e finitura - Materials and finishing

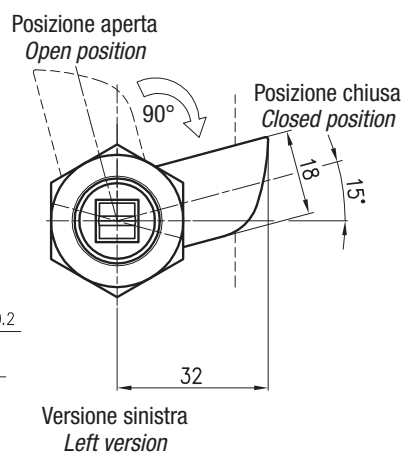
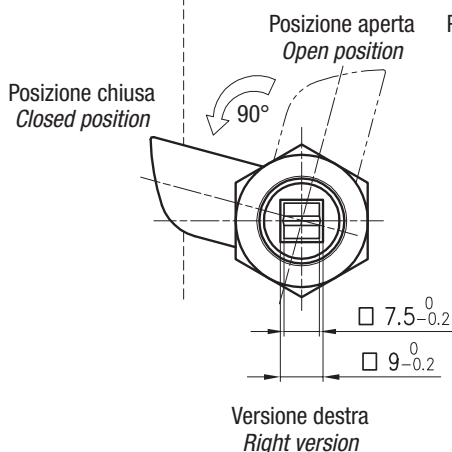
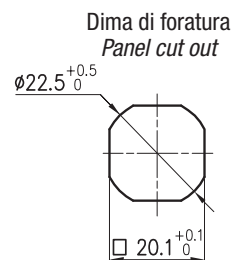
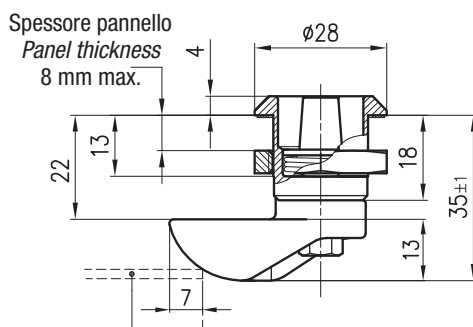
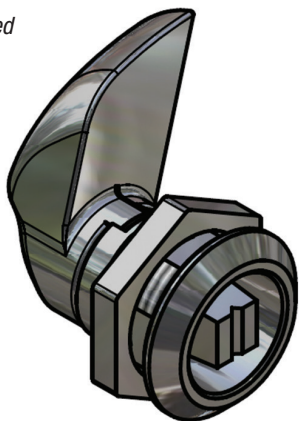
Boccola, nottolino, levetta e dado / Housing, cylinder, cam and nut
acciaio inox AISI304 / stainless steel AISI304

Nottolino disponibile / Cylinder available

quadro speciale ferrovie / railways special square

Levetta / Cam

Inclusa / Included



Codice Part Number	Versione Version
5M918SSNRD5T999	Destra / Right
5M918SSNRK5T999	Sinistra / Left

5M932

Serratura con ritorno a molla
Spring loaded lock

Materiali e finitura - Materials and finishing

Boccola e levetta / Housing and cam
zama nichelata / zinc alloy nickel plated

Nottolino e dado / Cylinder and nut

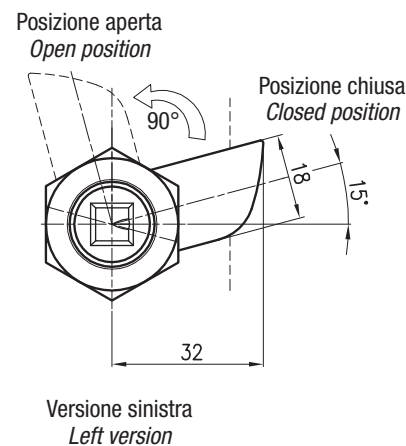
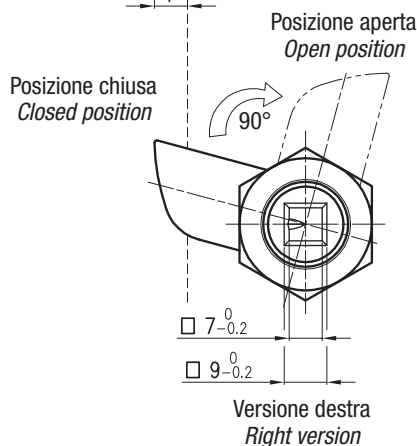
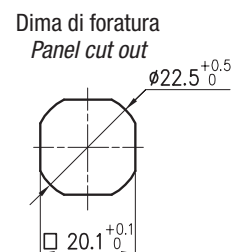
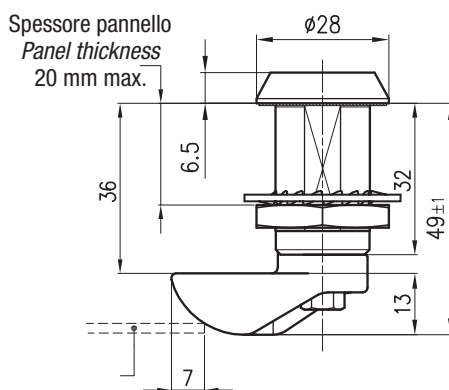
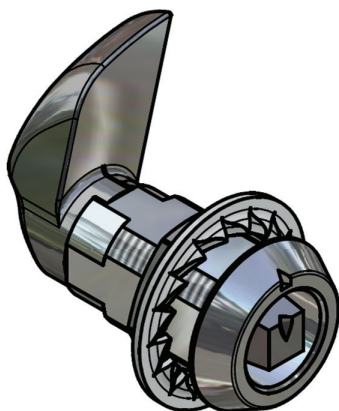
acciaio inox AISI304 / stainless steel AISI304

Nottolino disponibile / Cylinder available

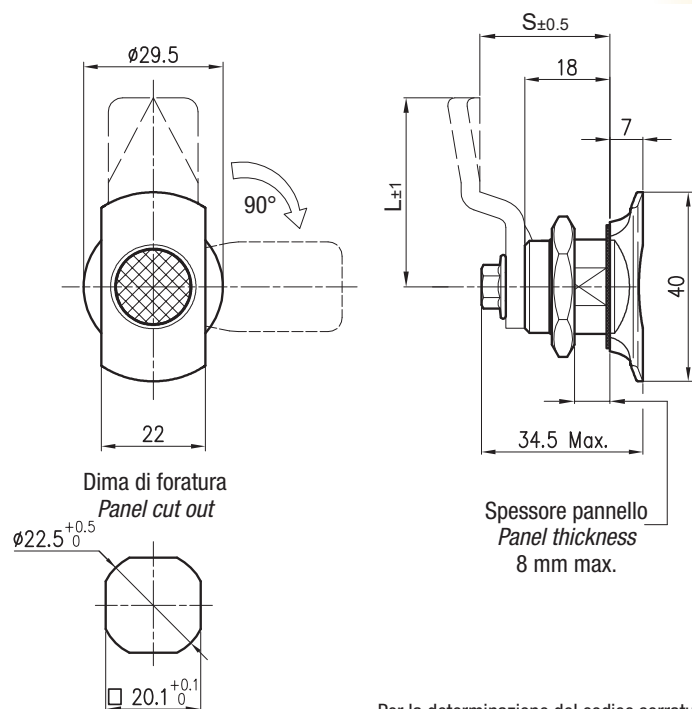
quadro speciale ferrovie / railways special square

Levetta / Cam

Inclusa / Included



Codice Part Number	Versione Version
5M932NB.D	Destra / Right
5M932NB.K	Sinistra / Left

**Materiali e finitura - Materials and finishing**

vedi tabella sotto / see table below

*** Nottolini disponibili / Cylinders available**

A - triangolo / triangle 6,5 mm

B - triangolo / triangle 8,0 mm

D - taglio cacciavite / slotted recess

G - esagono incassato / female hexagon 6 mm

M - quadro speciale ferrovie / railways special square

P - perno / pin P3

Q - perno / pin P5

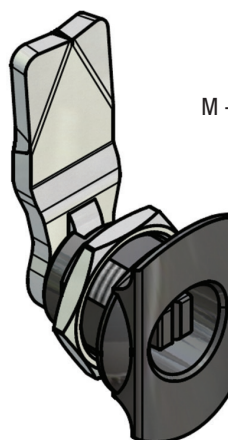
L - quadro / square 8x8

B7 - triangolo / triangle 7 mm

DAM - cacciavite antivandalo / slot coin proof

Levetta / Cam

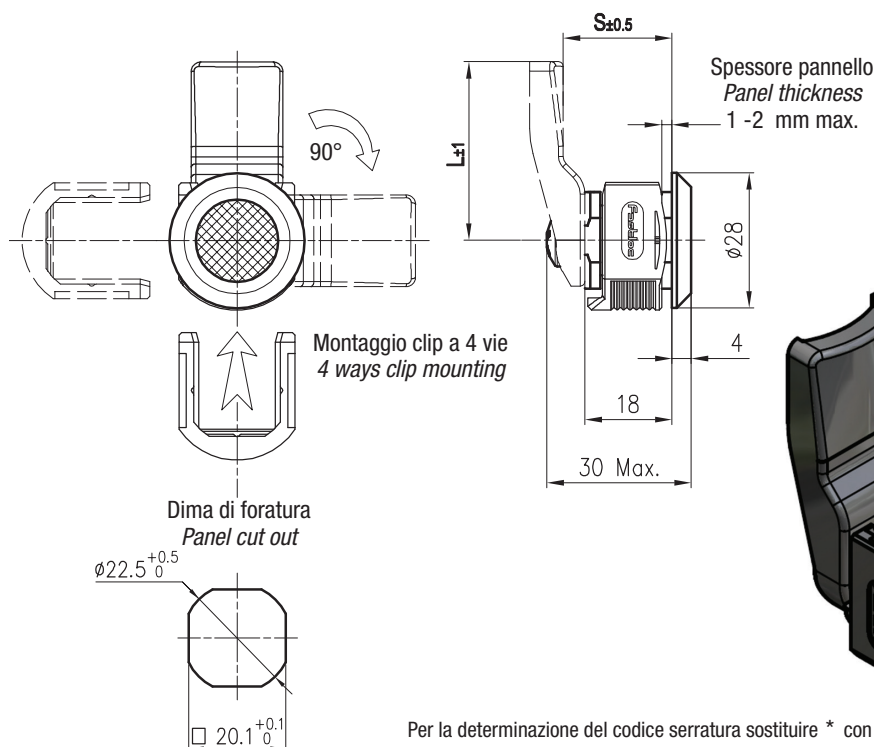
Attacco quadro / cut-out square 8 mm (pag. 41)



Per la determinazione del codice serratura sostituire * con il codice nottolino e ¢ con il grip di serraggio richiesto S=18+BH (pag. 41)

To complete the lock part number replace * with the cylinder code and ¢ with grip range required S=18+BH (page 41)

Codice Part Number	Materiali e finitura boccola Material and finishing housing	Materiali e finitura nottolino Material and finishing cylinder	Materiali dado e levetta Material cam and nut
6*918NB.¢	PA6.6 nera / black	Zama cromata / Zinc alloy chrome plated	Acciaio zincato / Steel zinc plated
6*918PN. ¢	PA6.6 nera / black	PA6.6 nera / black	Acciaio zincato / Steel zinc plated

**Materiali e finitura - Materials and finishing**

vedi tabella sotto / see table below

*** Nottolini disponibili / Cylinders available**

A - triangolo / triangle 6,5 mm

B - triangolo / triangle 8,0 mm

D - taglio cacciavite / slotted recess

E - galletto / wing knob

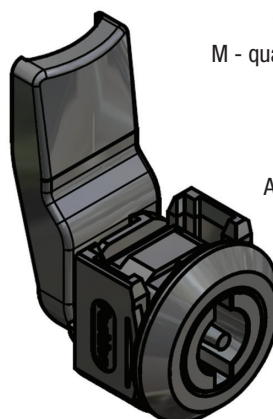
G - esagono incassato / female hexagon 6 mm

M - quadro speciale ferrovie / railways special square

P - perno / pin P3

Levetta / Cam

Attacco quadro / cut-out square 8 mm (pag. 41)



Per la determinazione del codice serratura sostituire * con il codice nottolino e ¢ con il grip di serraggio richiesto S=18+BH (pag. 41)

To complete the lock part number replace * with the cylinder code and ¢ with grip range required S=18+BH (page 41)

Codice Part Number	Materiali e finitura boccola e clip Material and finishing housing and clip	Materiali e finitura nottolino Material and finishing cylinder	Materiali levetta Material cam
7*918NB.¢	PA6.6 nera / black	Zama cromata / Zinc alloy chrome plated	Acciaio zincato / Steel zinc plated
7*918PN. ¢	PA6.6 nera / black	PA6.6 nera / black	Acciaio zincato / Steel zinc plated

8*918Serratura snap-in
Snap-in lock**Materiali e finitura - Materials and finishing**

vedi tabella sotto / see table below

*** Nottolini disponibili / Cylinders available**

A - triangolo / triangle 6,5 mm

B - triangolo / triangle 8,0 mm

D - taglio cacciavite / slotted recess

E - galletto / wing knob

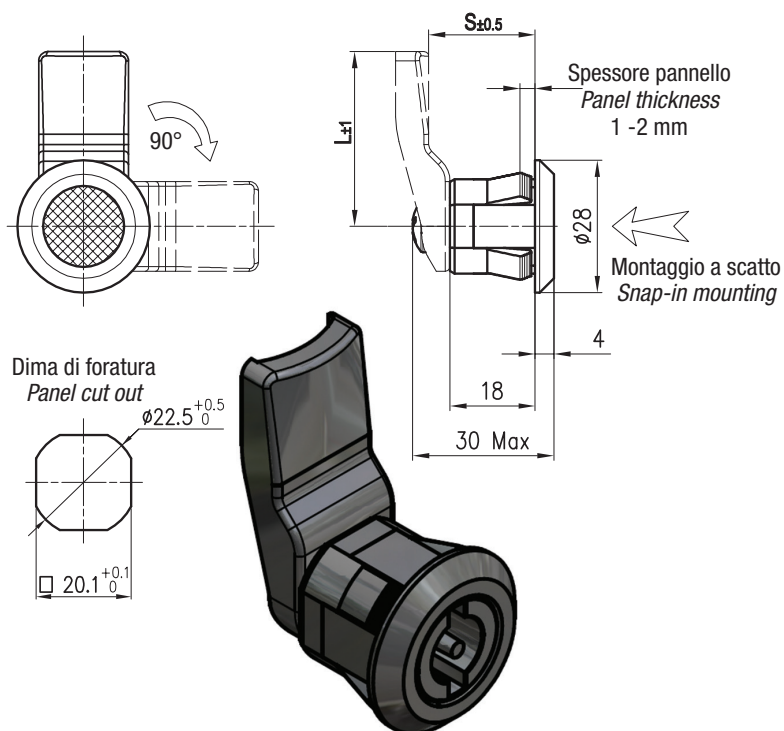
G - esagono incassato / female hexagon 6 mm

M - quadro speciale ferrovie / railways special square

P - perno / pin P3

Levetta / Cam

Attacco quadro / cut-out square 8 mm (pag. 41)



Per la determinazione del codice serratura sostituire * con il codice nottolino e c con il grip di serraggio richiesto S=18+BH (pag. 41)
To complete the lock part number replace * with the cylinder code and c with grip range required S=18+BH (page 41)

Codice Part Number	Materiale e finitura boccola e clip Material and finishing housing and clip	Materiale e finitura nottolino Material and finishing cylinder	Materiale levetta Material cam
8*918NB.Ç	PA6.6 nera / black	Zama cromata / Zinc alloy chrome plated	Acciaio zincato / Steel zinc plated
8*918PN. Ç	PA6.6 nera / black	PA6.6 nera / black	Acciaio zincato / Steel zinc plated

9*920Serratura snap-in
Snap-in lock**Materiali e finitura - Materials and finishing**

vedi tabella sotto / see table below

*** Nottolini disponibili / Cylinders available**

A - triangolo / triangle 6,5 mm

B - triangolo / triangle 8,0 mm

C - quadro / square 7 mm

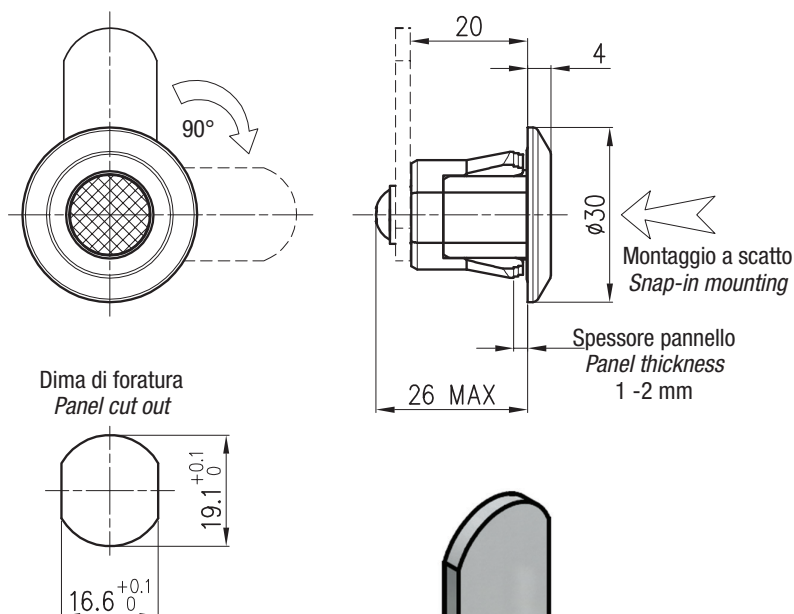
D - taglio cacciavite / slotted recess

P - perno / pin P3

R - quadro femmina 7 mm / female square 7 mm

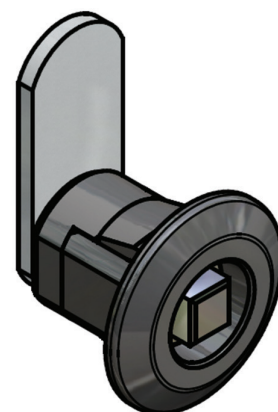
Levetta / Cam

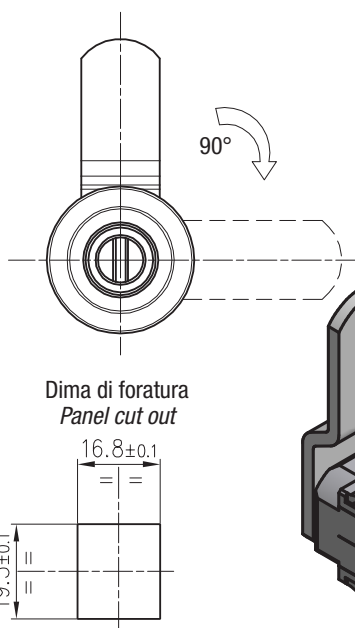
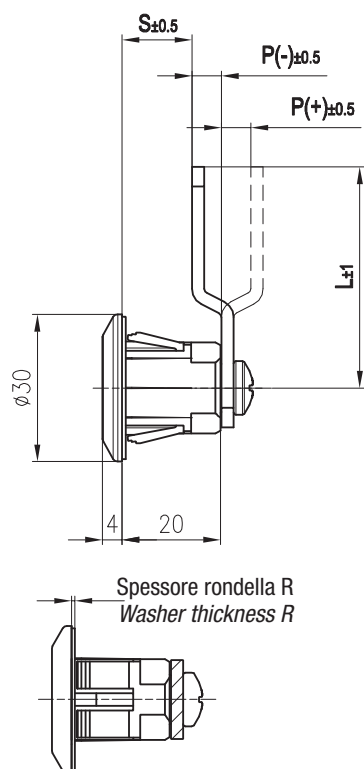
Attacco quadro / cut-out square 7 mm (pag. 40)



Per la determinazione del codice serratura sostituire * con il codice nottolino
To complete the lock part number replace * with the cylinder code

Codice Part Number	Materiale boccola / nottolino Material housing / cylinder	Materiale levetta Material cam
senza levetta / w/o cam		
9*920NBNBW	PA6.6 nera / zama nichelata PA6.6 black / zinc alloy nikel plated	Acciaio zincato Steel zinc plated



**Materiali e finitura - Materials and finishing****Boccola e nottolino / Housing and cylinder**

vedi tabella sotto / see table below

Levetta / Cam

acciaio zincato / steel zinc plated

Rondella / Washer

NBR 70 Sh. A

Nottolino disponibile / Cylinder available

A - triangolo / triangle 6,5 mm

C - quadro / square 7 mm

D - taglio cacciavite / slotted recess

P - perno / pin P3

Levetta / Cam

Attacco quadro / cut-out square 7 mm (pag. 40)

Per la determinazione del codice serratura sostituire * con il codice nottolino e ¢ con il grip di serraggio richiesto S=20+BH (pag. 40)
To complete the lock part number replace * with the cylinder code and ¢ with grip range required S=20+BH (page 40)

Codice Part Number	Materiale e finitura boccola Material and finishing housing	Materiale e finitura nottolino Material and finishing cylinder
8*918NP.¢	PA6.6 nera / black	Zama nichelata / Zinc alloy nickel plated
8*918BP.¢	PA6.6 bianca / white	Zama nichelata / Zinc alloy nickel plated
8*918NN.¢	PA6.6 nera / black	PA6.6 nera / black

Materiali e finitura - Materials and finishing**Boccola e nottolino / Housing and cylinder**

PA6.6

Clip / Clip

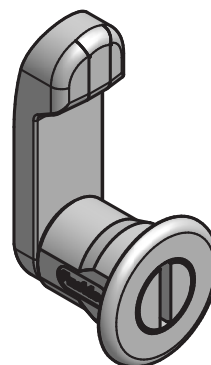
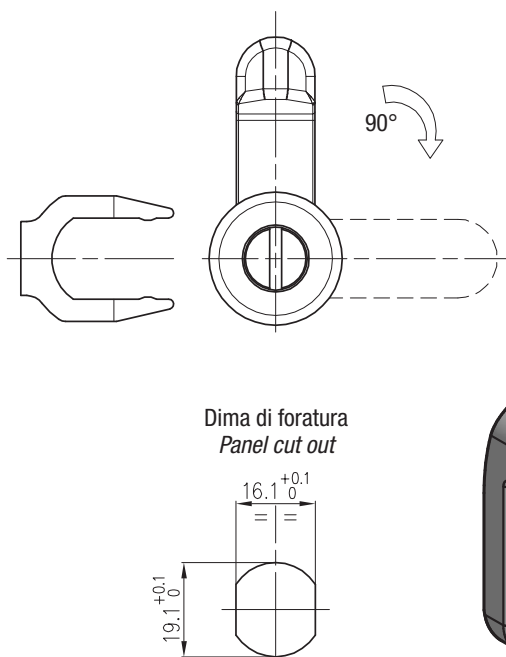
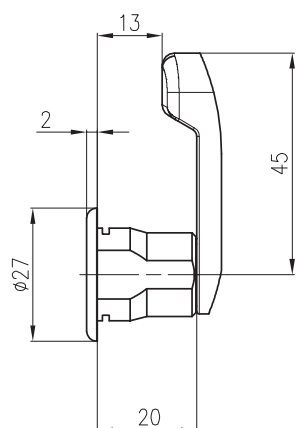
acciaio zincato / steel zinc plated

Levetta / Cam

PA6.6

Nottolino disponibile / Cylinder available

taglio cacciavite / slotted recess



Codice Part Number	Colore Color
8D913PN.13.45	Nero / Black
8D913PB.13.45	Bianco / White

4*918**Serratura
Lock****Materiali e finitura - Materials and finishing**

vedi tabella sotto / see table below

Levetta / Cam

acciaio zincato / steel zinc plated

*** Nottolini disponibili / Cylinders available**

B - triangolo / triangle 8,0 mm

D - taglio cacciavite / slotted recess

P - perno / pin P3

Altre tipologie di nottolini disponibili su richiesta e soggetti a minimo ordinabile
Other cylinder versions available on request and subject to minimum order quantity

Levetta / Cam

Attacco quadro / cut-out square 8 mm (pag. 41)

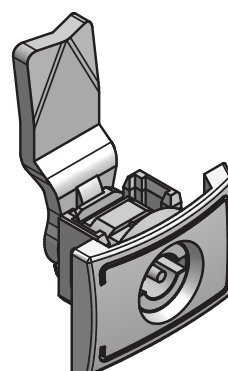
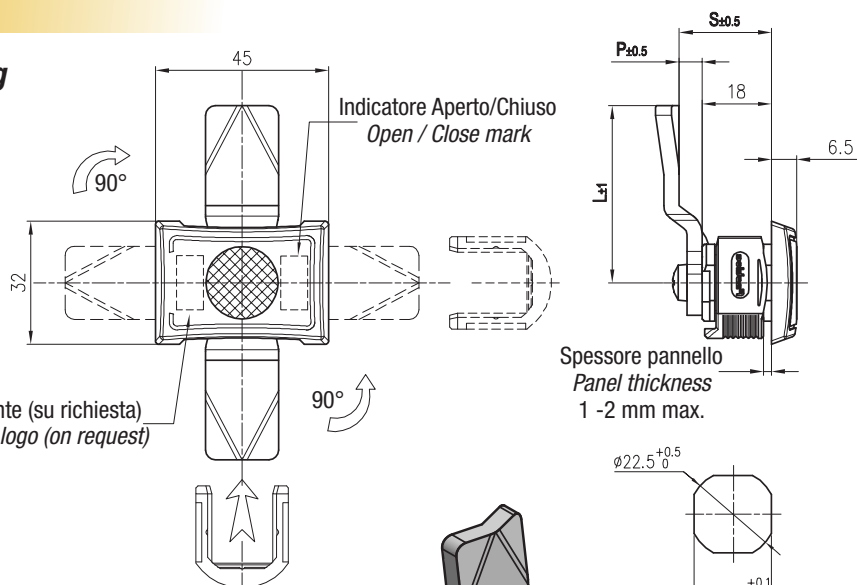
Per la determinazione del codice serratura sostituire * con il codice nottolino

e c con il grip di serraggio richiesto S=18+BH (pag. 41)

To complete the lock part number replace * with the cylinder

code and c with grip range required S=18+BH (page 41)

Codice Part Number	Materiale e finitura boccola e clip Material and finishing housing and clip	Materiale e finitura nottolino Material and finishing cylinder
4*918PN.€	PA6.6 nera / black	PA6.6 nera / black
4*918PBL.€	PA6.6 blu RAL5003 / blue RAL5003	PA6.6 blu RAL5003 / blue RAL5003
4*918PNB.€	PA6.6 nera / black	Zama cromata / Zinc alloy chrome plated
4*918PBLB.€	PA6.6 blu RAL5003 / blue RAL5003	Zama cromata / Zinc alloy chrome plated

**6*919****Serratura
Lock****Materiali e finitura - Materials and finishing**

vedi tabella sotto / see table below

Levetta / Cam

acciaio zincato / steel zinc plated

*** Nottolini disponibili / Cylinders available**

B - triangolo / triangle 8,0 mm

D - taglio cacciavite / slotted recess

P - perno / pin P3

Altre tipologie di nottolini disponibili su richiesta e soggetti a minimo ordinabile
Other cylinder versions available on request and subject to minimum order quantity

Levetta / Cam

Attacco quadro / cut-out square 8 mm (pag. 41)

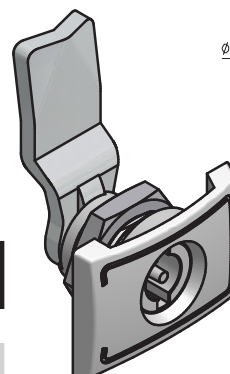
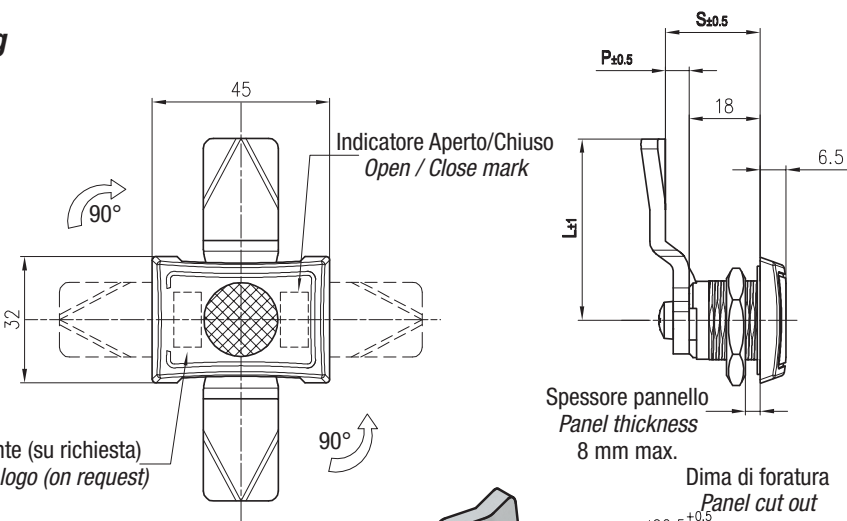
Per la determinazione del codice serratura sostituire * con il codice nottolino

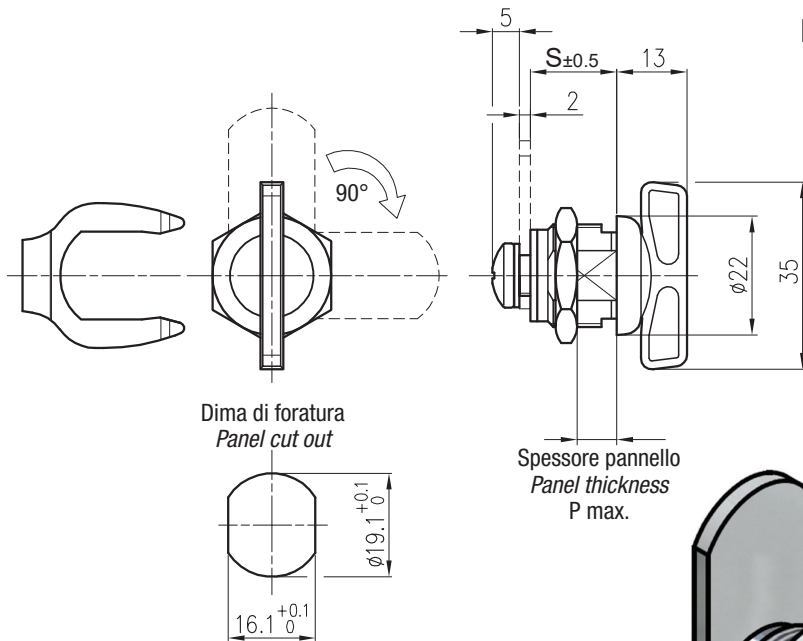
e c con il grip di serraggio richiesto S=18+BH (pag. 41)

To complete the lock part number replace * with the cylinder

code and c with grip range required S=18+BH (page 41)

Codice Part Number	Materiale e finitura boccola e clip Material and finishing housing and clip	Materiale e finitura nottolino Material and finishing cylinder
6*919PN.€	PA6.6 nera / black	PA6.6 nera / black
6*919PBL.€	PA6.6 blu RAL5003 / blue RAL5003	PA6.6 blu RAL5003 / blue RAL5003
6*919PNB.€	PA6.6 nera / black	Zama cromata / Zinc alloy chrome plated
6*919PBLB.€	PA6.6 blu RAL5003 / blue RAL5003	Zama cromata / Zinc alloy chrome plated





Materiali e finitura - Materials and finishing

Boccola, nottolino e dado / Housing, cylinder and nut
zama / zinc alloy

Fissaggio con clip disponibile su richiesta
Clip mounting version available on request


Levetta / Cam
acciaio zincato / steel zinc plated

Nottolino disponibile / Cylinder available

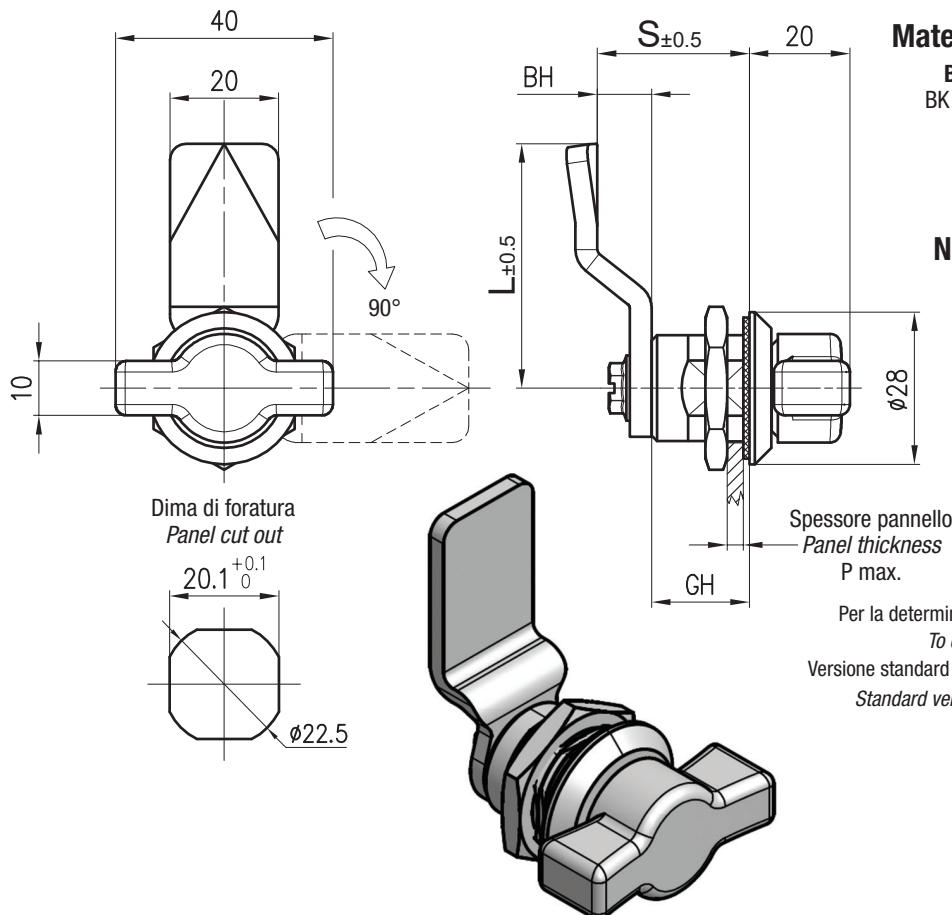
galletto / wing knob

Levetta / Cam

Attacco quadro / cut-out square 9 mm (pag. 40)



Codice Part Number	S ±0,5	P max.
5E516CPNRA5TW	16+BH	6



Materiali e finitura - Materials and finishing

Boccola, nottolino e dado / Housing, cylinder and nut
BK - zama verniciata nera / zinc alloy black powder coated
PN - plastica / plastic PA6.6

Levetta / Cam
acciaio zincato / steel zinc plated

Nottolino disponibile / Cylinder available

galletto / wing knob

Levetta / Cam

Attacco quadro / cut-out square 8 mm (pag. 40)

Per la determinazione del codice serratura sostituire * con il codice nottolino
To complete the lock part number replace * with the cylinder code
Versione standard - per altre versioni quantitativo minimo ordinabile 1.000 pz. ©
Standard version - for other versions minimum order quantity of 1.000 pcs.

Codice Part Number	GH ±0,5	P max.
FH714.2.1* ©	18	6
FH714.2.2*	28	20
FH714.2.3*	38	26
FH714.2.4*	62	50

5*918**TRA5TM

Serratura
Lock

Materiali e finitura - Materials and finishing

vedi tabella sotto / see table below

* Nottolini disponibili / Cylinders available

B7 - triangolo / triangle 7,0 mm

C - quadro / square 7x7

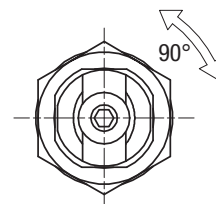
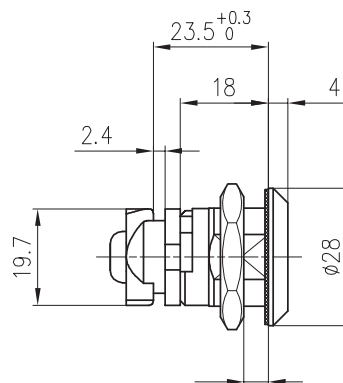
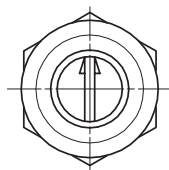
D - taglio cacciavite / slotted recess

DAM - taglio cacciavite antivandalo / slot coin proof

L - quadro / square 8x8

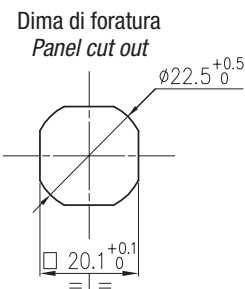
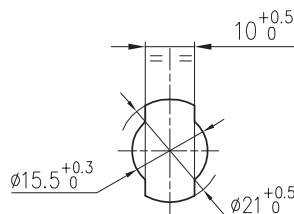
P - perno / pin P3

Q - perno / pin P5



Per la determinazione del codice serratura sostituire * con il codice nottolino
To complete the lock part number replace * with the cylinder code

Codice Part Number senza levetta / w/o cam	Boccola / nottolino Housing / cylinder	Materiale dado / levetta Material nut / cam
5*918NBTRA5TM	PA6.6 nera / zama cromata PA6.6 black / zinc alloy chrome pl.	Acciaio zincato / zama Steel zinc plated / zinc alloy
5*918NNTRA5TM	PA6.6 nera / zama vern. nera PA6.6 black / zinc alloy black paint.	Acciaio zincato / zama Steel zinc plated / zinc alloy



FH815.2

Serratura a galletto con chiave
Lock with key wing knob

Materiali e finitura - Materials and finishing

Boccola e nottolino / Housing and cylinder

zama verniciata nera / zinc alloy black powder coated

Levetta / Cam

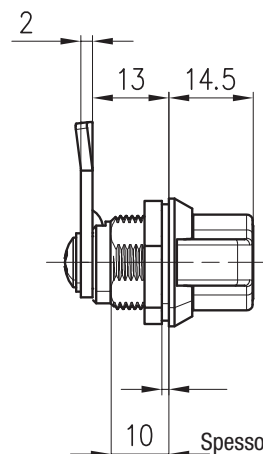
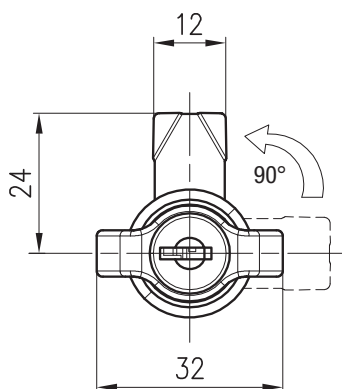
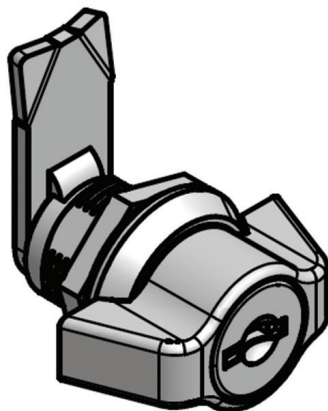
acciaio zincato / steel zinc plated

Nottolino disponibile / Cylinder available

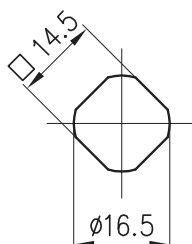
galletto con chiave / key wing knob

Levetta / Cam

Inclusa / Included



Spessore pannello
Panel thickness
5 mm max.



Dima di foratura
Panel cut out

Codice
Part Number

FH815.2

Materiali e finitura - Materials and finishing

Boccola e nottolino / Housing and cylinder
zama cromata lucida / zinc alloy bright chrome plated

Levetta e clip / Cam and clip
acciaio zincato / steel zinc plated

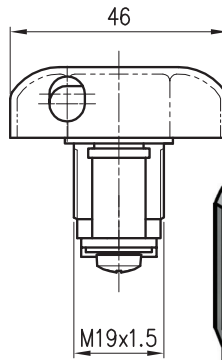
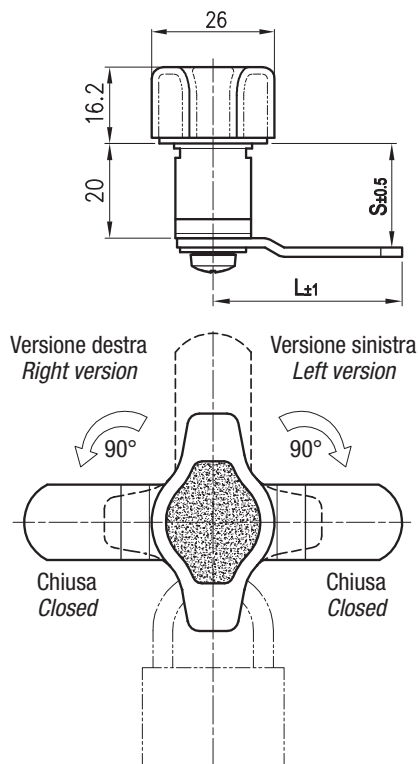
Dado di bloccaggio disponibile su richiesta
Fixing nut available on request

Nottolino disponibile / Cylinder available

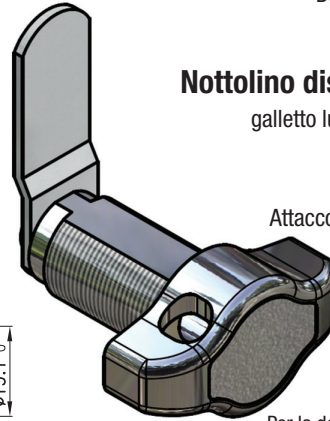
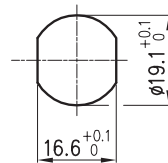
galletto lucchettabile / knob with hasp for padlock

Levetta / Cam

Attacco quadro / cut-out square 8 mm (pag. 40)



Dima di foratura
Panel cut out



Per la determinazione del codice serratura sostituire *
con il grip di serraggio richiesto S=20+BH (pag. 40)
To complete the lock part number replace *
with grip range required S=20+BH (page 40)

Codice Part Number	Versione Version
5X820CPCRD5T*	Destra / Right
5X820CPCRK5T*	Sinistra / Left

Materiali e finitura - Materials and finishing

Boccola / Housing
zama / zinc alloy

Nottolino / Cylinder
plastica / plastic PA6.6

Levetta e clip / Cam and clip
acciaio zincato / steel zinc plated

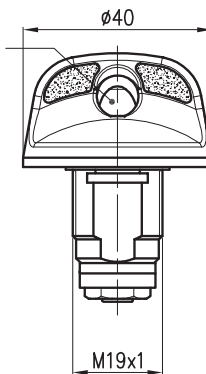
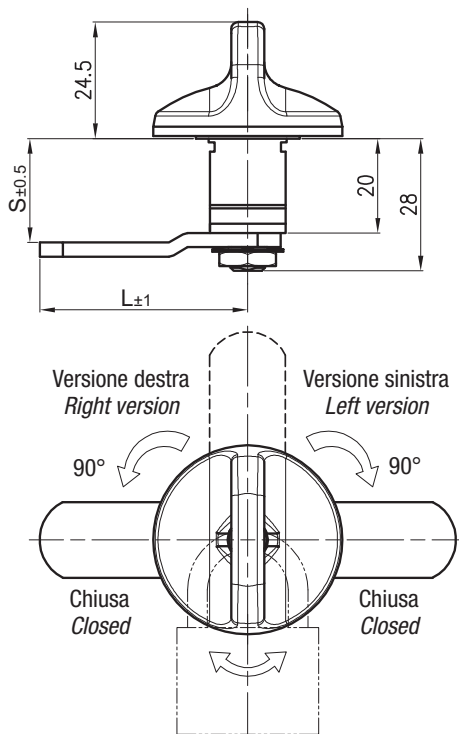
Dado di bloccaggio disponibile su richiesta
Fixing nut available on request

Nottolino disponibile / Cylinder available

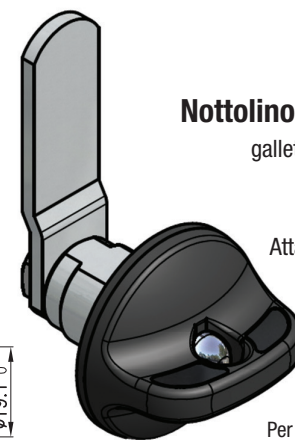
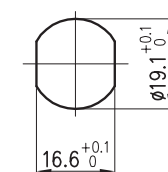
galletto lucchettabile / knob with hasp for padlock

Levetta / Cam

Attacco quadro / cut-out square 8 mm (pag. 40)



Dima di foratura
Panel cut out



Per la determinazione del codice serratura sostituire *
con il grip di serraggio richiesto S=20+BH (pag. 40)
To complete the lock part number replace *
with grip range required S=20+BH (page 40)

Codice Part Number	Versione Version
5X820PNCGD5T*	Destra / Right
5X820PNCCK5T*	Sinistra / Left

5X822AC

Serratura lucchettabile
Lock with hasp for padlock

Materiali e finitura - Materials and finishing

Boccola e nottolino / Housing and cylinder

zama cromata lucida / zinc alloy bright chrome plated

Dado / Nut

ottone / brass

Levetta / Cam

acciaio zincato / steel zinc plated

Nottolino disponibile / Cylinder available

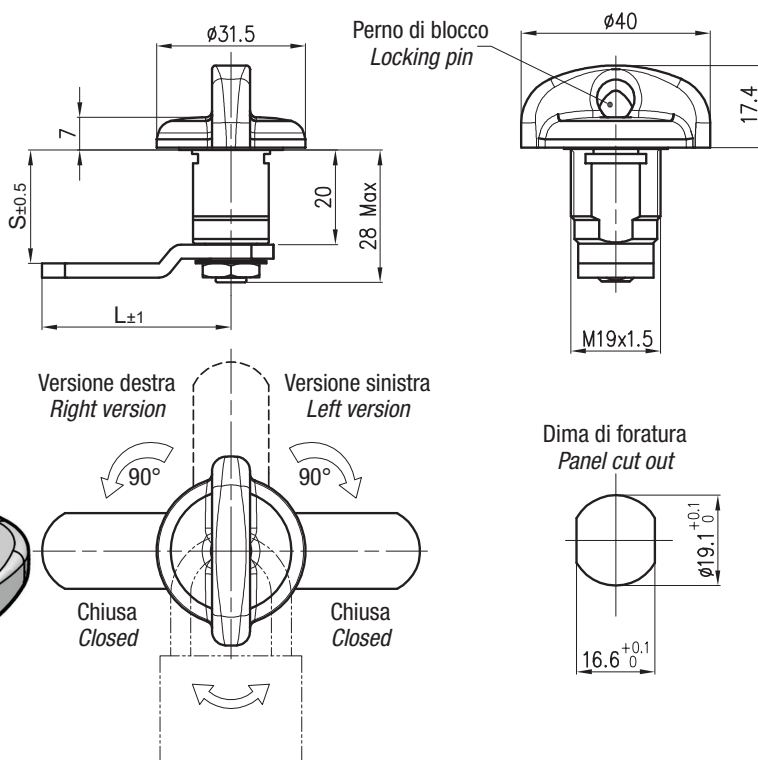
galletto lucchettabile / knob with hasp for padlock

Levetta / Cam

Attacco quadro / cut-out square 8 mm
(pag. 40)

Per la determinazione del codice serratura sostituire *
con il grip di serraggio richiesto $S=20+BH$ (pag. 40)
To complete the lock part number replace *
with grip range required $S=20+BH$ (page 40)

Codice Part Number	Versione Version
5X822AC.DX*	Destra / Right
5X822AC.SX*	Sinistra / Left



JFH2031

Serratura ad avvitamento
Screw-in lock

Materiali e finitura - Materials and finishing

Boccola, nottolino e dado / Housing, cylinder and nut

zama / zinc alloy

Levetta / Cam

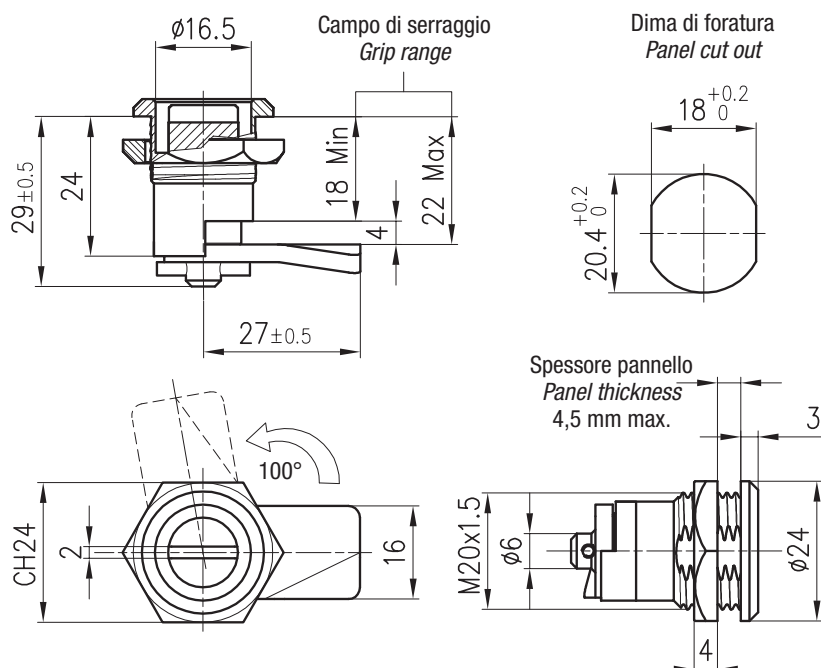
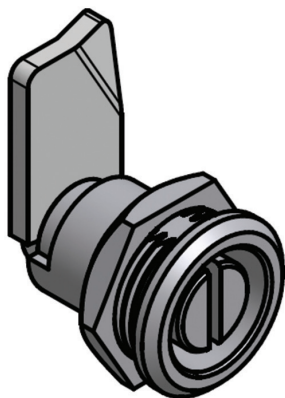
acciaio zincato / steel zinc plated

Nottolino disponibile / Cylinder available

taglio cacciavite / slotted recess

Levetta / Cam

inclusa / included



Codice
Part Number


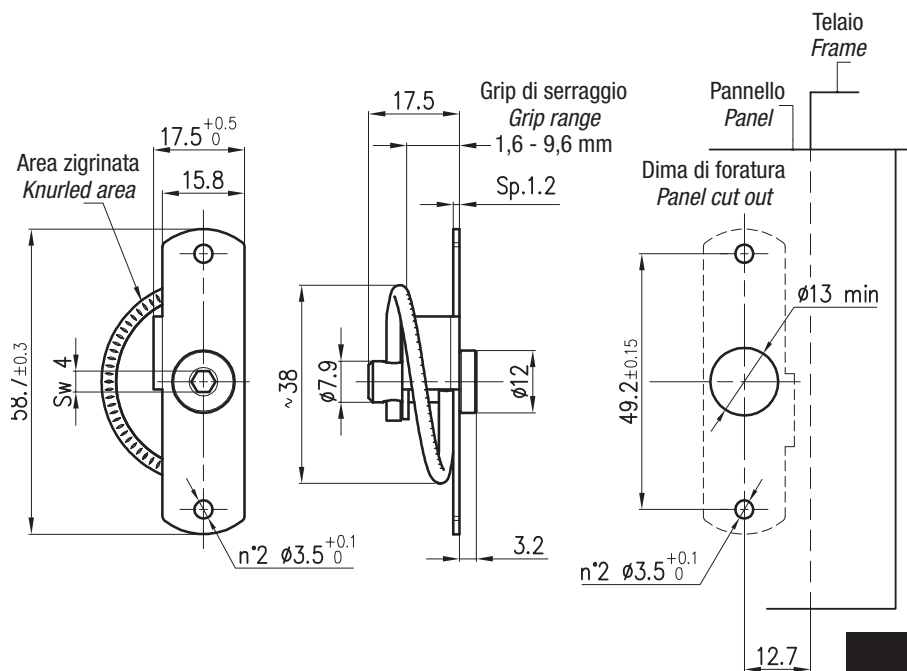
JFH2031

Materiali e finitura - Materials and finishing

Serratura completa / Complete lock
acciaio zinco nichelato / steel zinc nickel plated

Nottolino disponibile / Cylinder available

esagono incassato 4 mm / female hexagon 4 mm



Codice Part Number	Versione Version
FH588.1	senza zigrinatura / without knurl
FH588.2	con zigrinatura / with knurl

Materiali e finitura - Materials and finishing

Boccola, manopola e dado / Housing, knob and nut
zama / zinc alloy

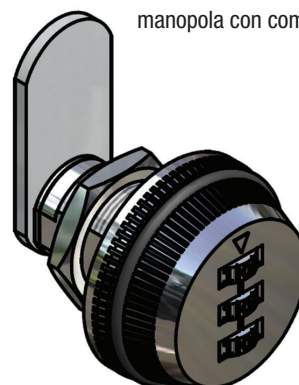
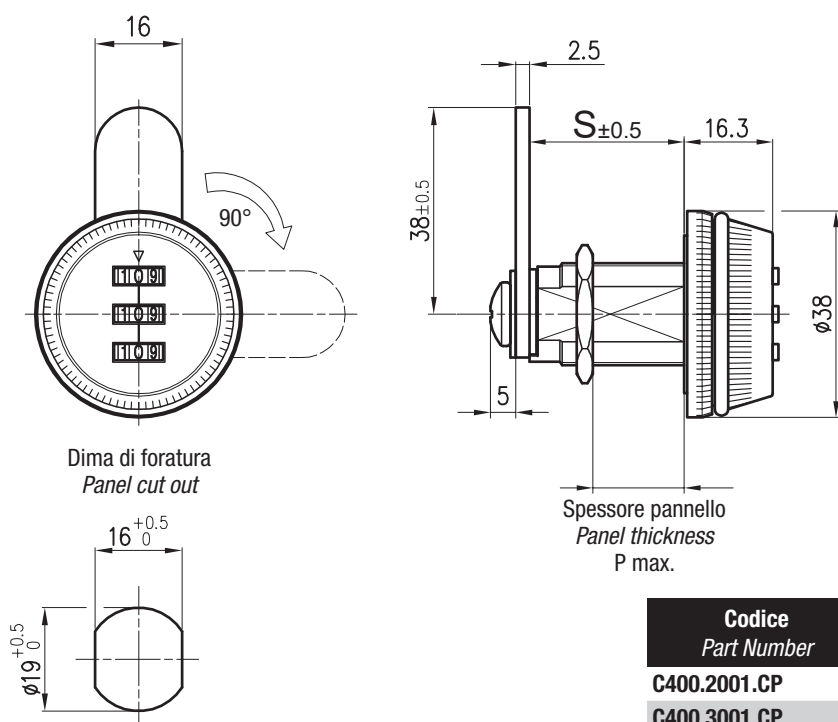
Levetta / Cam
acciaio zincato / steel zinc plated

Nottolino disponibile / Cylinder available

manopola con combinazione / coded knob

Levetta / Cam

Inclusa / included



Codice Part Number	S ±0,5	P max.	Finitura manopola Finishing knob
C400.2001.CP	17,5	5	Cromata lucida / Bright chrome plated
C400.3001.CP	22,5	10	Cromata lucida / Bright chrome plated
C400.4001.CP	29,5	17	Cromata lucida / Bright chrome plated
C400.2001.BK	17,5	5	Verniciata nera / Black powder coated
C400.3001.BK	22,5	10	Verniciata nera / Black powder coated
C400.4001.BK	29,5	17	Verniciata nera / Black powder coated

FH748.*.*

Serratura a galletto
Lock with wing knob

Materiali e finitura - Materials and finishing

Boccola e nottolino / Housing and cylinder

AC - zama cromata lucida / zinc alloy bright chrome plated
BK - zama verniciata nera / zinc alloy black powder coated
BPC - AISI316

Dado e levetta / Nut and cam

AC/BK - acciaio zincato / steel zinc plated
BPC - AISI316

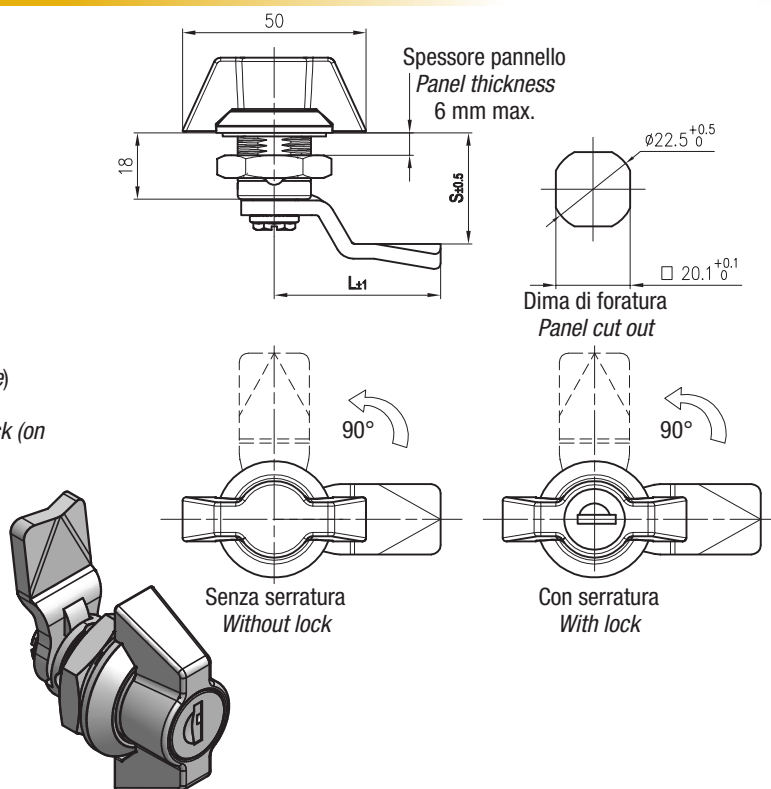
Nottolino disponibile / Cylinder available

galletto con serratura / wing knob with lock
(2 chiavi nichelate, cifratura unica / 2 keys nickel plated, keyed alike)
galletto senza serratura / wing knob without lock
galletto lucchettabile (su richiesta) / wing knob with hasp for padlock (on request)

Levetta / Cam

Attacco quadro / cut-out square 8 mm (pag. 41)

Codice serratura Part Number	Versione Version
FH748.AC.*	Con serratura / with lock
FH748.BK.*	Con serratura / with lock
FH748.BPC.*	Con serratura / with lock
FH748.2AC.*	Senza serratura / without lock
FH748.2BK.*	Senza serratura / without lock
FH748.2BPC.*	Senza serratura / without lock



Per la determinazione del codice serratura sostituire * con il grip di serraggio richiesto
To complete the lock part number replace * with grip range required
S=18+BH (pag. 41)

FH705.3U

Serratura con maniglia a T
T-handle lock

Materiali e finitura - Materials and finishing

Boccola, nottolino e dado / Housing, cylinder and nut
zama verniciata nera / zinc alloy black powder coated

Levetta / Cam

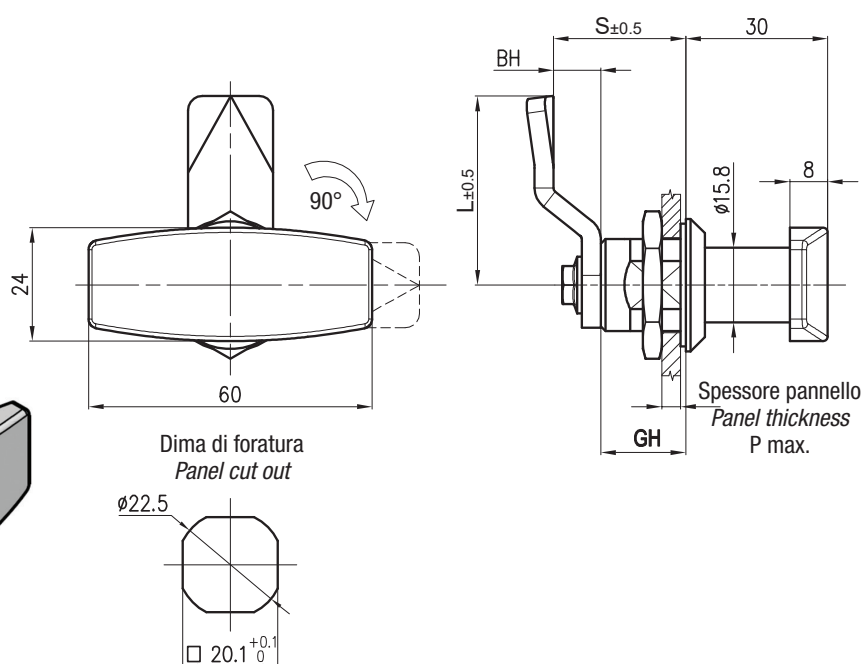
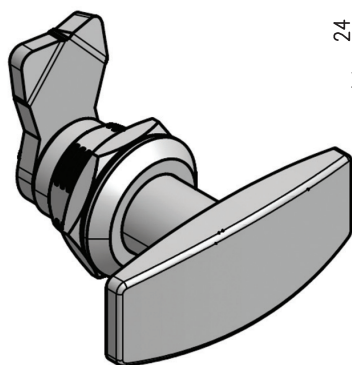
acciaio zincato / steel zinc plated

Nottolino disponibile / Cylinder available

maniglia a T / T handle

Levetta / Cam

inclusa / included



Codice Part Number	GH ±0,5	P max.
FH705.3U.1BK ©	18	6
FH705.3U.2BK	28	20
FH705.3U.3BK	38	26
FH705.3U.4BK	62	50

© Versione standard - per altre versioni quantitativo minimo ordinabile 1.000 pz.
Standard version - for other versions minimum order quantity of 1.000 pcs.

☞☞ Materiali e finitura - Materials and finishing

AC - zama cromata / zinc alloy chrome plated
acciaio zincato / steel zinc plated

BK - zama verniciata nera / zinc alloy black powder painted
acciaio zincato / steel zinc plated

NC - zama nichelata / zinc alloy nickel plated
acciaio zincato / steel zinc plated

* Nottolini disponibili / Cylinders available

1 - esagono incassato / female hexagon 6mm

2 - esagono incassato / female hexagon 8mm

3 - triangolo / triangle 7,3 mm

4 - triangolo / triangle 6,5 mm

5 - quadro speciale ferrovie / special railways square

6 - tubolare 4 tacche / tubular key 4 slots

7 - quadro ferrovie tedesche / special German railways square

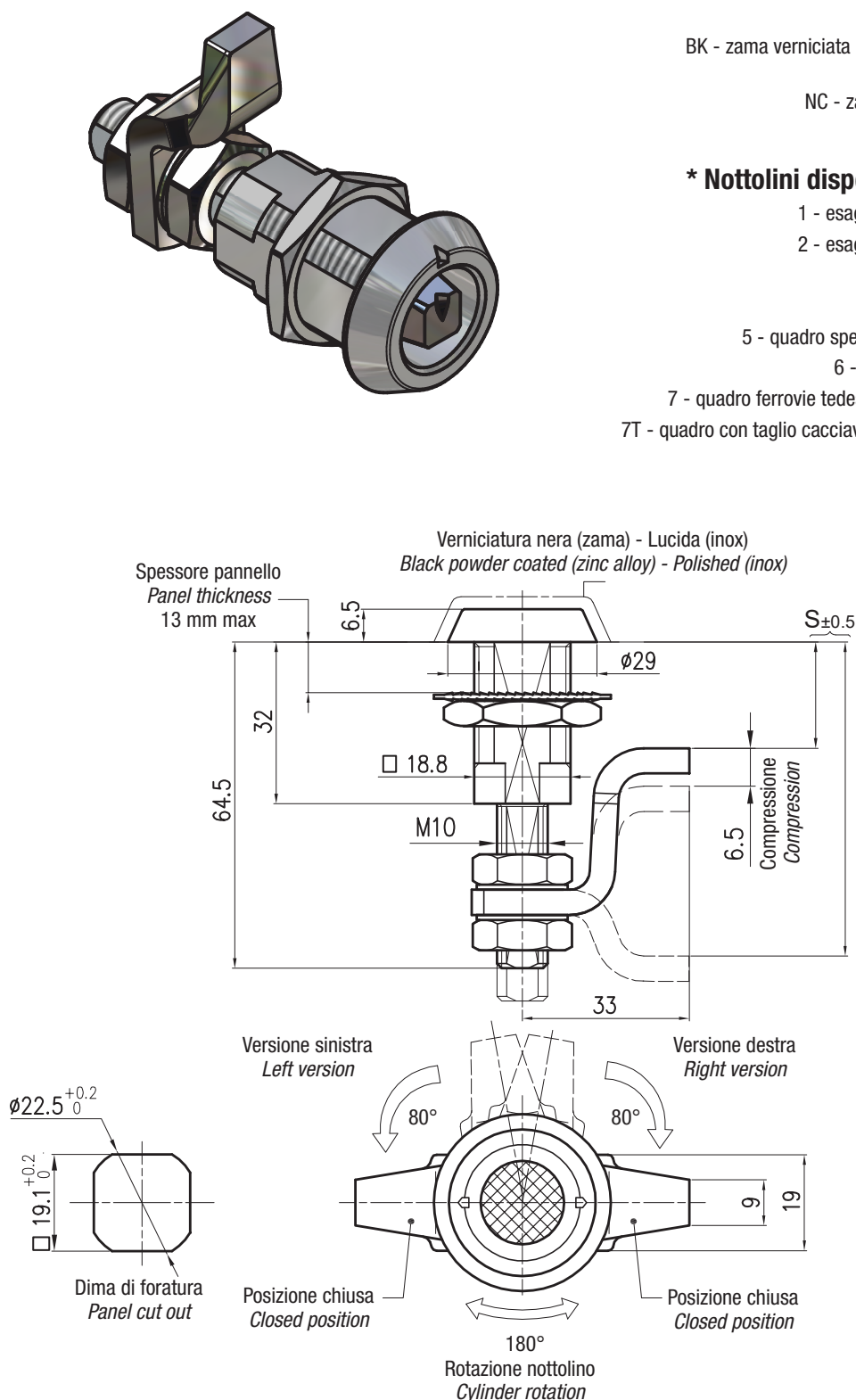
7T - quadro con taglio cacciavite / square with slotted recess 8 mm

8 - Perno / Pin P5

9 - Perno / Pin P3

Levetta / Cam

inclusa / included



Per la determinazione del codice serratura sostituire * con il codice nottolino e ☞☞ con il codice materiale
To complete the lock part number replace * with the cylinder code and ☞☞ with material code

Codice serratura DX Part Number lock right	Codice serratura SX Part Number lock left	S ±0,5	S ±0,5 Levetta invertita Reversed cam
FL91BR.85.*1☞☞	FL91BR.85L.*1☞☞	11,5 ÷ 21	67,5 ÷ 77
FL91BR.85.*☞☞	FL91BR.85L.*☞☞	26,5 ÷ 36	52,5 ÷ 62
FL91BR.85.*2☞☞	FL91BR.85L.*2☞☞	39,5 ÷ 49	-

FL91BR.85.T*

Serratura a compressione regolabile con maniglia a T
T-handle adjustable compression lock

Materiali e finitura - Materials and finishing

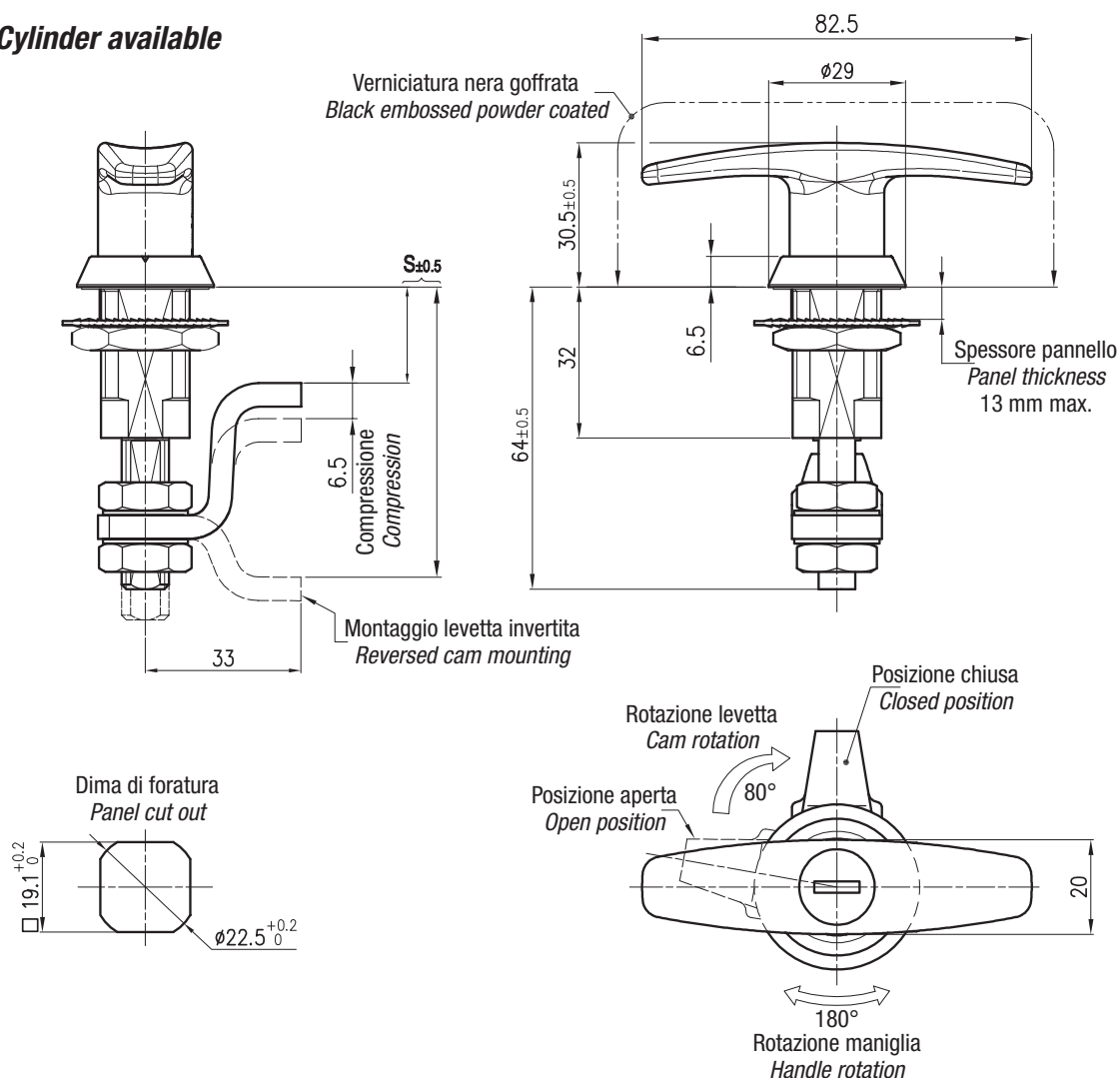
vedi tabella sotto / see table below

Nottolino disponibile / Cylinder available

maniglia a T / T handle

Levetta / Cam

inclusa / included

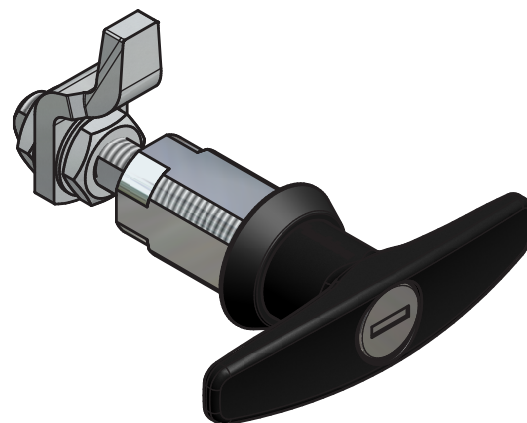


Componente Components	Materiale e finitura Material and finishing
Boccola / Housing	Zama verniciata nera / Zinc alloy black powder coated
Maniglia a T / T handle	Zama verniciata nera / Zinc alloy black powder coated
Dado / Nut M22X1,5 Ch. 27	Acciaio zincato bianco / White zinc plated
Perno di rotazione / Rotation stud	Acciaio zincato bianco / White zinc plated
Rondella / Washer	Acciaio zincato bianco / White zinc plated
Guarnizione / Gasket	NBR
Levetta / Cam	Acciaio zincato bianco / White zinc plated
Chiavi / Keys (2)	Ottone nichelato / Brass nickel plated

Codice Part Number	S±0,5	S±0,5 levetta invertita reversed cam	Versione cilindro Cylinder version
FL91BR.85.TM0BK	26,5 ÷ 36	52,5 ÷ 62	C31 MERIT *
FL91BR.85.TM1BK	11,5 ÷ 21	67,5 ÷ 77	C31 MERIT *
FL91BR.85.TM2BK	39,5 ÷ 49	-	C31 MERIT *
FL91BR.85.TC0BK	26,5 ÷ 36	52,5 ÷ 62	CH751 €€
FL91BR.85.TC1BK	11,5 ÷ 21	67,5 ÷ 77	CH751 €€
FL91BR.85.TC2BK	39,5 ÷ 49	-	CH751 €€

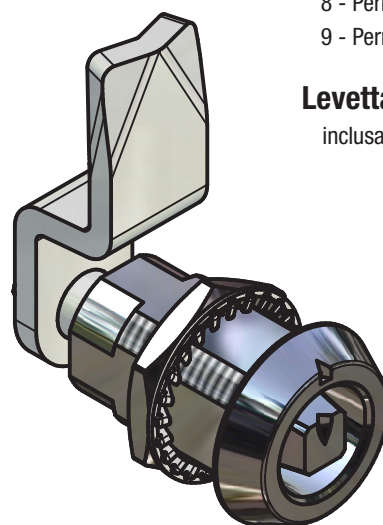
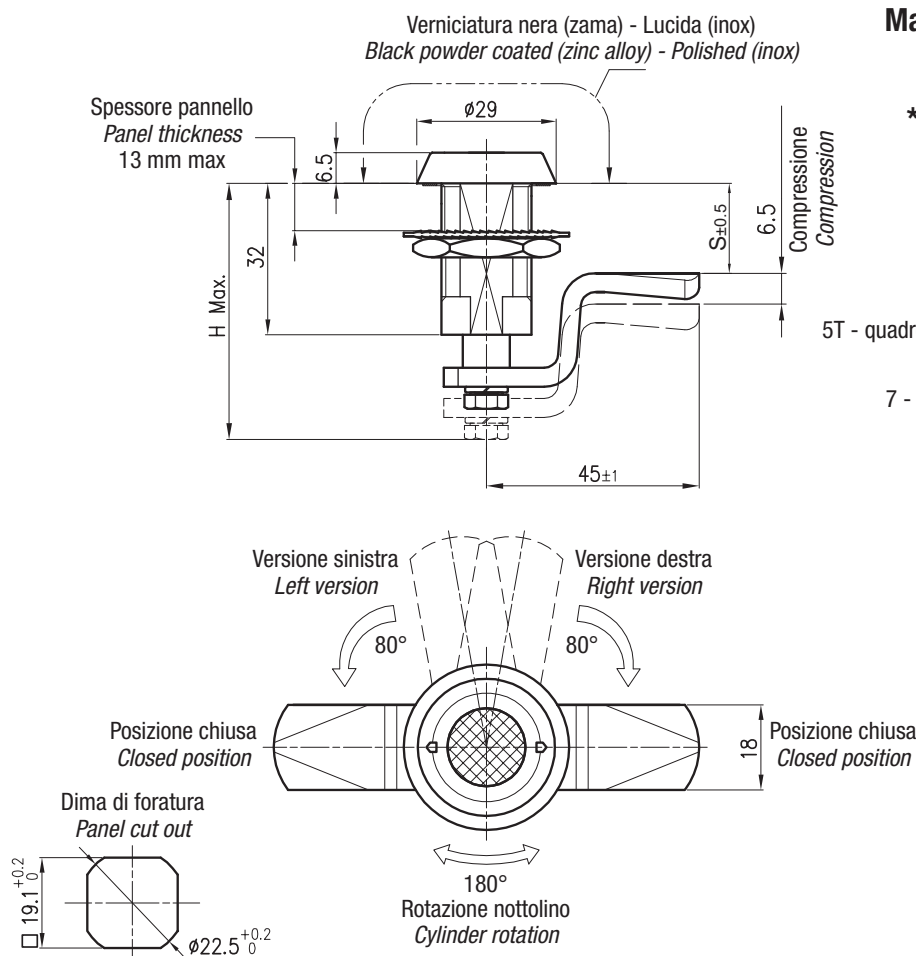
* chiavi non incluse - €€ 2 chiavi incluse

* keys not included - €€ 2 keys included



Materiali e finitura - *Materials and finishing*

vedi tabella sotto / see table below

* Nottolini disponibili / *Cylinders available*1 - esagono incassato / *female hexagon 6mm*2 - esagono incassato / *female hexagon 8mm*3 - triangolo / *triangle 7,3 mm*4 - triangolo / *triangle 6,5 mm*5 - quadro speciale ferrovie / *special railways square*5T - quadro con taglio cacciavite / *square with slotted recess 8,0 mm*6 - tubolare 4 tacche / *tubular key 4 slots*7 - quadro ferrovie tedesche / *special German railways square*8 - Perno / *Pin P5*9 - Perno / *Pin P3*Levetta / *Cam*inclusa / *included*

Per la determinazione del codice serratura sostituire * con il codice nottolino e c¢ con il codice materiale
To complete the lock part number replace * with the cylinder code and c¢ with material code

Componente Components	c¢ Codice materiale / Material code AC	c¢ Codice materiale / Material code BP	c¢ Codice materiale / Material code BK
Boccola / Housing	Zama cromata / Zinc alloy black chrome	AISI 316 lucido / polished	Zama vern. nera / Zinc alloy black paint.
Nottolino / Cylinder	Acciaio cromato / Steel chrome plated	AISI 303 lucido / polished	Acciaio vern. nero / Steel black paint.
Dado / Nut M22X1,5 Ch. 27	Acciaio zincato bianco / Steel white zinc pl.	AISI 303	Acciaio zinc. bianco / Steel white zinc pl.
Perno di rotazione / Rotation stud	Acciaio zincato bianco / Steel white zinc pl.	AISI 303	Acciaio zinc. bianco / Steel white zinc pl.
Levetta / Cam	Acciaio zincato bianco / Steel white zinc pl.	AISI 304 lucido / polished	Acciaio zinc. bianco / Steel white zinc pl.

Codice serratura DX Part Number lock right	Codice serratura SX Part Number lock left	S ±0,5	H ±0,5	Codice serratura DX Part Number lock right	Codice serratura SX Part Number lock left	S ±0,5	H ±0,5
FL91BR.704.*c¢	FL91BR.704L.*c¢	8	52	FL91BR.729.*c¢	FL91BR.729L.*c¢	29	51
FL91BR.710.*c¢	FL91BR.710L.*c¢	10	50	FL91BR.706.*c¢	FL91BR.706L.*c¢	30	52
FL91BR.711.*c¢	FL91BR.711L.*c¢	11	51	FL91BR.732.*c¢	FL91BR.732L.*c¢	32	54
FL91BR.702.*c¢	FL91BR.702L.*c¢	12	52	FL91BR.733.*c¢	FL91BR.733L.*c¢	33	55
FL91BR.714.*c¢	FL91BR.714L.*c¢	14	54	FL91BR.734.*c¢	FL91BR.734L.*c¢	34	50
FL91BR.705.*c¢	FL91BR.705L.*c¢	15	55	FL91BR.735.*c¢	FL91BR.735L.*c¢	35	51
FL91BR.716.*c¢	FL91BR.716L.*c¢	16	56	FL91BR.736.*c¢	FL91BR.736L.*c¢	36	52
FL91BR.720.*c¢	FL91BR.720L.*c¢	20	50	FL91BR.737.*c¢	FL91BR.737L.*c¢	37	64
FL91BR.721.*c¢	FL91BR.721L.*c¢	21	51	FL91BR.700.*c¢	FL91BR.700L.*c¢	38	54
FL91BR.722.*c¢	FL91BR.722L.*c¢	22	52	FL91BR.739.*c¢	FL91BR.739L.*c¢	39	55
FL91BR.723.*c¢	FL91BR.723L.*c¢	23	50	FL91BR.701.*c¢	FL91BR.701L.*c¢	40	56
FL91BR.724.*c¢	FL91BR.724L.*c¢	24	51	FL91BR.742.*c¢	FL91BR.742L.*c¢	42	64
FL91BR.708.*c¢	FL91BR.708L.*c¢	25	52	FL91BR.707.*c¢	FL91BR.707L.*c¢	48	64
FL91BR.726.*c¢	FL91BR.726L.*c¢	26	56	FL91BR.758.*c¢	FL91BR.758L.*c¢	58	50
FL91BR.709.*c¢	FL91BR.709L.*c¢	27	54	FL91BR.703.*c¢	FL91BR.703L.*c¢	60	52
FL91BR.728.*c¢	FL91BR.728L.*c¢	28	50				

Materiali e finitura - Materials and finishing

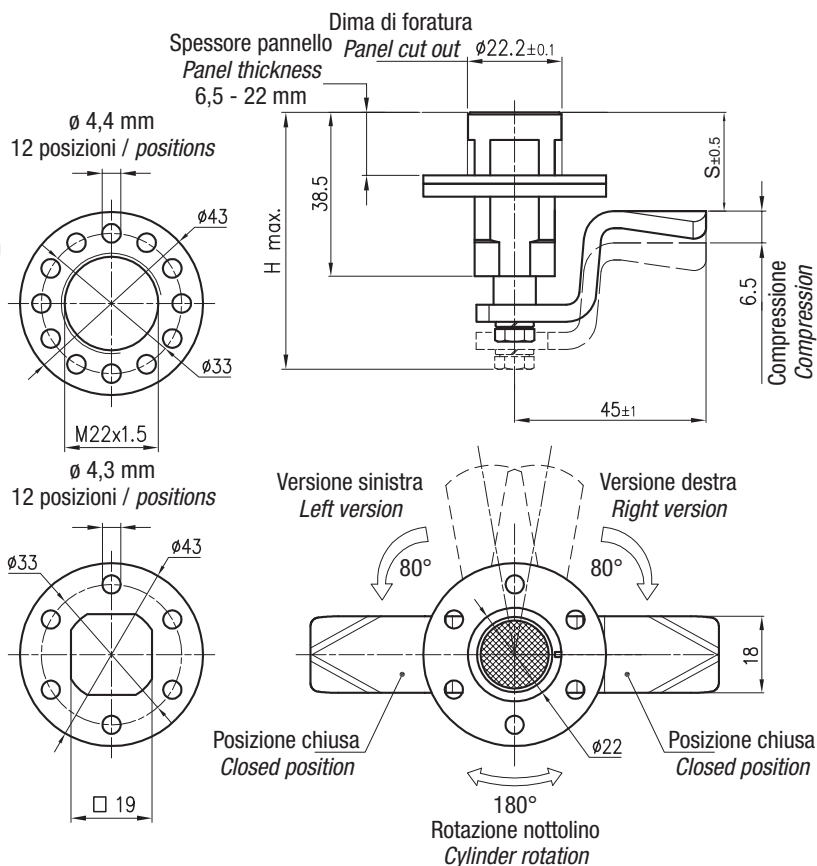
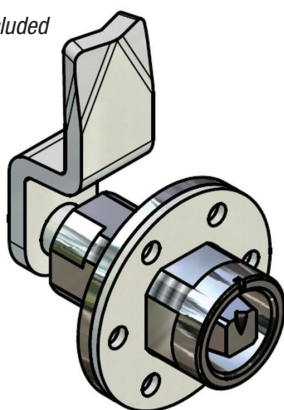
vedi tabella sotto / see table below

*** Nottolini disponibili / Cylinders available**

- 1 - esagono incassato / female hexagon 6mm
- 2 - esagono incassato / female hexagon 8mm
- 3 - triangolo / triangle 7,3 mm
- 4 - triangolo / triangle 6,5 mm
- 5 - quadro speciale ferrovie / special railways square
- 5T - quadro con taglio cacciavite / square with slotted recess 8,0 mm
- 6 - tubolare 4 tacche / tubular key 4 slots
- 7 - quadro ferrovie tedesche / special German railways square
- 8 - Impronta / Pin P5
- 9 - Impronta / Pin P3

Levetta / Cam

inclusa / included

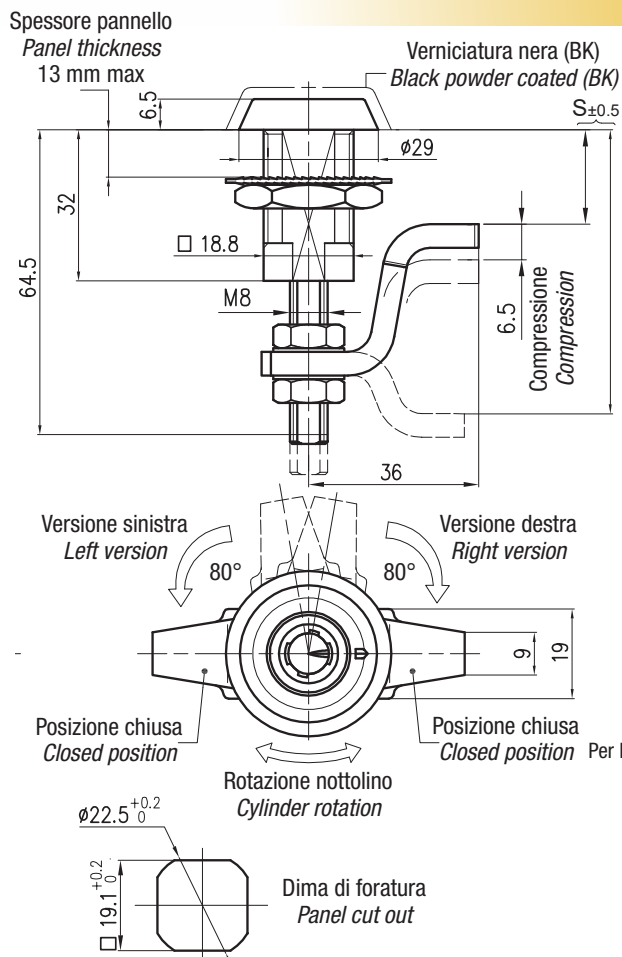


Per la determinazione del codice serratura sostituire * con il codice nottolino e cc con il codice materiale

To complete the lock part number replace * with the cylinder code and cc with material code

Componente Components	cc Codice materiale / Material code AC	cc Codice materiale / Material code BK
Boccola / Housing	Zama cromata / Zinc alloy black chrome	Zama vern. nera / Zinc alloy black paint.
Nottolino / Cylinder	Acciaio cromato / Steel chrome plated	Acciaio vern. nero / Steel black paint.
Dado / Nut M22x1,5 Ch. 27	Acciaio zincato bianco / Steel white zinc pl.	Acciaio zinc. bianco / Steel white zinc pl.
Perno di rotazione / Rotation stud	Acciaio zincato bianco / Steel white zinc pl.	Acciaio zinc. bianco / Steel white zinc pl.
Levetta / Cam	Acciaio zincato bianco / Steel white zinc pl.	Acciaio zinc. bianco / Steel white zinc pl.

Codice serratura DX Part Number lock right	Codice serratura SX Part Number lock left	S ±0,5	H ±0,5	Codice serratura DX Part Number lock right	Codice serratura SX Part Number lock left	S ±0,5	H ±0,5
FL91BR.515.*cc	FL91BR.515L.*cc	15	59	FL91BR.536.*cc	FL91BR.536L.*cc	36	58
FL91BR.517.*cc	FL91BR.517L.*cc	17	57	FL91BR.537.*cc	FL91BR.537L.*cc	37	59
FL91BR.518.*cc	FL91BR.518L.*cc	18	58	FL91BR.539.*cc	FL91BR.539L.*cc	39	61
FL91BR.519.*cc	FL91BR.519L.*cc	19	60	FL91BR.540.*cc	FL91BR.540L.*cc	40	62
FL91BR.521.*cc	FL91BR.521L.*cc	21	61	FL91BR.541.*cc	FL91BR.541L.*cc	41	57
FL91BR.522.*cc	FL91BR.522L.*cc	22	62	FL91BR.542.*cc	FL91BR.542L.*cc	42	58
FL91BR.523.*cc	FL91BR.523L.*cc	23	63	FL91BR.543.*cc	FL91BR.543L.*cc	43	59
FL91BR.527.*cc	FL91BR.527L.*cc	27	57	FL91BR.544.*cc	FL91BR.544L.*cc	44	71
FL91BR.528.*cc	FL91BR.528L.*cc	28	58	FL91BR.545.*cc	FL91BR.545L.*cc	45	61
FL91BR.529.*cc	FL91BR.529L.*cc	29	59	FL91BR.546.*cc	FL91BR.546L.*cc	46	62
FL91BR.530.*cc	FL91BR.530L.*cc	30	57	FL91BR.547.*cc	FL91BR.547L.*cc	47	63
FL91BR.531.*cc	FL91BR.531L.*cc	31	58	FL91BR.549.*cc	FL91BR.549L.*cc	49	71
FL91BR.532.*cc	FL91BR.532L.*cc	32	59	FL91BR.555.*cc	FL91BR.555L.*cc	55	71
FL91BR.533.*cc	FL91BR.533L.*cc	33	63	FL91BR.565.*cc	FL91BR.565L.*cc	65	57
FL91BR.534.*cc	FL91BR.534L.*cc	34	61	FL91BR.567.*cc	FL91BR.567L.*cc	67	59
FL91BR.535.*cc	FL91BR.535L.*cc	35	57				



Materiali e finitura - Materials and finishing

AC - zama cromata / zinc alloy chrome plated
acciaio zincato / steel zinc plated

BK - zama verniciata nera / zinc alloy black powder painted
acciaio zincato / steel zinc plated

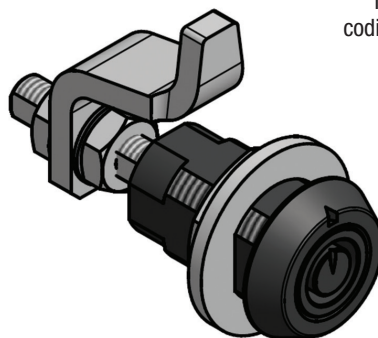
NC - zama nichelata / zinc alloy nickel plated
acciaio zincato / steel zinc plated

* Nottolini disponibili / Cylinders available

Tubolare 4 tacche / Tubular 4 slots
codice chiave / key code CHC.H.K311

Levetta / Cam

inclusa / included



Per la determinazione del codice serratura sostituire * con il codice nottolino e €€ con il codice materiale
To complete the lock part number replace * with the cylinder code and €€ with material code

Codice serratura DX Part Number lock right	Codice serratura SX Part Number lock left	S ±0,5	S±0,5 Levetta invertita Reversed cam
FL91BR.86.61€€	FL91BR.86L.61€€	13,5 ÷ 24,5	67,5 ÷ 78,5

Materiali e finitura - Materials and finishing

vedi tabella sotto / see table below

* Nottolini disponibili / Cylinders available

D - taglio cacciavite / slotted recess

E - galletto / wing knob

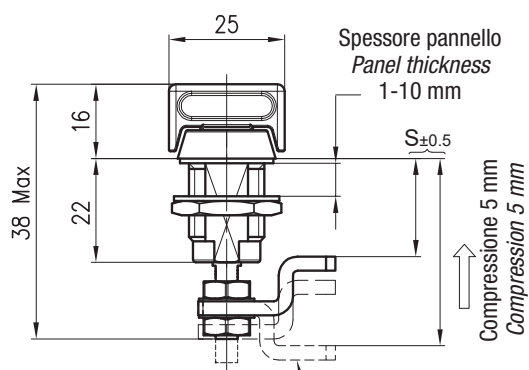
F - quadro / square 6 mm

G - esagono incassato / female hexagon 4mm

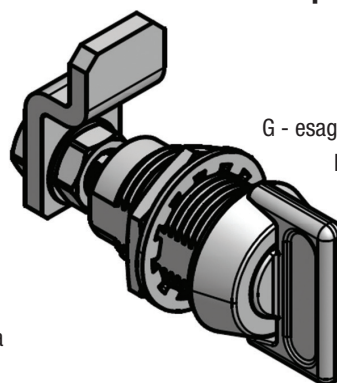
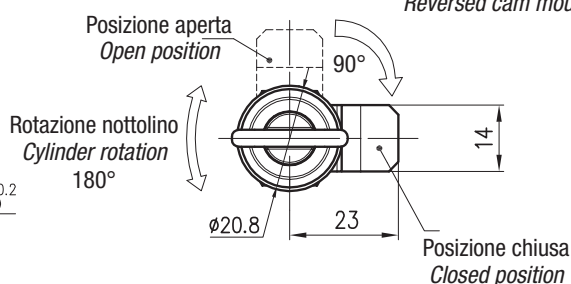
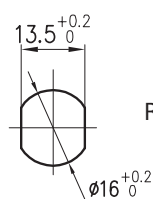
H - tubolare 4 tacche / tubular 4 slots
codice chiave / key code CHC.H.K31

Levetta / Cam

inclusa / included



Dima di foratura
Panel cut out



Per la determinazione del codice serratura sostituire * con il codice nottolino
To complete the lock part number replace * with the cylinder code

Codice serratura Part Number	S ±0,5	Offset	S±0,5 Levetta invertita Reversed cam
FL91BR.361.*1BK	26,8 - 28,3	0	--
FL91BR.361.*2BK	22,8 - 24,3	4	30,8 - 32,3
FL91BR.361.*3BK	18,8 - 20,3	8	34,8 - 36,3
FL91BR.361.*4BK	14,8 - 16,3	12	38,8 - 40,3
FL91BR.361.*5BK	10,8 - 12,6	16	42,8 - 44,3
FL91BR.361.*6BK	6,8 - 8,9	20	46,8 - 48,3
FL91BR.361.*7BK	2,8 - 4,3	24	50,8 - 52,3

5N220CP*SIOC Serratura per cassetti Drawer lock

Materiali e finitura - Materials and finishing

Cilindro / Cylinder

zama cromata lucida / zinc alloy bright chrome plated

Corpo serratura / Lock body

plastica POM / plastic POM

Levetta / Cam

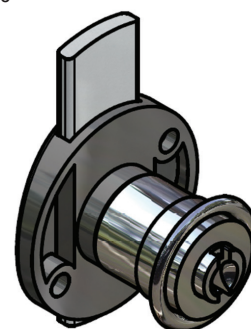
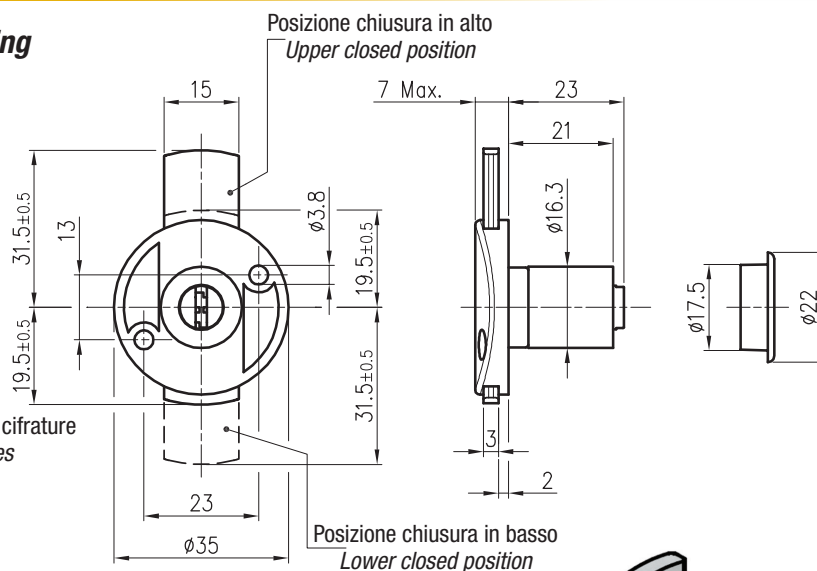
acciaio zincato / steel zinc plated

Levetta / Cam

inclusa / included

Chiavi in dotazione / Keys provided

2 chiavi nichelate, impugnatura pieghevole in plastica, 200 cifrature
2 keys nickel plated, folding handle in plastic, 200 key codes



Codice Part Number	Colore corpo serratura Lock body color
5N220CPBSIOC	Bianco / White
5N220CPMSIOC	Marrone / Brown
5N220CPNSIOC	Nero / Black

301.H Serratura per ante scorrevoli Sliding door lock

Materiali e finitura - Materials and finishing

Cilindro / Cylinder

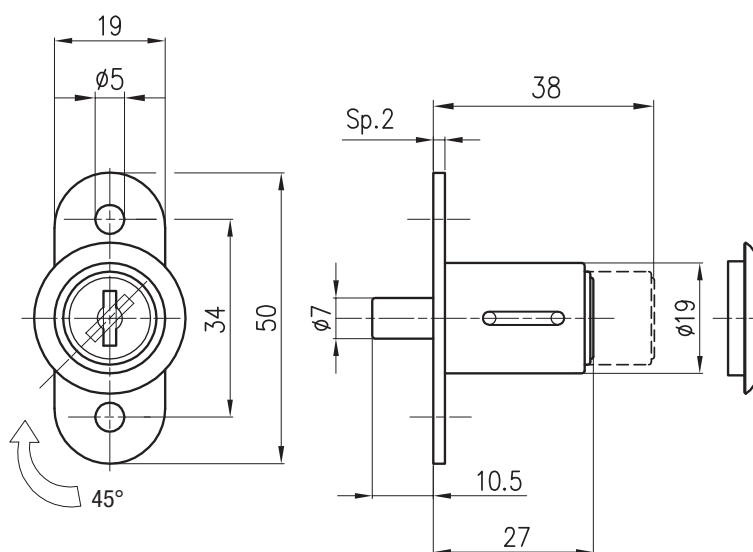
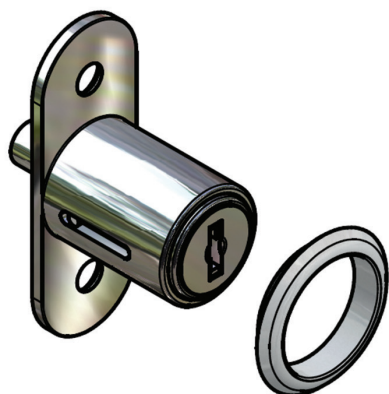
acciaio zincato / steel zinc plated

Corpo serratura / Lock body

zama cromata lucida / zinc alloy bright chrome plated

Chiavi in dotazione / Keys provided

2 chiavi nichelate, 200 cifrature
2 keys nickel plated, 200 key codes



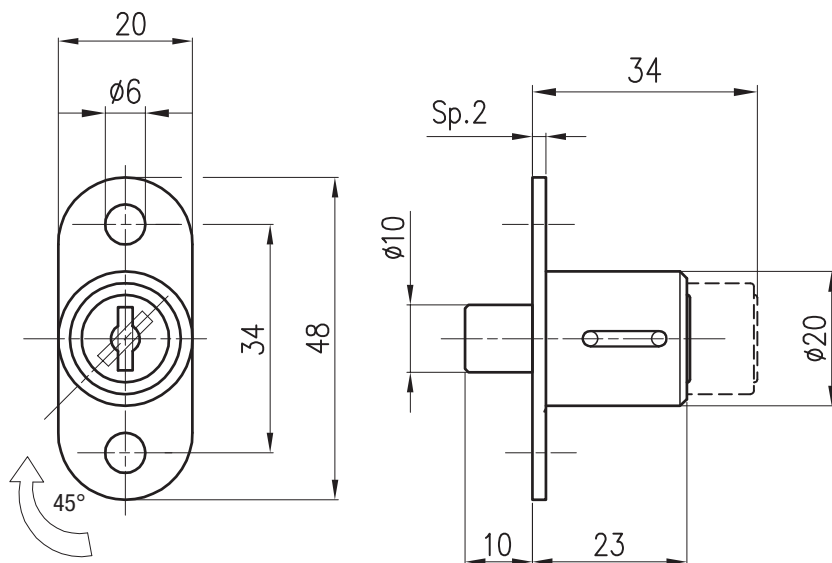
Codice Part Number
301.H

Materiali e finitura - Materials and finishing

Cilindro e corpo serratura / Cylinder and lock body
zama / zinc alloy

Chiavi in dotazione / Keys provided

1 chiave nichelate, cifratura unica
1 key nickel plated, keyed alike



Codice
Part Number
301.HM.KA.1C

Materiali e finitura - Materials and finishing

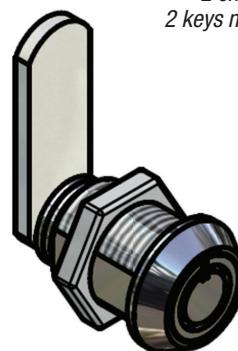
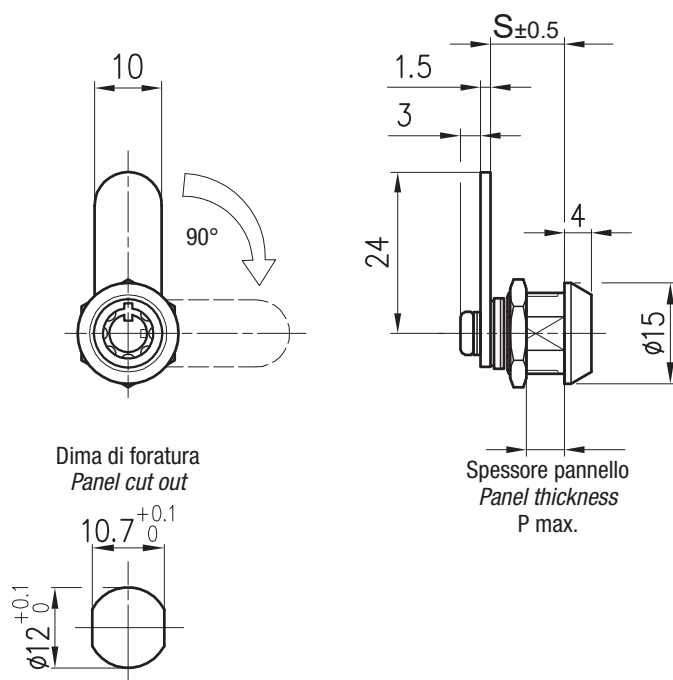
Boccola e cilindro / Housing and cylinder
zama cromata lucida / zinc alloy bright chrome plated

Levetta / Cam
acciaio zincato / steel zinc plated

Levetta / Cam
inclusa / included

Chiavi in dotazione / Keys provided

2 chiavi nichelate, 500 cifrature
2 keys nickel plated, 500 key codes



Codice Part Number	S ±0,5	P max.
C200BS	11	5
C200BL	12,9	6,5
C200BXL	16	8

C400B

Serratura a chiave tubolare
Tubular key lock

Materiali e finitura - Materials and finishing

Boccola e cilindro / Housing and cylinder

zama cromata lucida / zinc alloy bright chrome plated

Levetta / Cam

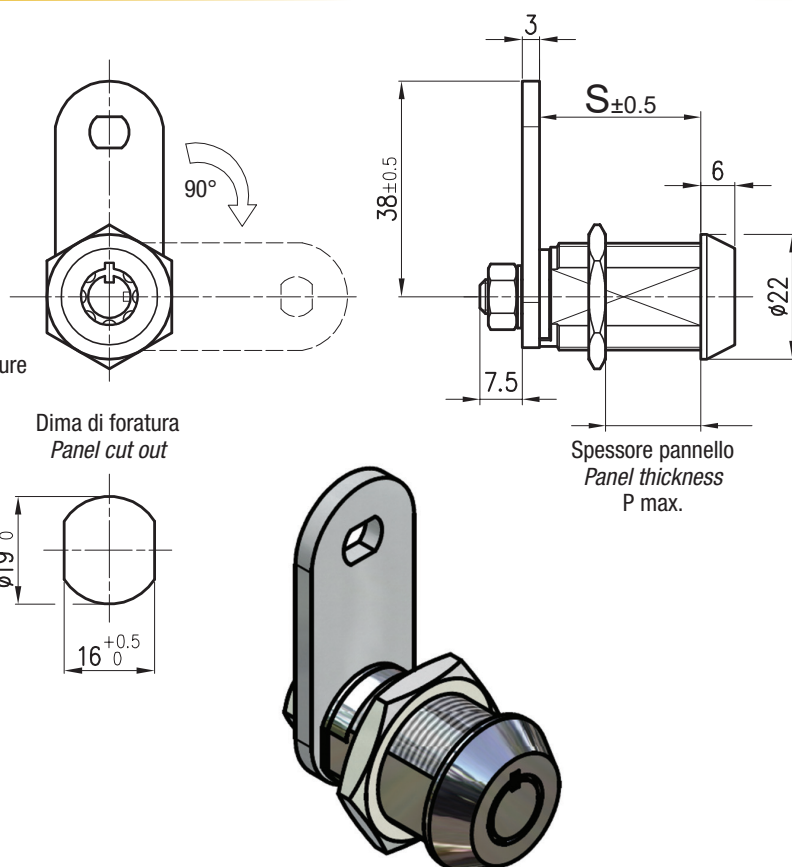
acciaio zincato / steel zinc plated

Levetta / Cam

inclusa / included

Chiavi in dotazione / Keys provided

2 chiavi nichelate, impugnatura pieghevole in plastica, 50.000 cifrature
2 keys nickel plated, folding handle in plastic, 50.000 key codes



Codice Part Number	S ±0,5	P max.
C400BXS	12,5	5
C400BS	17	8
C400BM	22	12
C400BL	28,5	20
C400BXL	30	22

C400.537

Serratura a chiave tubolare
Tubular key lock

Materiali e finitura - Materials and finishing

Boccola e cilindro / Housing and cylinder

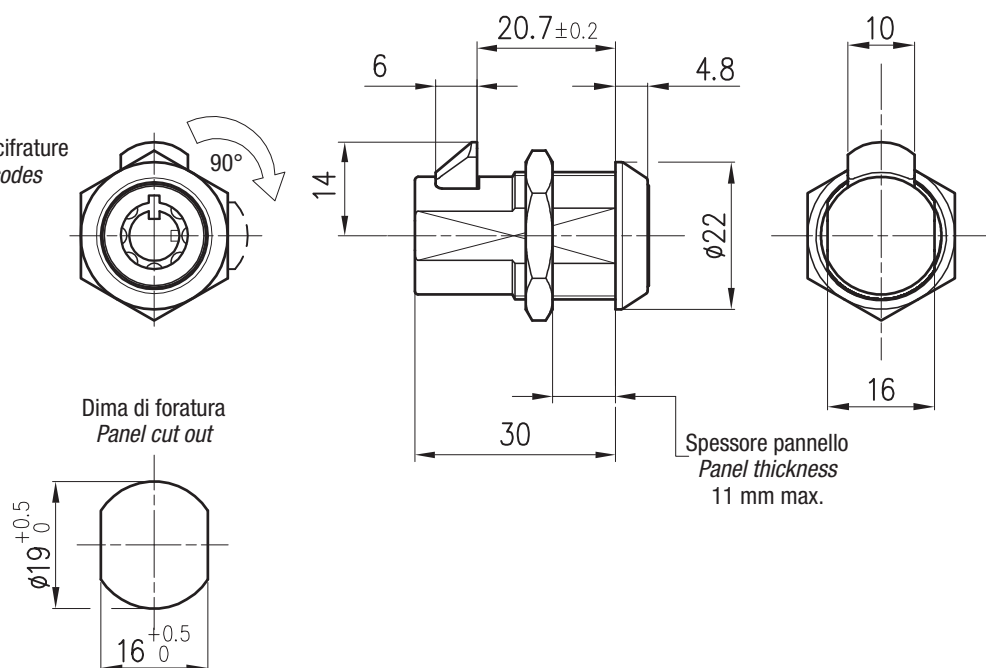

zama cromata lucida / zinc alloy bright chrome plated

Scrocco / Cam

zama nichelata / zinc alloy nickel plated

Chiavi in dotazione / Keys provided

2 chiavi nichelate, impugnatura in plastica, 50.000 cifrature
2 keys nickel plated, handle in plastic, 50.000 key codes



Codice
Part Number

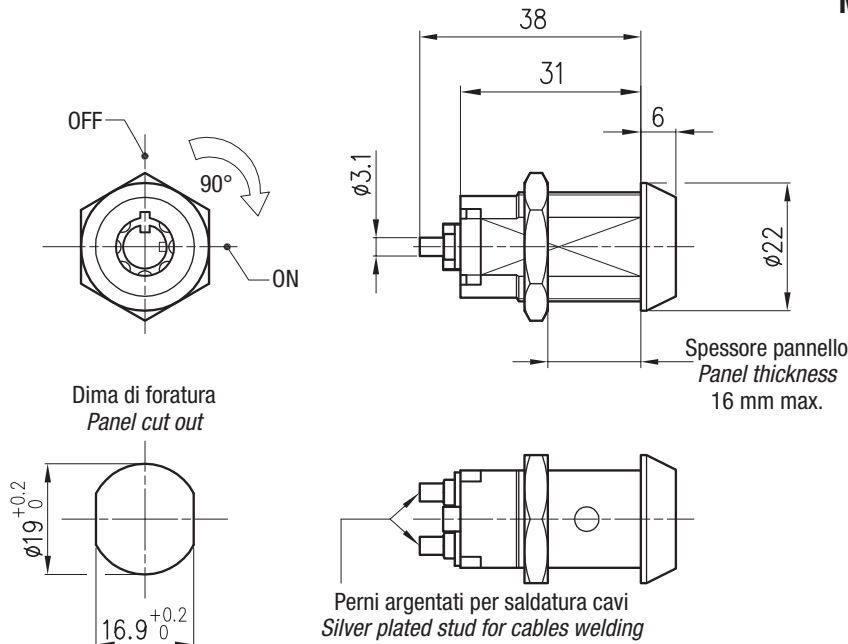
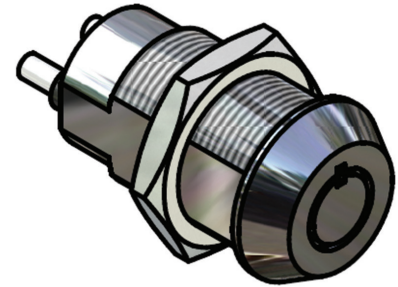
C400.537

Materiali e finitura - Materials and finishing

Boccola e cilindro / Housing and cylinder
zama cromata lucida / zinc alloy bright chrome plated

Chiavi in dotazione / Keys provided

2 chiavi nichelate, 50.000 cifrature
2 keys nickel plated, 50.000 key codes



Codice serratura Part Number	Ritorno a molla Spring loaded	Tipo contatti Contact type
ST.372.1	NO / NO	Perni / Pins
ST.373.1	NO / NO	Faston
351	SI / YES	Perni / Pins

Materiali e finitura - Materials and finishing

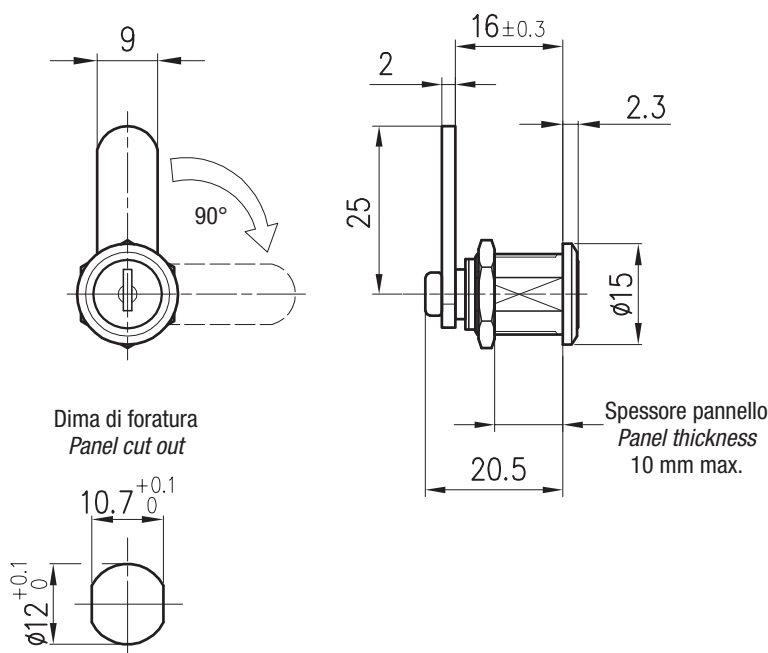

Boccola e cilindro / Housing and cylinder
zama cromata lucida / zinc alloy bright chrome plated

Levetta / Cam
acciaio zincato / steel zinc plated

Levetta / Cam
inclusa / included

Chiavi in dotazione / Keys provided

2 chiavi nichelate, cifratura unica
2 keys nickel plated, keyed alike



**Codice
Part Number**

5N016CPNNA0A

5N116

Serratura a chiave
Key lock

Materiali e finitura - Materials and finishing

Boccola e cilindro / Housing and cylinder

zama cromata lucida / zinc alloy bright chrome plated

Levetta / Cam

acciaio zincato / steel zinc plated

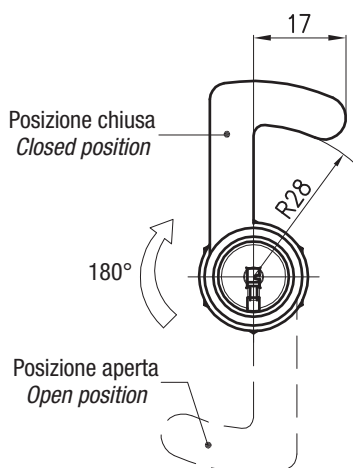
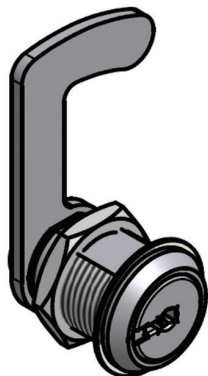
Levetta / Cam

inclusa / included

Chiavi in dotazione / Keys provided

2 chiavi nichelate, cifratura unica

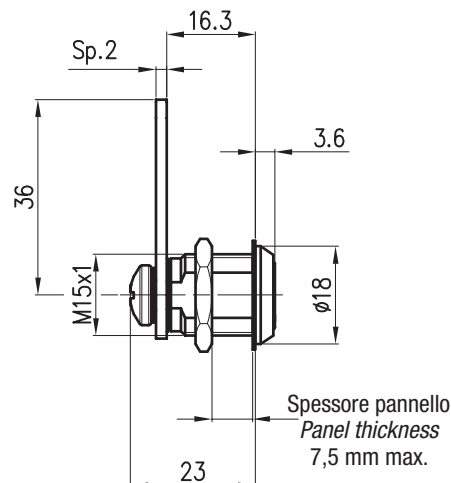
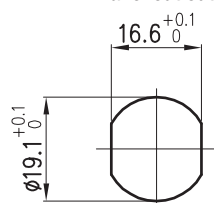
2 keys nickel plated, keyed alike



Posizione chiusa
Closed position

180°

Dima di foratura
Panel cut out



Spessore pannello
Panel thickness
7,5 mm max.

Codice
Part Number

5N116

5N613

Serratura a chiave
Key lock

Materiali e finitura - Materials and finishing

Boccola e cilindro / Housing and cylinder

zama cromata lucida / zinc alloy bright chrome plated

Levetta / Cam

acciaio zincato / steel zinc plated

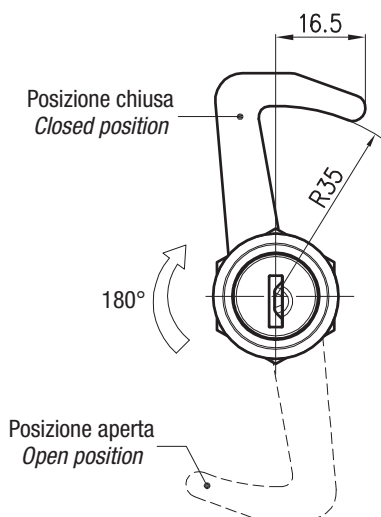
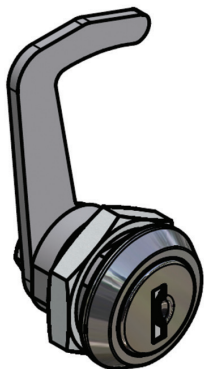
Levetta / Cam

inclusa / included

Chiavi in dotazione / Keys provided

2 chiavi nichelate, cifratura unica

2 keys nickel plated, keyed alike

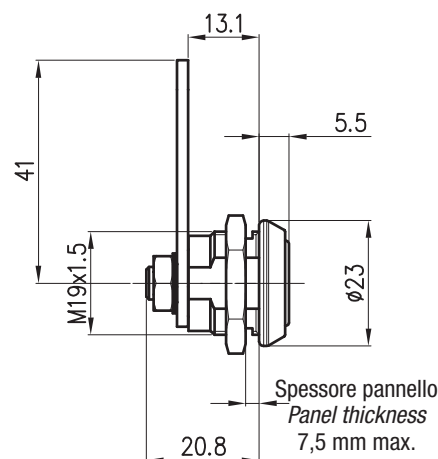
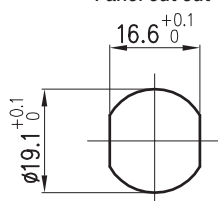


Posizione chiusa
Closed position

180°

Posizione aperta
Open position

Dima di foratura
Panel cut out



Spessore pannello
Panel thickness
7,5 mm max.

Codice
Part Number

5N613

Materiali e finitura - Materials and finishing

Boccola, cilindro e dado / *Housing, cylinder and nut*
ottone cromato / *brass chrome plated*

Levetta / *Cam*

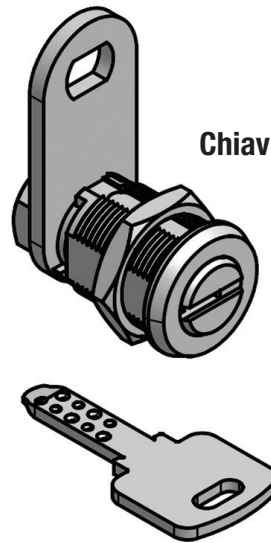
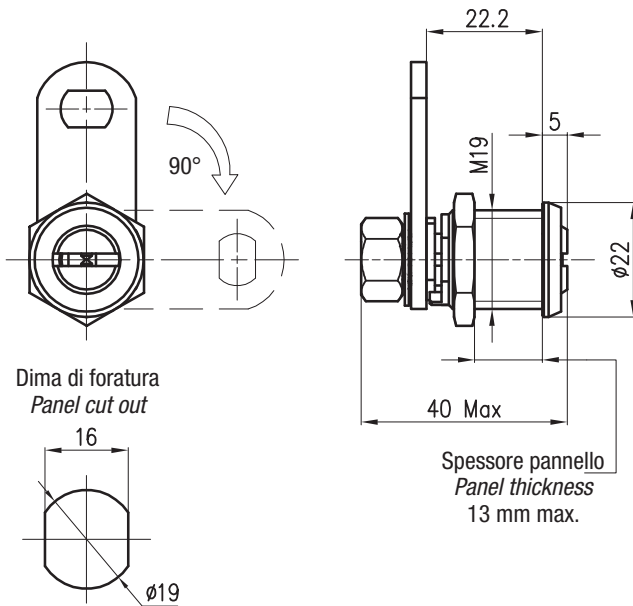
acciaio zincato / *steel zinc plated*

Levetta / Cam

inclusa / *included*

Chiavi in dotazione / Keys provided

2 chiavi nichelate, 10.000 cifrature
2 keys nickel plated, 10.000 key codes



Codice serratura
Part Number

Versione
Version

C930.KA

Cifratura unica / *keyed alike*

C930.KD

Cifratura mista / *keyed differently*

Materiali e finitura - Materials and finishing

Boccola e cilindro / *Housing and cylinder*
zama cromata lucida / *zinc alloy bright chrome plated*

Levetta / *Cam*


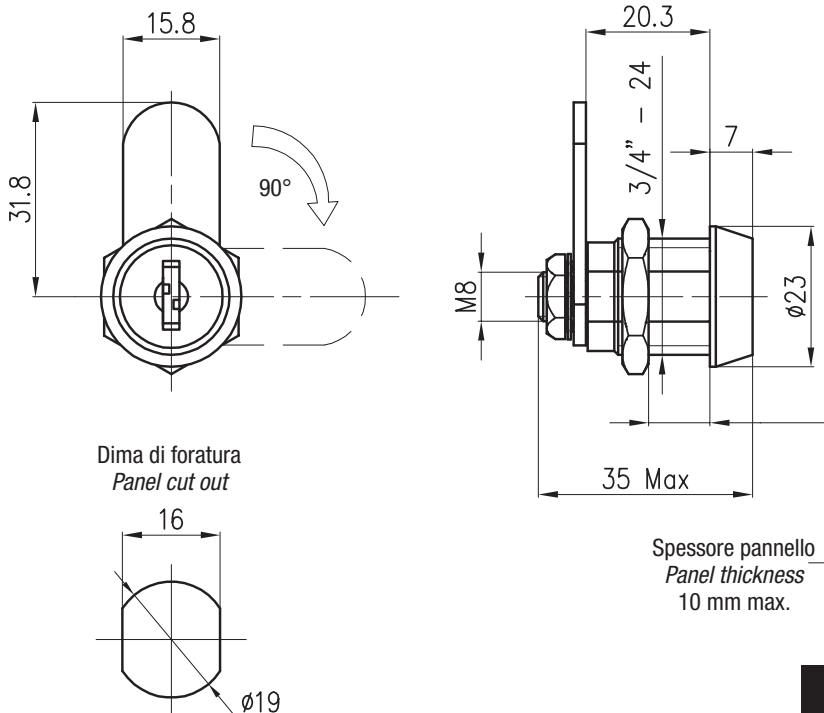
acciaio zincato / *steel zinc plated*

Levetta / Cam

inclusa / *included*

Chiavi in dotazione / Keys provided

2 chiavi nichelate, 10.000 cifrature
2 keys nickel plated, 10.000 key codes



Codice serratura
Part Number

Versione
Version

C905.KA

Cifratura unica / *keyed alike*

C905.KD

Cifratura mista / *keyed differently*

5N7*CPNRAOA Serratura a chiave Key lock

Materiali e finitura - Materials and finishing

Boccola e cilindro / Housing and cylinder

zama cromata lucida / zinc alloy bright chrome plated

Levetta / Cam

acciaio zincato / steel zinc plated

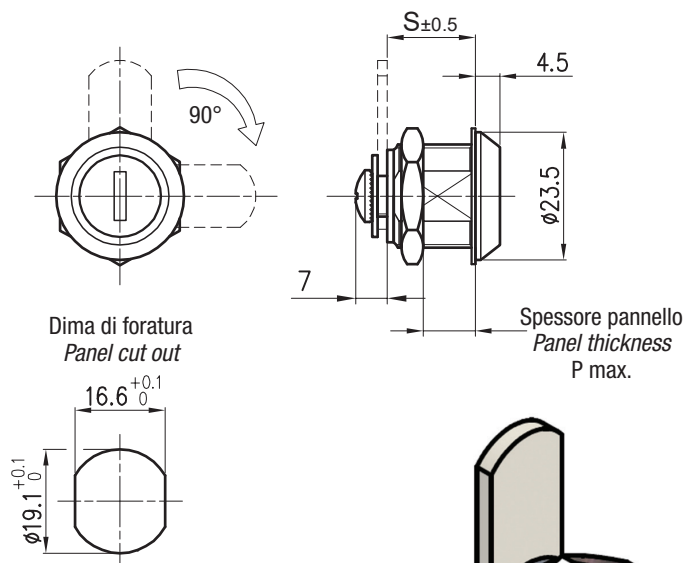
Levetta / Cam

Attacco quadro / cut-out square 7,8 mm (pag. 40)

Chiavi in dotazione / Keys provided

2 chiavi nichelate

2 keys nickel plated



Per la determinazione del codice serratura sostituire * con il grip di serraggio richiesto S (pag. 40)

To complete the lock part number replace * with grip range required S=20 (page 40)

Codice (cifratura unica) Part Number (keyed alike)	Codice (cifratura mista - 200 cod.) Part Number (keyed different - 200 cod.)	S ±0,5	P max.
5N716CPNRAOA*	5N716CPNRAOD*	16+BH	6
5N720CPNRAOA*	5N720CPNRAOD*	20+BH	10
5N725CPNRAOA*	5N725CPNRAOD*	25+BH	15

5N7*CPNRHOA Serratura a chiave Key lock

Materiali e finitura - Materials and finishing

Boccola e cilindro / Housing and cylinder

zama cromata lucida / zinc alloy bright chrome plated

Levetta / Cam

acciaio zincato / steel zinc plated

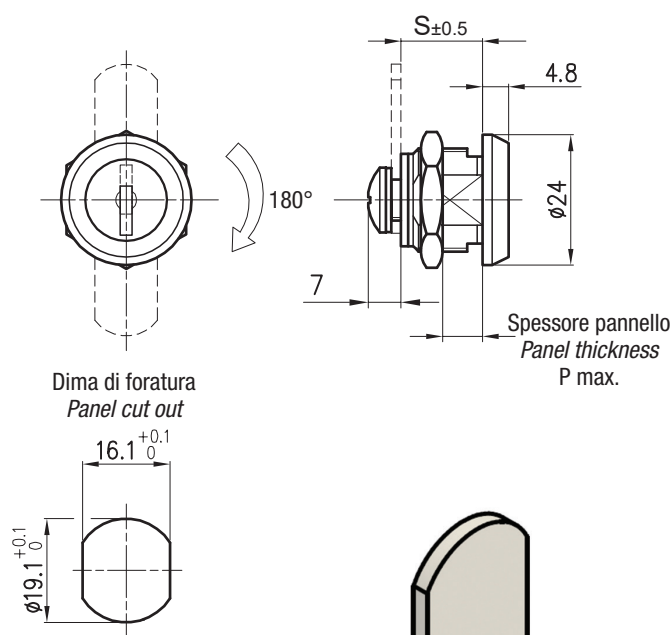
Levetta / Cam

Attacco quadro / cut-out square 9 mm

Chiavi in dotazione / Keys provided

2 chiavi nichelate

2 keys nickel plated



Codice (cifratura unica) Part Number (keyed alike)	Codice (cifratura mista - 200 cod.) Part Number (keyed different - 200 cod.)	S ±0,5	P max.
5N716CPNRHOAW	5N716CPNRHODW	16	6
5N720CPNRHOAW	5N720CPNRHODW	20	10
5N725CPNRHOAW	5N725CPNRHODW	25	15

Materiali e finitura - *Materials and finishing*

vedi tabella sotto / see table below

Levetta / Cam

acciaio zincato / steel zinc plated

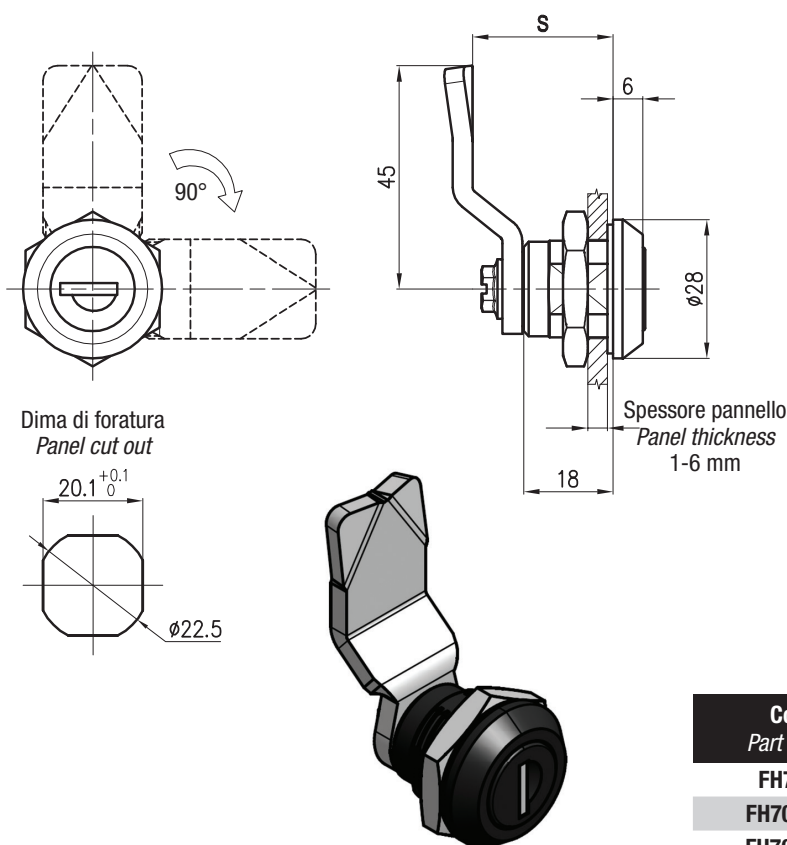
Levetta / Cam

Attacco quadro / cut-out square 8 mm (pag. 40)

Chiavi in dotazione / *Keys provided*

2 chiavi nichelate, cifratura unica

2 keys nickel plated, keyed alike



Codice Part Number	Materiale e finitura Material and finishing
FH705.3E	Zama verniciata nera / zinc alloy black powder coated
FH705.3ECP	Zama cromata lucida / zinc alloy bright chrome plated
FH705.3EPN	PA6.6 nera / black

Materiali e finitura - *Materials and finishing*

Boccola e nottolino / Housing and cylinder

AC - zama cromata lucida / zinc alloy bright chrome plated

BK - zama verniciata nera / zinc alloy black powder coated

Dado / Nut

ottone / brass

Levetta / Cam

acciaio zincato / steel zinc plated

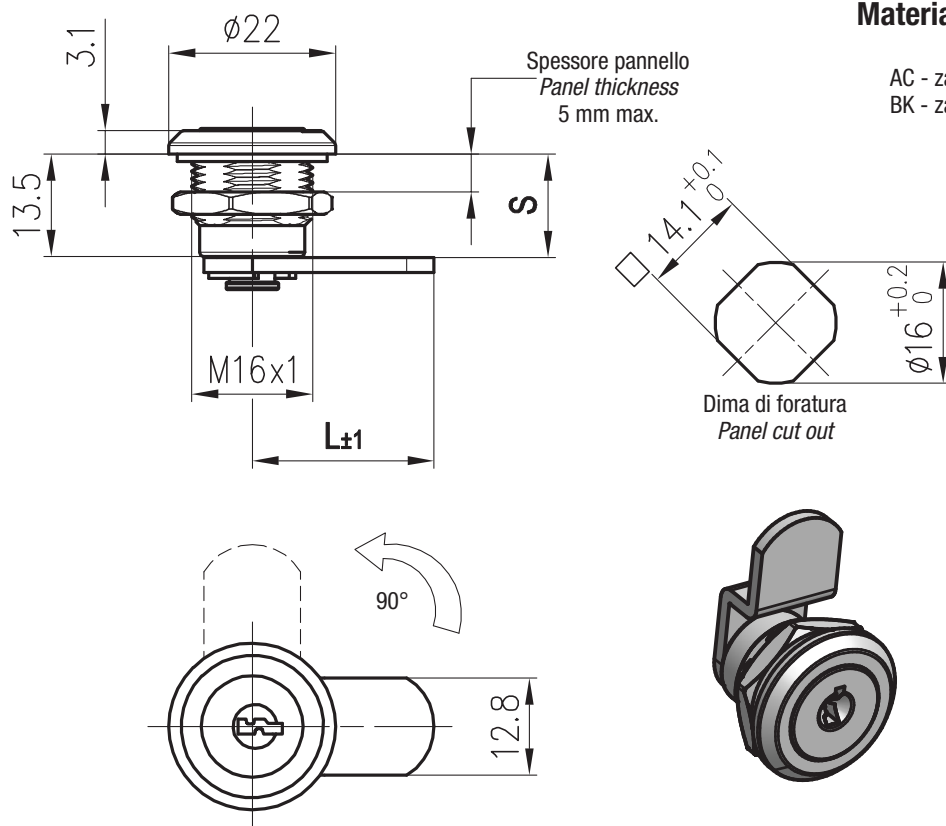
Levetta / Cam

inclusa / included

Chiavi in dotazione / *Keys provided*

2 chiavi nichelate, cifratura unica 2233

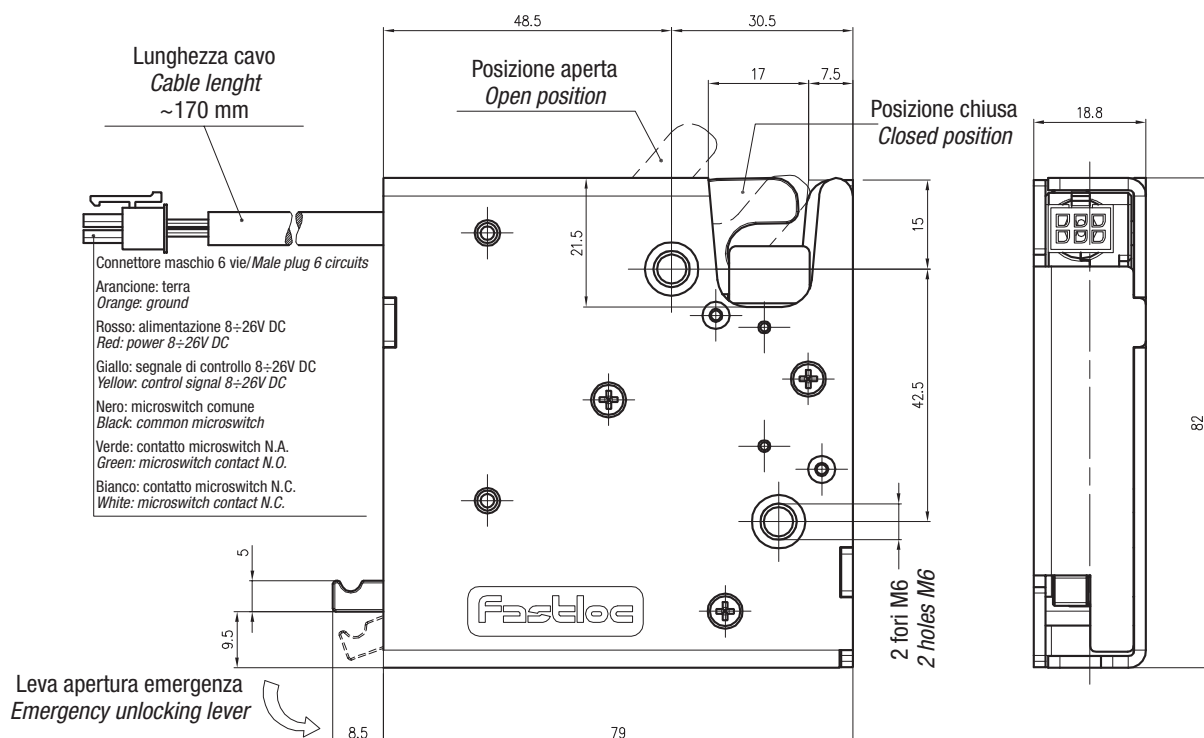
2 keys nickel plated, keyed



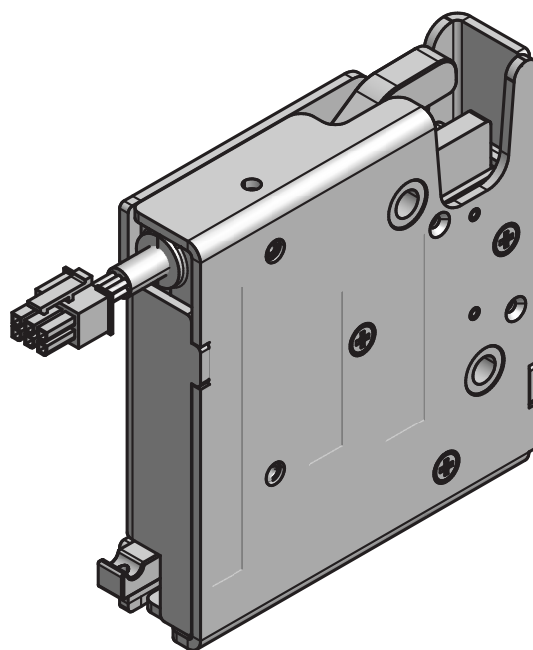
Codice Part Number	L	S
5N313AC	24	13,5
5N313BK	24	13,5
5N313AC.628	27	7,5
5N313BK.628	27	7,5
5N313AC.606	27	7,5
5N313BK.606	27	7,5

Materiali e finitura - Materials and finishing**Corpo / Body**

acciaio inox / stainless steel AISI430+ ABS

**Caratteristiche principali**
Main features

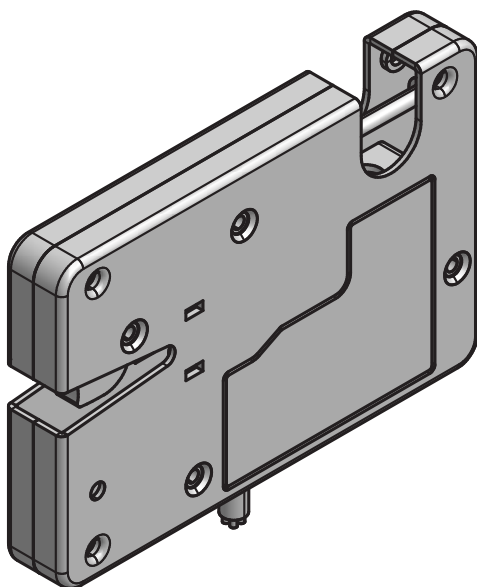
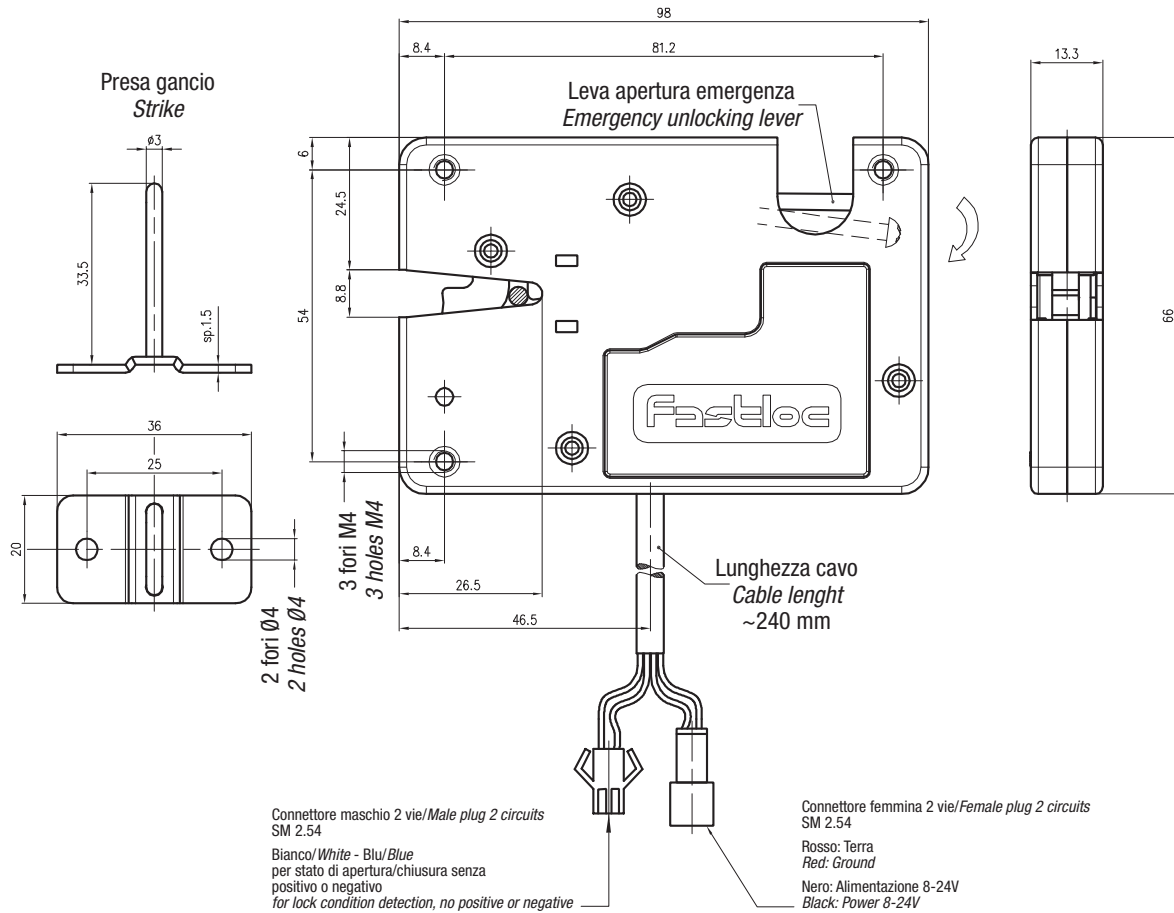
Peso totale / Total weight	367,50 gr.
Peso porta / Door weight	10 - 50 kgs.
Forza di serraggio / Holding force	2726 N max.
Metodo di azionamento / Driven method	Servo motore / servo motor
Voltaggio / Voltage	8÷26V DC
Amperaggio / Ampere	0,45A max.
Potenza massima / Maximum power	5,4W
Tempo di azionamento / Powering time	400ms ~ 2s
Tempo di risposta / Response time	300ms
Rilevamento segnale / Signal detection	Omron
Indicazione di stato / Status detection	Aperto-Chiuso / Open-Closed
Temperatura esercizio / Working temperature	-30°C ~ +55°C
Umidità di esercizio / Working umidity	5% ~ 95% RH
Cicli di vita / Working life	500.000 cicli / cycles
Classe IP / IP rating	IP65
Certificazioni / Certifications	CE, RoHS

**Codice**
Part Number

FH.EL.001

Materiali e finitura - Materials and finishing

Corpo / Body
acciaio inox / stainless steel AISI430 + ABS



Caratteristiche principali Main features

Peso totale / Total weight	210 gr.
Peso porta / Door weight	0,5 - 20 kgs.
Forza di serraggio / Holding force	2726 N max.
Metodo di azionamento / Driven method	Magnete / magnet coil
Voltaggio / Voltage	12÷24V DC
Amperaggio / Ampere	0,8A ~ 2A
Potenza massima / Maximum power	2,4W
Tempo di risposta / Response time	<20ms
Rilevamento segnale / Signal detection	Omron
Indicazione di stato / Status detection	Aperto-Chiuso / Open-Closed
Temperatura esercizio / Working temperature	-40°C ~ +75°C
Umidità di esercizio / Working umidity	5% ~ 95% RH
Cicli di vita / Working life	500.000 cicli / cycles
Classe IP / IP rating	IP65
Certificazioni / Certifications	CE, RoHS

Codice
Part Number

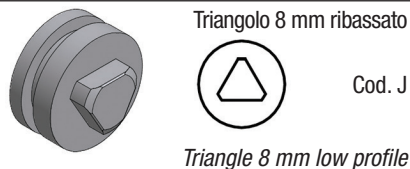
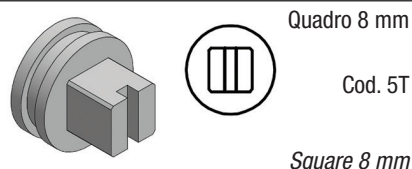
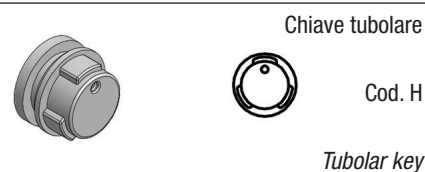
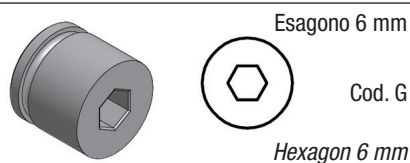
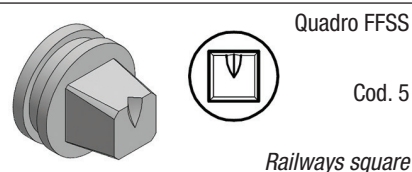
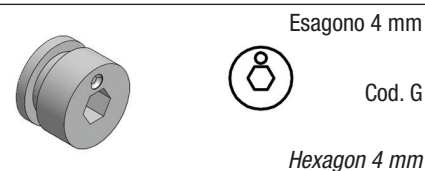
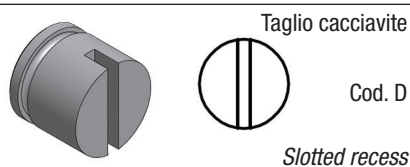
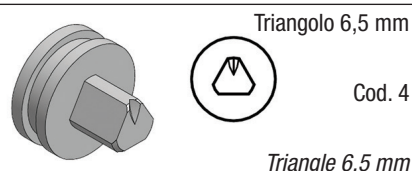

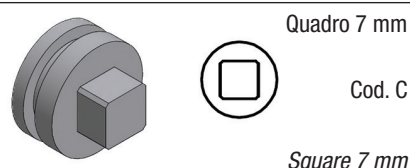
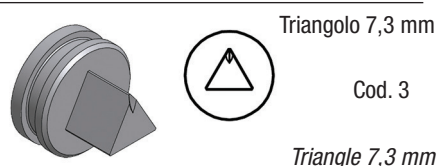
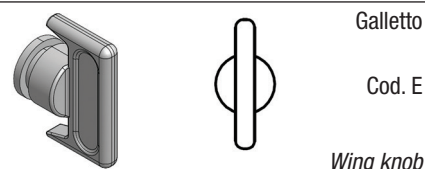
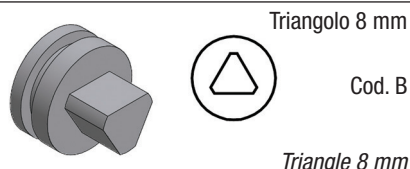
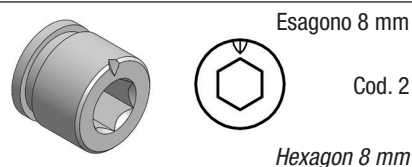
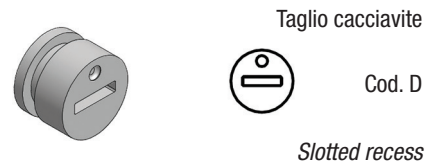
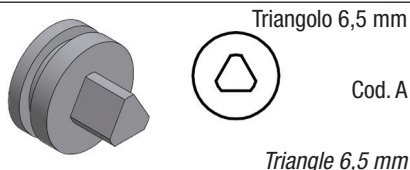
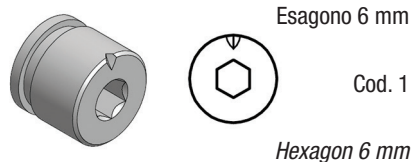
FH.EL.002C

Nottolini disponibili / Cylinders available

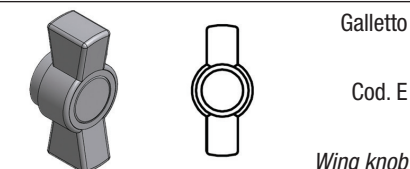
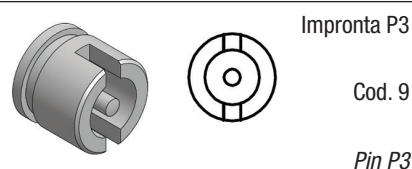
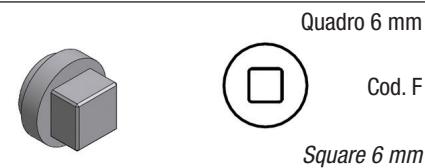
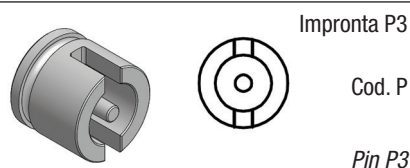
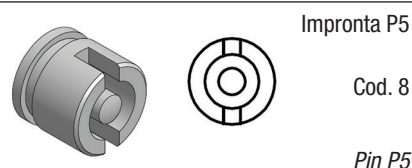
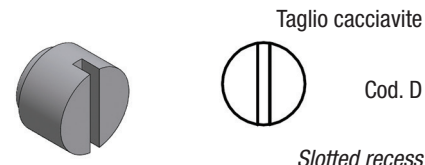
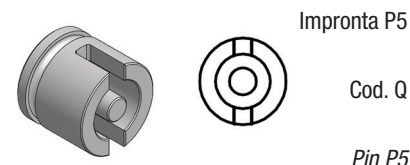
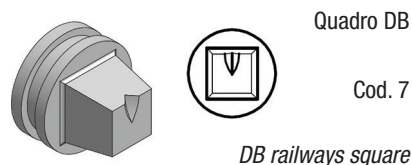
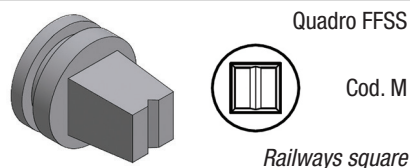
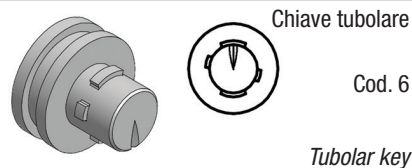
FL91BR.5* (PAG. 26)
FL91BR.7* (PAG. 25)
FL91BR.85 (PAG. 23)

1*520 / 1*920 / 5*520 / 5*920 (PAG. 8)
5*918 (PAG. 9)
5*1196 / 5*1197 (PAG. 11)
6*918 / 7*918 (PAG. 13)
8*918 / 9*920 (PAG. 14)





FL91BR.361 (PAG. 27)

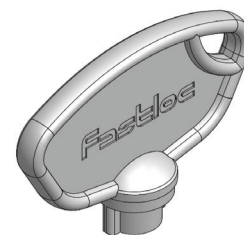


5*313 (PAG. 5)








Chiavi disponibili / Keys available

<p>Triangolo <i>Triangle</i> 6,5 mm</p> 	<p>Triangolo <i>Triangle</i> 8 mm</p> 	<p>Quadro <i>Square</i> 7 mm</p> 	<p>Impronta <i>Pin</i> P3</p> 
<p>CPR.A (rossa/<i>red</i>) CPN.A (nera/<i>black</i>)</p>	<p>CPR.B (rossa/<i>red</i>) CPN.B (nera/<i>black</i>)</p>	<p>CPR.C (rossa/<i>red</i>) CPN.C (nera/<i>black</i>)</p>	<p>CPR.P (rossa/<i>red</i>) CPN.P (nera/<i>black</i>)</p>





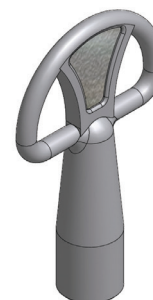
Plastica
Plastic

<p>Triangolo <i>Triangle</i> 6,5 mm</p> 	<p>Triangolo <i>Triangle</i> 8 mm</p> 	<p>Quadro <i>Square</i> 7 mm</p> 	<p>Perno <i>Pin</i> P3</p> 	<p>Perno <i>Pin</i> P5</p> 
CHC.A	CHC.B	CHC.C	CHC.P	CHC.P5



Zama
Zinc alloy

<p>Triangolo <i>Triangle</i> 6,5 mm</p> 	<p>Quadro <i>Square</i> 6 mm</p> 
CHG.A	CHG.F

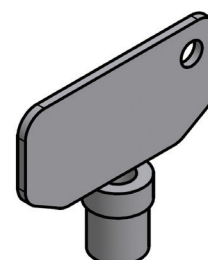


Zama
Zinc alloy

Tubolare 4 tacche
Tubular 4 slots



CHC.H.K31 (FL91BR.361.H*)
CHC.H.K311 (FL91BR.86.6*)



Zama
Zinc alloy

Chiave tubolare
con impugnatura
in plastica



*Tubular key with
plastic handle*

Chiave ottone
con impugnatura
in plastica



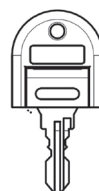
*Brass key with
plastic handle*

Chiave ottone



Brass key

Chiave ottone
con impugnatura
pieghevole in plastica

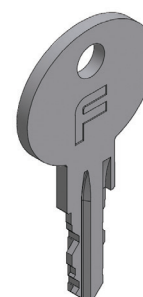


*Brass key with plastic
folding handle*

Chiave ottone



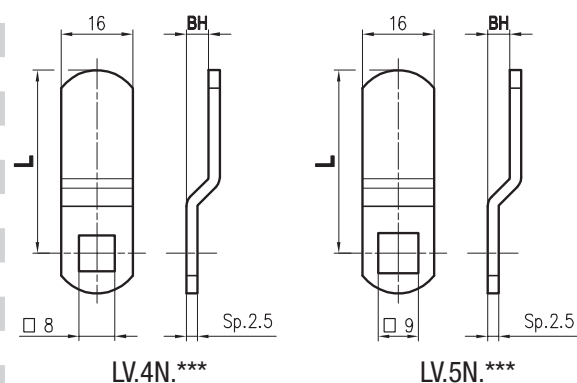
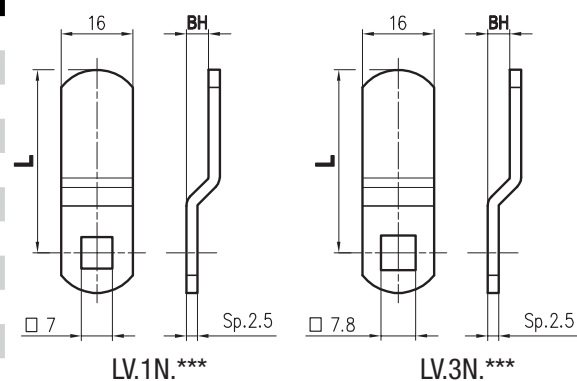
Brass key



Ottone
Brass

Levette disponibili / Cams available

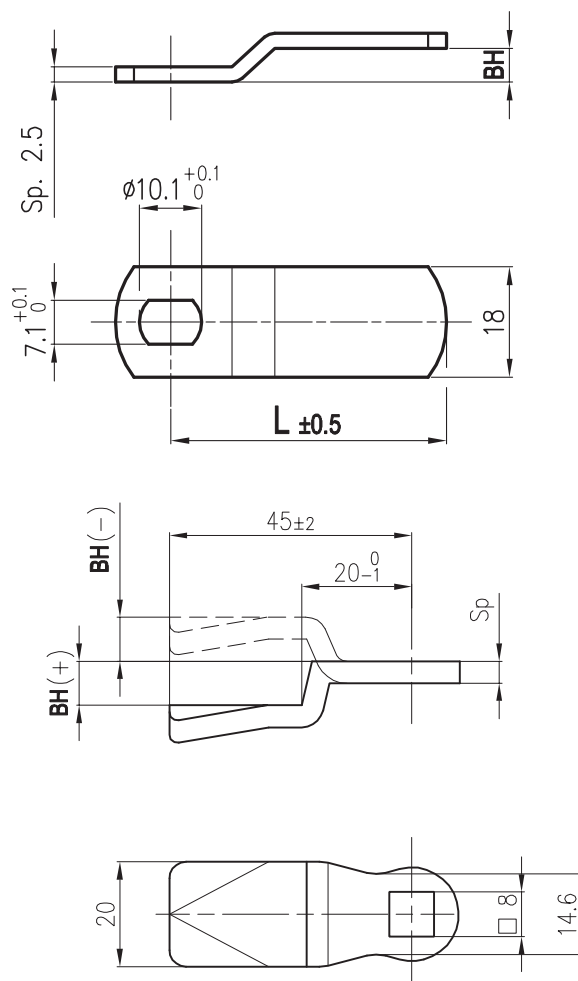
L	BH	***	BH	***	BH	***	BH	***	BH	***	BH	***	BH	***
14	0	100	2	200	3	300	4	400	5	500	7	700	9	900
16	0	101	2	201	3	301	4	401	5	501	7	701	9	901
17	0	102	2	202	3	302	4	402	5	502	7	702	9	902
19	0	103	2	203	3	303	4	403	5	503	7	703	9	903
20	0	104	2	204	3	304	4	404	5	504	7	704	9	904
22	0	105	2	205	3	305	4	405	5	505	7	705	9	905
24	0	106	2	206	3	306	4	406	5	506	7	706	9	906
25	0	107	2	207	3	307	4	407	5	507	7	707	9	907
27	0	108	2	208	3	308	4	408	5	508	7	708	9	908
28	0	109	2	209	3	309	4	409	5	509	7	709	9	909
30	0	110	2	210	3	310	4	410	5	510	7	710	9	910
32	0	111	2	211	3	311	4	411	5	511	7	711	9	911
33	0	112	2	212	3	312	4	412	5	512	7	712	9	912
35	0	113	2	213	3	313	4	413	5	513	7	713	9	913
37	0	114	2	214	3	314	4	414	5	514	7	714	9	914
38	0	115	2	215	3	315	4	415	5	515	7	715	9	915
40	0	116	2	216	3	316	4	416	5	516	7	716	9	916
41	0	117	2	217	3	317	4	417	5	517	7	717	9	917
43	0	118	2	218	3	318	4	418	5	518	7	718	9	918
45	0	119	2	219	3	319	4	419	5	519	7	719	9	919
46	0	120	2	220	3	320	4	420	5	520	7	720	9	920
48	0	121	2	221	3	321	4	421	5	521	7	721	9	921
49	0	122	2	222	3	322	4	422	5	522	7	722	9	922
50	0	123	2	223	3	323	4	423	5	523	7	723	9	923

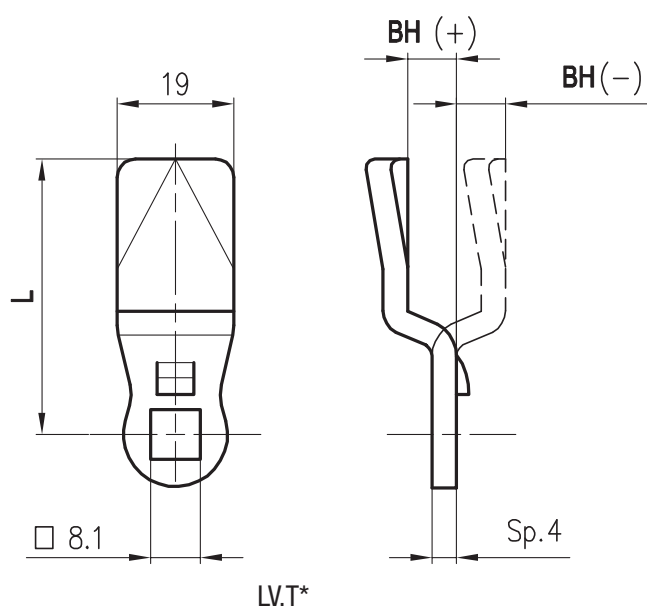


Per la determinazione del codice levetta sostituire *** con il codice riportato in tabella
To complete the cam part number replace *** with the code as for table

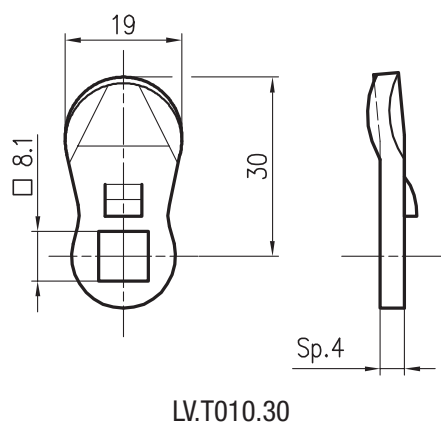
Codice Part Number	L $\pm 0,5$	BH
LV.2D.323.041	41	0
LV.2D.323.044	44	0
LV.2D.323.066	66	0
LV.2D.1127	45	5,5
LV.2D.395	38	0

Codice Part Number	BH	Sp	Codice Part Number	BH	Sp
LV.FH45N07	-7	3	LV.FH4514	14	3
LV.FH45N02	-2	3	LV.FH4516	16	3
LV.FH4500	0	3	LV.FH4520	20	3
LV.FH4502	2	3	LV.FH4522	22	3
LV.FH4504	4	3	LV.FH4524	24	3
LV.FH4507	7	3	LV.FH4525	25	3
LV.FH4508	8	3	LV.FH4532	32	3
LV.FH4510	10	3	LV.FH4537	37	3
LV.FH4512	12	3			





Codice Part Number	L	BH	Codice Part Number	L	BH
LV.T011.45	45	-12	LV.T003.36	36	6
LV.T800.45	45	-8	LV.T009.40	40	7
LV.T001.34	34	0	LV.T014.45	45	8
LV.T001.35	35	0	LV.T007.40	40	9,5
LV.T001.45	45	0	LV.T010.45	45	10
LV.T001.48	48	0	LV.T004.43	43	11,5
LV.T002.30	30	2	LV.T005.43	43,3	14,3
LV.T002.45	45	2	LV.T016.55	55	16
LV.T103.45	45	3	LV.T012.45	45	17
LV.T104.35	35	4	LV.T022.45	45	22
LV.T104.45	45	4	LV.T024.45	45	24
LV.T105.45	45	5	LV.T013.45	45	32
LV.T003.46	46	6	LV.T008.44	44	34



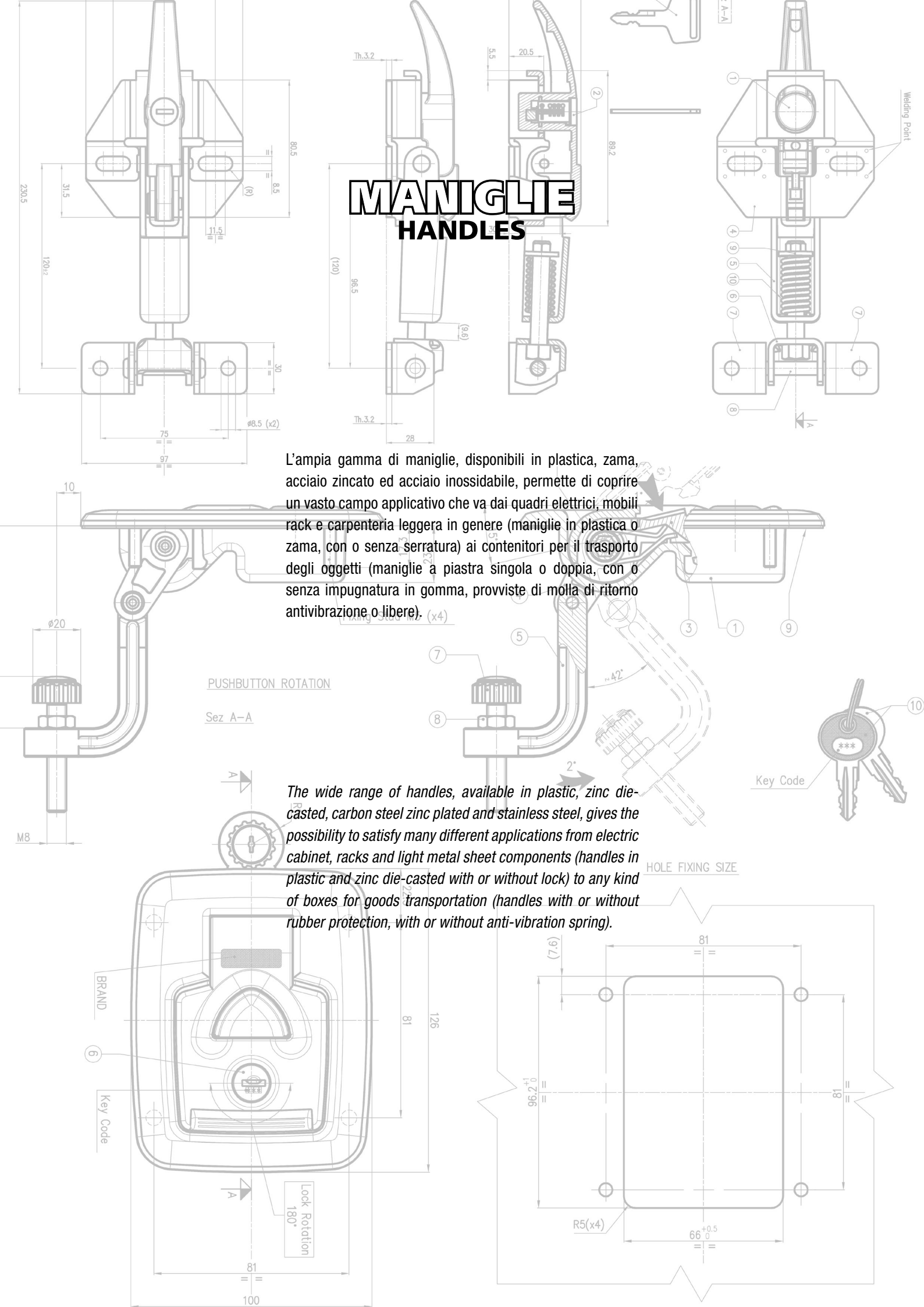
MANIGLIE HANDLES




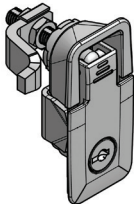
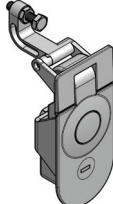
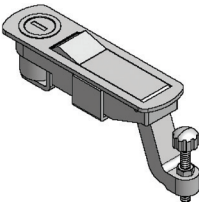
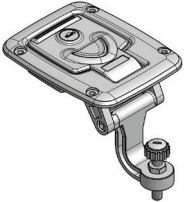
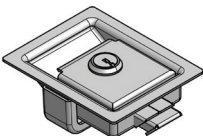
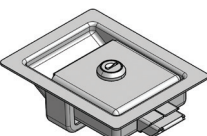
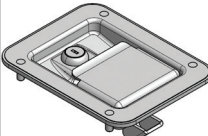
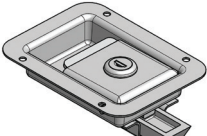
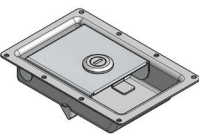
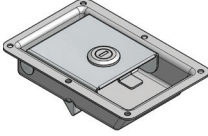
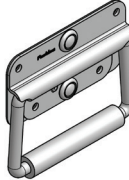
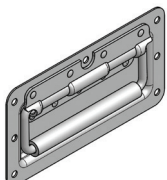
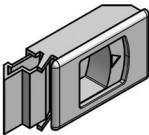
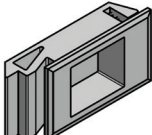
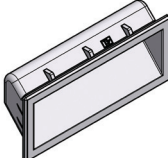
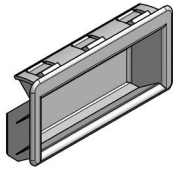
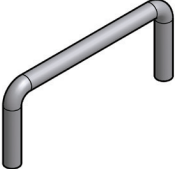
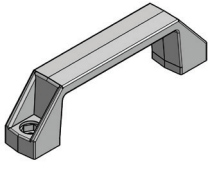
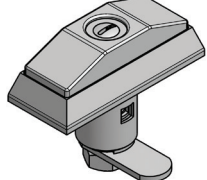
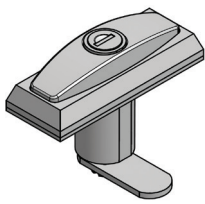
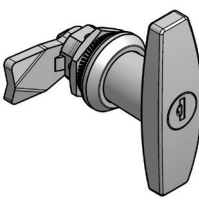
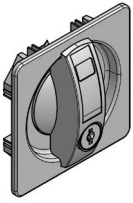

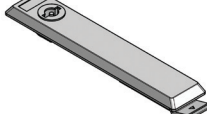
MANIGLIE HANDLES

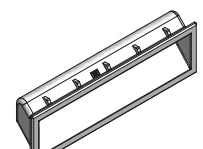
L'ampia gamma di maniglie, disponibili in plastica, zama, acciaio zincato ed acciaio inossidabile, permette di coprire un vasto campo applicativo che va dai quadri elettrici, mobili rack e carpenteria leggera in genere (maniglie in plastica o zama, con o senza serratura) ai contenitori per il trasporto degli oggetti (maniglie a piastra singola o doppia, con o senza impugnatura in gomma, provviste di molla di ritorno antivibrazione o libere).

The wide range of handles, available in plastic, zinc die-casted, carbon steel zinc plated and stainless steel, gives the possibility to satisfy many different applications from electric cabinet, racks and light metal sheet components (handles in plastic and zinc die-casted with or without lock) to any kind of boxes for goods transportation (handles with or without rubber protection, with or without anti-vibration spring).



Indice / Index

pag. 46  FH726.*BK	pag. 46  FH726.2BK	pag. 47  FH106.*.BK	pag. 47  10207B*H.BK*	pag. 48  LTH.07014.*	pag. 48  LTH.08014.*
pag. 49  10206*.BK	pag. 49  07*B*.PN.KD	pag. 50  10415.X.BK	pag. 50  FH866.3BK	pag. 51  FH866.5*BK	pag. 51  5Y001*
pag. 52  TKD858.*.BK	pag. 52  TKE858.706.BK	pag. 53  10502.SS.*	pag. 53  10502.SS.4ST	pag. 54  E7.*.00.*	pag. 54  E7.60.92.*
pag. 55  FH504.3BK	pag. 55  FH725.3PN	pag. 56  FH.725.*PN	pag. 56  E7.4*	pag. 57  3301.01	pag. 57  3305.*
pag. 58  FH511.*	pag. 58  FH516.*	pag. 59  E7.PL006.6	pag. 59  FL50.6.AC	pag. 60  FL023.5.*	pag. 60  FH101.1.1*W
pag. 61  82401*	pag. 61  82402*	pag. 62  10602*.BK	pag. 62  FH615.*BK	pag. 63  FH875.*A.*	pag. 63  FH875.*.*

<p>pag. 64</p>  <p>FH1201.1*</p>	<p>pag. 64</p>  <p>FH840.*</p>	<p>pag. 65</p>  <p>FH840.*A</p>	<p>pag. 65</p>  <p>FH840.*B</p>	<p>pag. 66</p>  <p>FH840.*C</p>	<p>pag. 66</p>  <p>FH848.*</p>
<p>pag. 67</p>  <p>FH848.*B</p>	<p>pag. 67</p>  <p>FH861*.*</p>	<p>pag. 68</p>  <p>FH853.*</p>	<p>pag. 68</p>  <p>FH876.1</p>	<p>pag. 69</p>  <p>FH867</p>	<p>pag. 69</p>  <p>E7.5*</p>
<p>pag. 70</p>  <p>FM94009</p>	<p>pag. 70</p>  <p>1613665001</p>	<p>pag. 71</p>  <p>E4.28.*.AZ</p>	<p>pag. 71</p>  <p>10502.*.1060V</p>	<p>pag. 72</p>  <p>161.904.AZ</p>	<p>pag. 72</p>  <p>161.904P.AZ</p>
<p>pag. 74</p> <p>Levette disponibili</p> <p><i>Cams available</i></p>	<p>pag. 75</p> <p>Barre disponibili</p> <p><i>Drive bars available</i></p>				

FH726.*BK - Maniglia a compressione / Compression handle

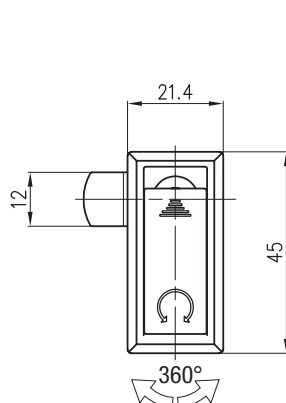
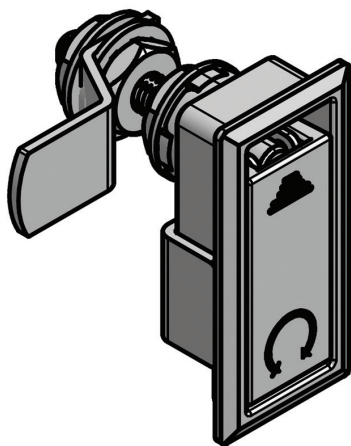
Materiali e finitura - Materials and finishing

Corpo / Body

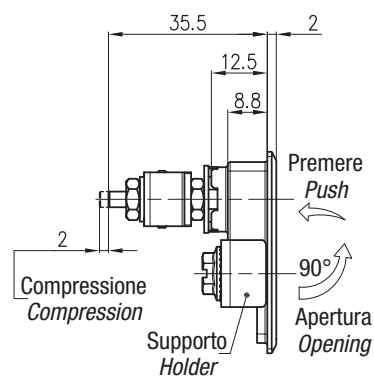
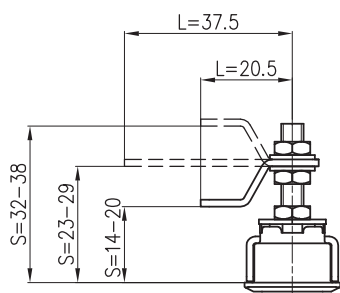
zama verniciata nera / zinc alloy black powder coated

Componenti / Components

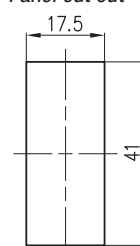
acciaio zincato / steel zinc plated



Rotazione maniglia e levetta
Handle and cam rotation



Dima di foratura
Panel cut out



Codice
Part Number

Versione
Version

FH726.3BK

Levetta piegata / Folded cam

FH726.32BK

Levetta dritta / Straight cam

FH726.2BK - Maniglia a compressione / Compression handle

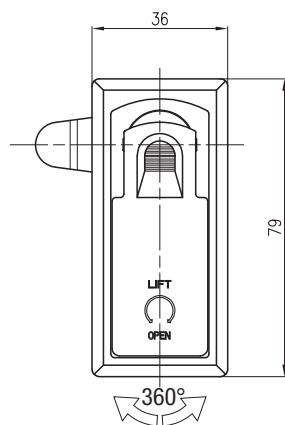
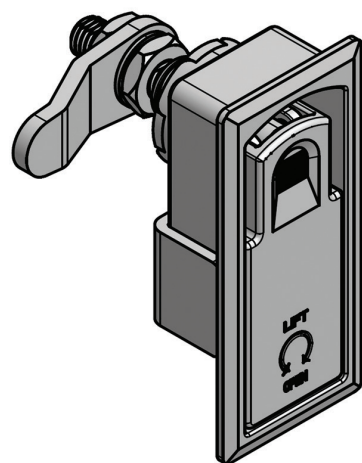
Materiali e finitura - Materials and finishing

Corpo / Body

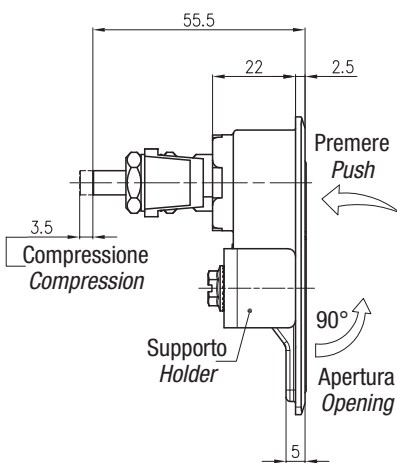
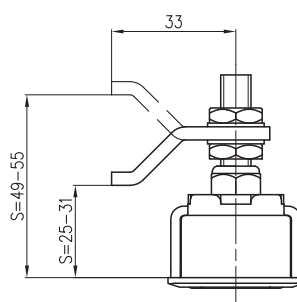
zama verniciata nera / zinc alloy black powder coated

Componenti / Components

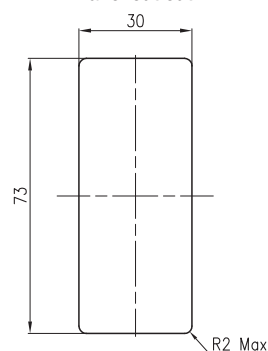
acciaio zincato / steel zinc plated



Rotazione maniglia e levetta
Handle and cam rotation



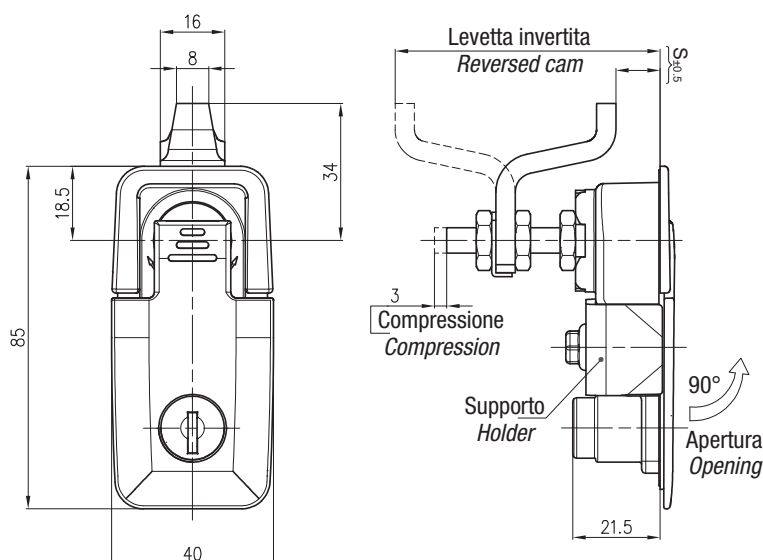
Dima di foratura
Panel cut out



Codice
Part Number

FH726.2BK

Maniglia a compressione / Compression handle - FH106.*.*BK



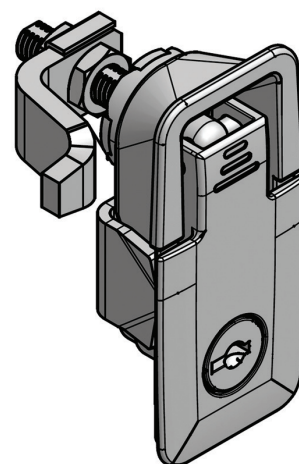
Materiali e finitura - Materials and finishing

Corpo / Body

zama verniciata nera / zinc alloy black powder coated

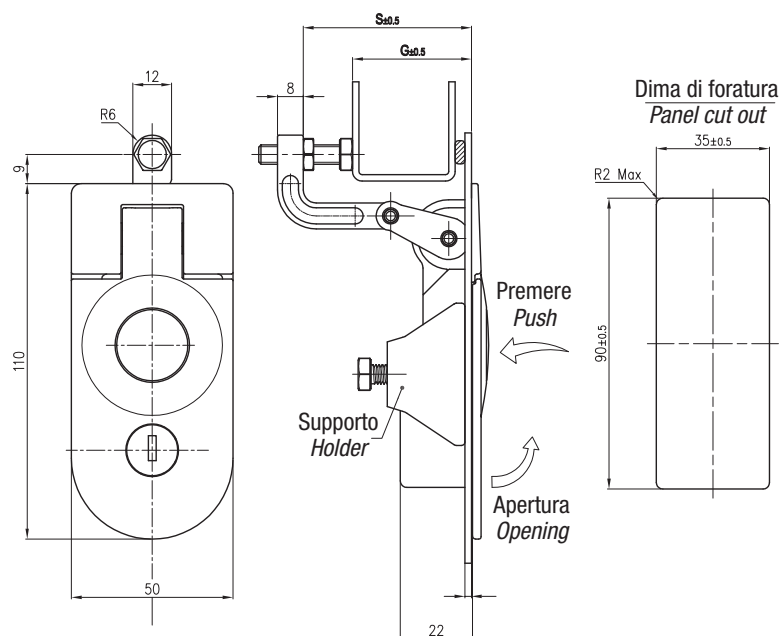
Componenti / Components

acciaio zincato / steel zinc plated



Codice Part Number	Versione Version	S $\pm 0,5$	S $\pm 0,5$ Leva invertita Reverted cam
FH106.1.1BK	Con serratura/With lock	16-26	46-56
FH106.4.1BK	Senza serratura/Without lock	16-26	46-56
FH106.1.2BK	Con serratura/With lock	26-36	36-46
FH106.4.2BK	Senza serratura/Without lock	26-36	36-46
FH106.1.3BK	Con serratura/With lock	6-16	55-66
FH106.4.3BK	Senza serratura/Without lock	6-16	55-66

Maniglia a compressione / Compression handle - 10207B*H.BK*



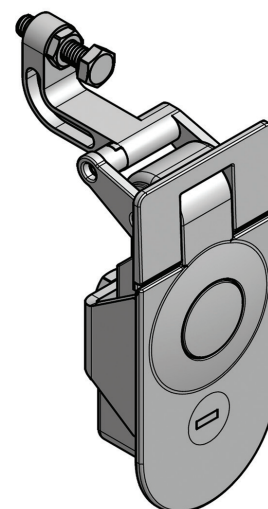
Materiali e finitura - Materials and finishing

Corpo / Body

zama verniciata nera / zinc alloy black powder coated

Componenti / Components

acciaio zincato / steel zinc plated



Codice Part Number	Versione Version	S	G
10207B0H.BKA	Con serratura/With lock	52	30-45
10207B0H.BK	Senza serratura/Without lock	52	30-45
10207B1H.BKA	Con serratura/With lock	67	45-60
10207B1H.BK	Senza serratura/Without lock	67	45-60
10207B2H.BKA	Con serratura/With lock	21	1-14
10207B2H.BK	Senza serratura/Without lock	21	1-14

LTH.07014.* - Maniglia a compressione / Compression handle

Materiali e finitura - Materials and finishing

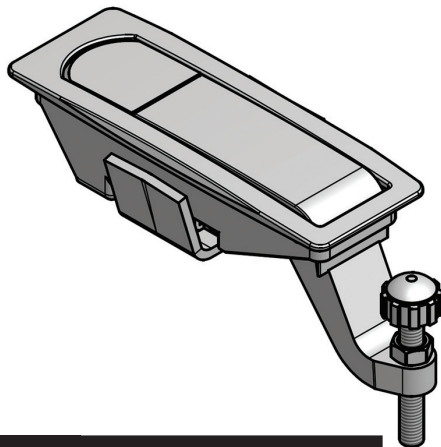
Maniglia / Handle

zama verniciata nera (--), cromata lucida (CP)
zinc alloy powder black coated (--), chrome plated (CP)

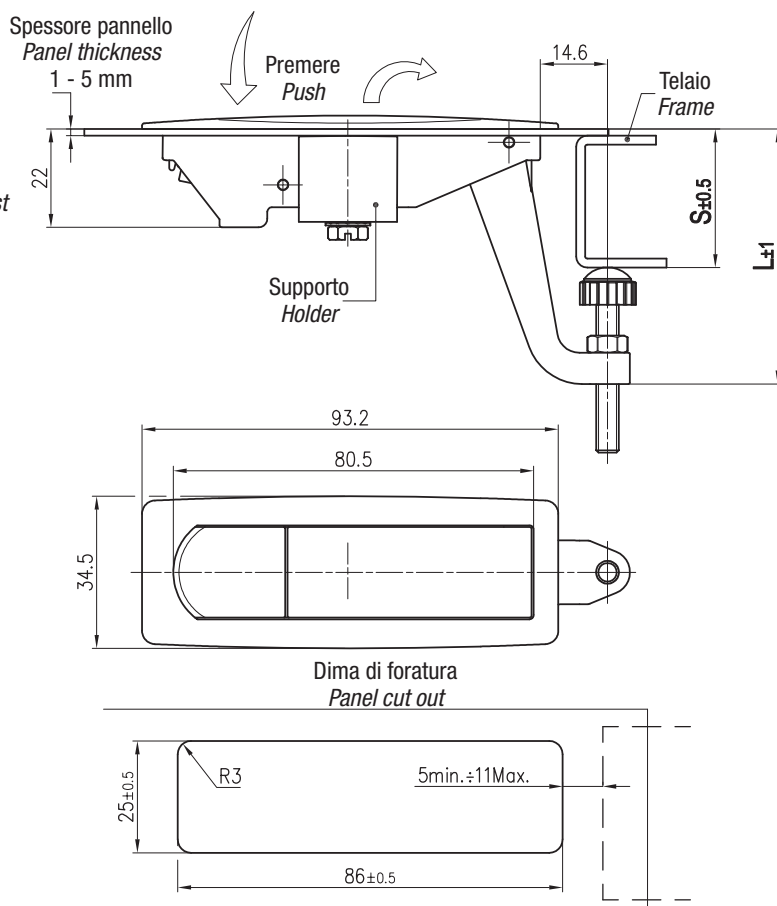
Supporto / Holding plate

acciaio zincato / steel zinc plated

Tast rialzato disponibile su richiesta / Lifted trigger available on request



Codice Part Number	S \pm 0,5	L \pm 1
LTH.07014	2-24	35
LTH.07014CP	2-24	35
LTH.07014.60	23-46	57
LTH.07014.60CP	23-46	57



LTH.08014.* - Maniglia a compressione

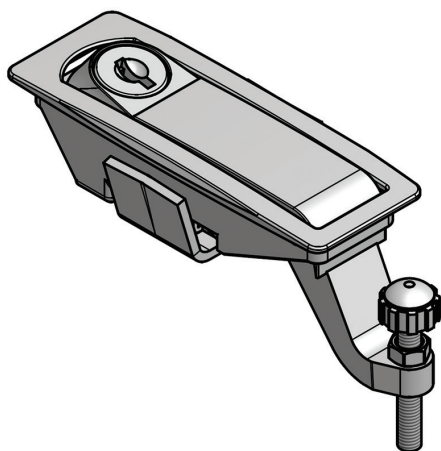
Materiali e finitura - Materials and finishing

Maniglia / Handle

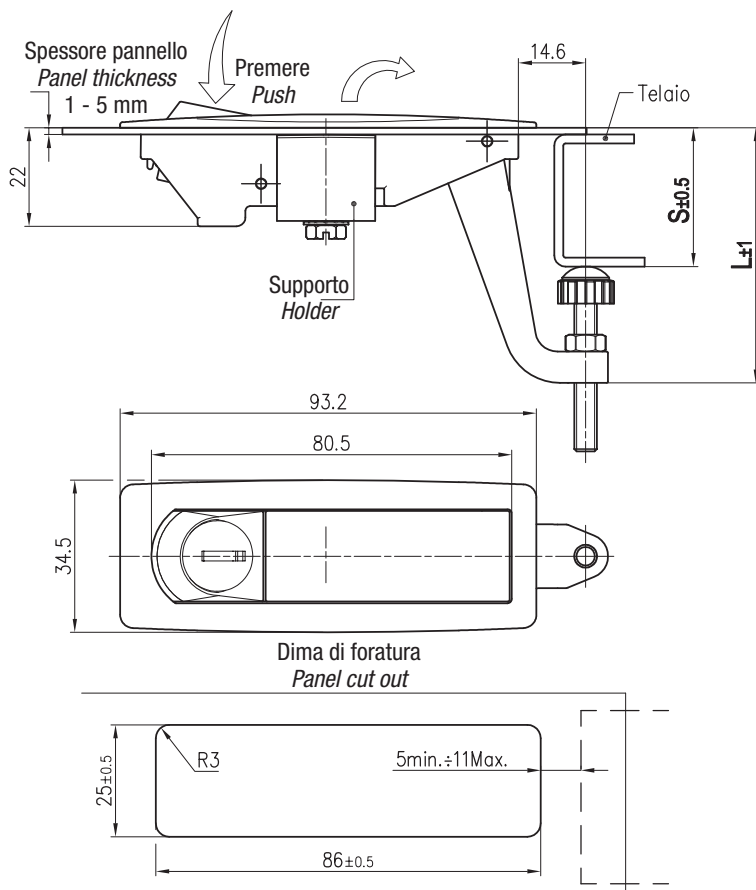
zama verniciata nera (--), cromata lucida (CP)
zinc alloy powder black coated (--), chrome plated (CP)

Supporto / Holding plate

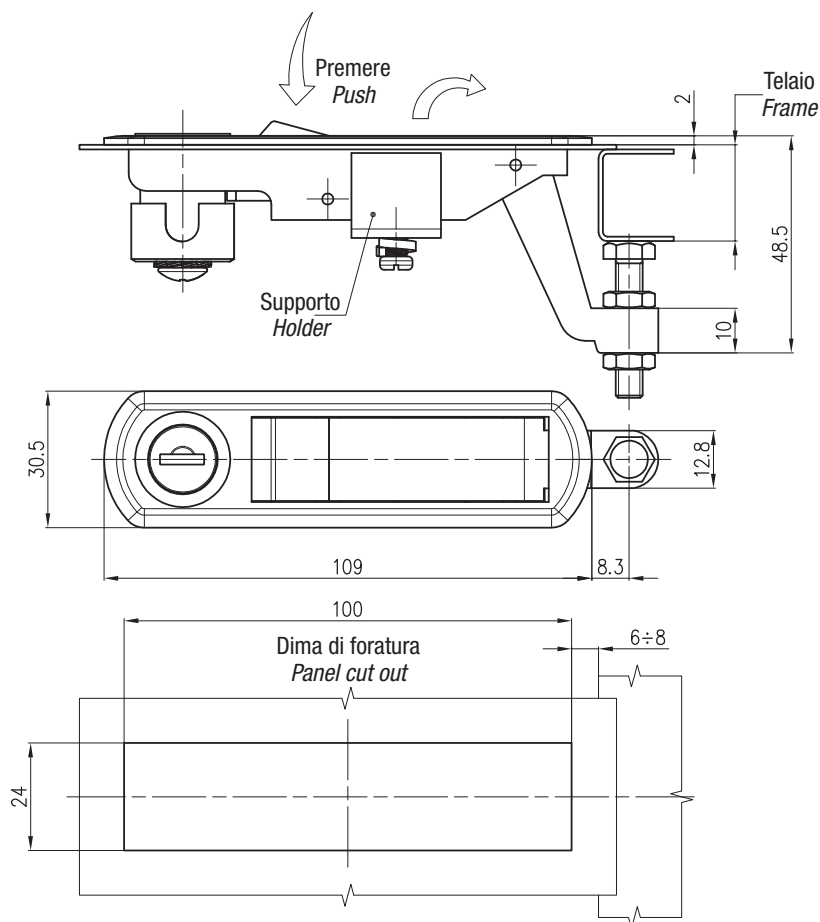
acciaio zincato / steel zinc plated



Codice Part Number	S \pm 0,5	L \pm 1
LTH.08014	2-24	35
LTH.08014CP	2-24	35
LTH.08014.60	23-46	57
LTH.08014.60CP	23-46	57



Maniglia a compressione / Compression handle -10206*.BK



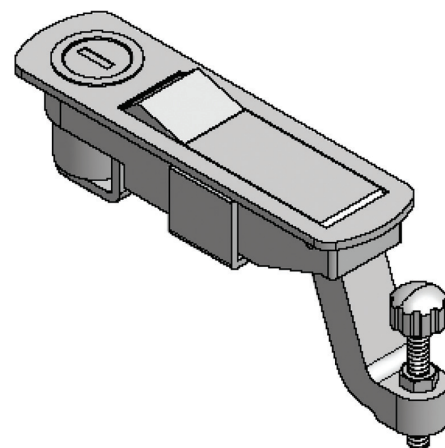
Materiali e finitura - *Materials and finishing*

Maniglia / Handle

zama verniciata nera *zinc alloy black powder coated*

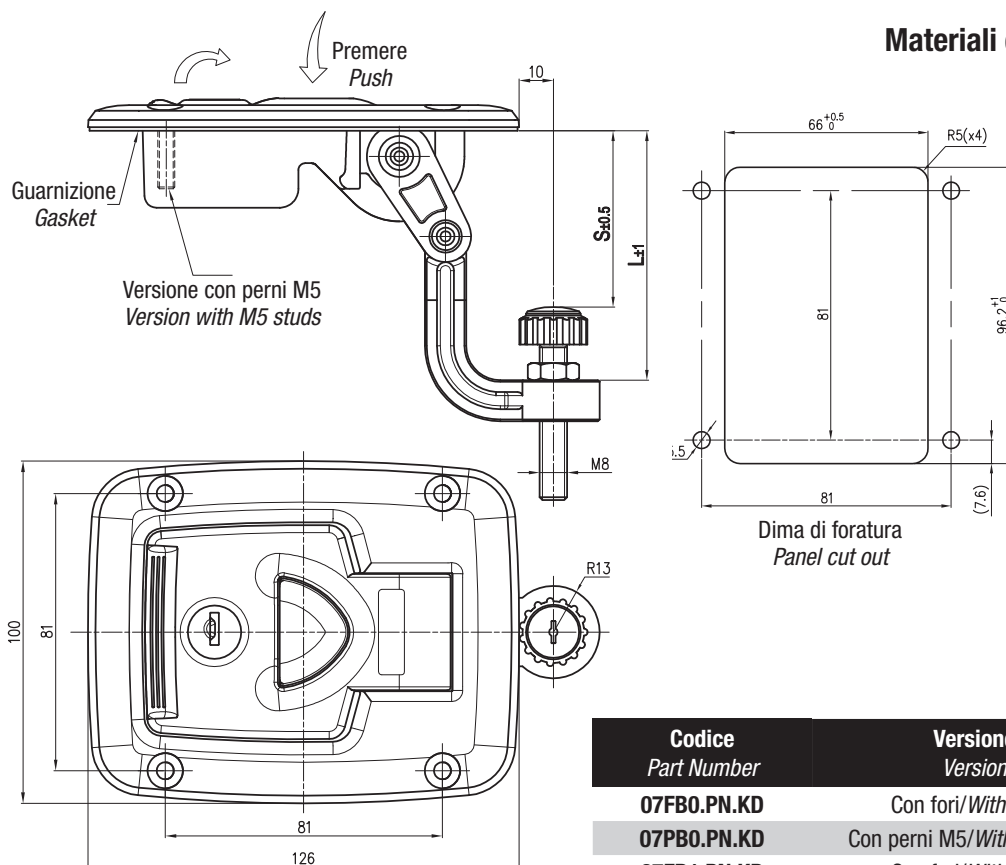
Supporto / Holding plate

acciaio zincato / *steel zinc plated*



Codice <i>Part Number</i>	Versione <i>Version</i>
10206A.BK	Con serratura/ <i>With lock</i>
10206B.BK	Senza serratura/ <i>Without lock</i>

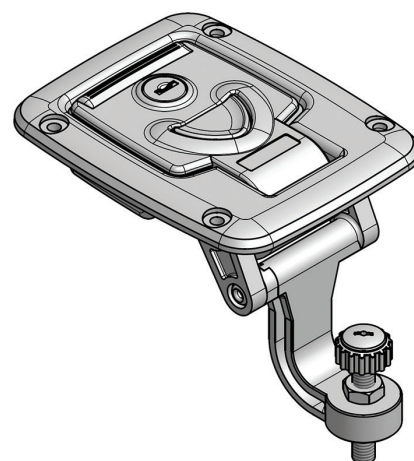
Maniglia a compressione / Compression handle - 07*B*.PN.KD



Materiali e finitura - *Materials and finishing*

Maniglia / Handle

plastica nera / *black plastic*



Codice <i>Part Number</i>	Versione <i>Version</i>	S±0,5	L±0,5
07FB0.PN.KD	Con fori/ <i>With holes</i>	50-65	83
07PB0.PN.KD	Con perni M5/ <i>With M5 studs</i>	50-65	83
07FB1.PN.KD	Con fori/ <i>With holes</i>	40-55	73
07PB1.PN.KD	Con perni M5/ <i>With M5 studs</i>	40-55	73

10415.X.BK - Maniglia / Handle

Materiali e finitura - Materials and finishing

Maniglia / Handle

acciaio verniciato nero / steel black powder coated

Serratura / Lock

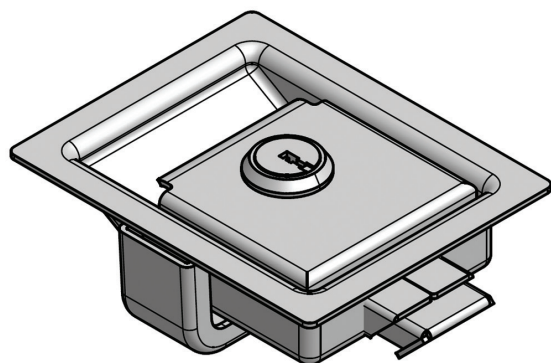
zama nichelata / zinc alloy nikel plated

Supporto / Holding plate

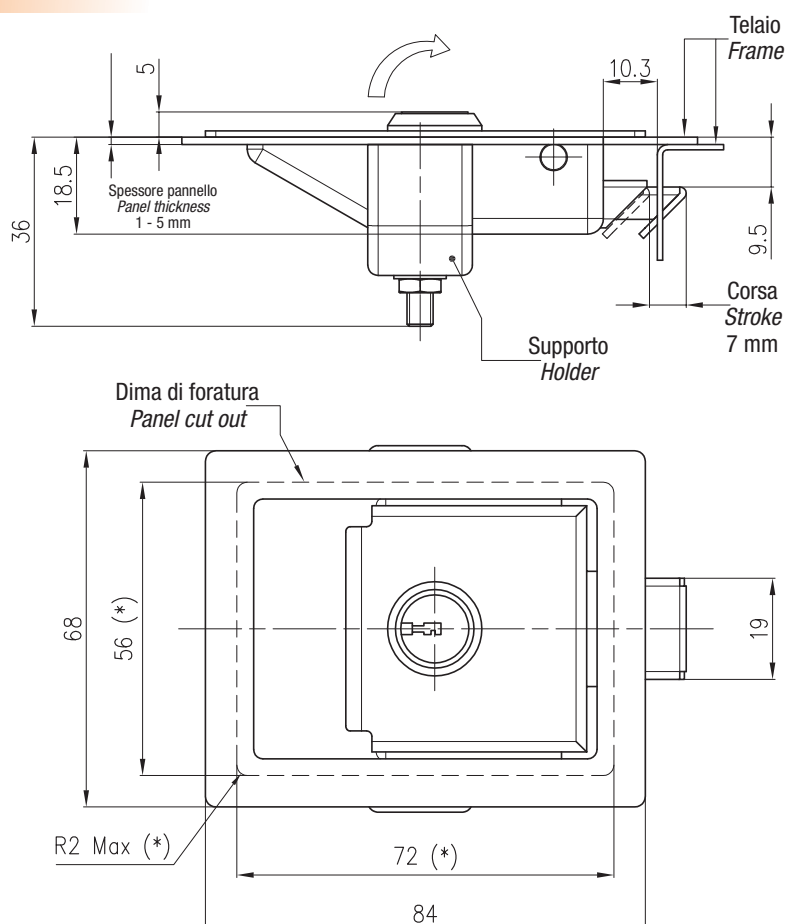
acciaio zincato / steel zinc plated

Versione senza serratura disponibile su richiesta

Version without lock available on request



Codice
Part Number
10415.X.BK



FH866.3BK - Maniglia / Handle

Materiali e finitura - Materials and finishing

Maniglia / Handle

acciaio verniciato nero / steel black powder coated

Serratura / Lock

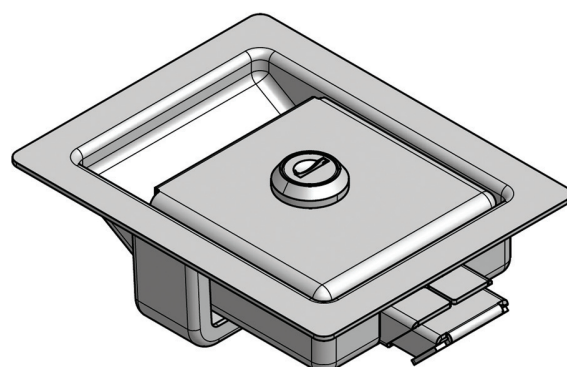
zama nichelata / zinc alloy nikel plated

Supporto / Holding plate

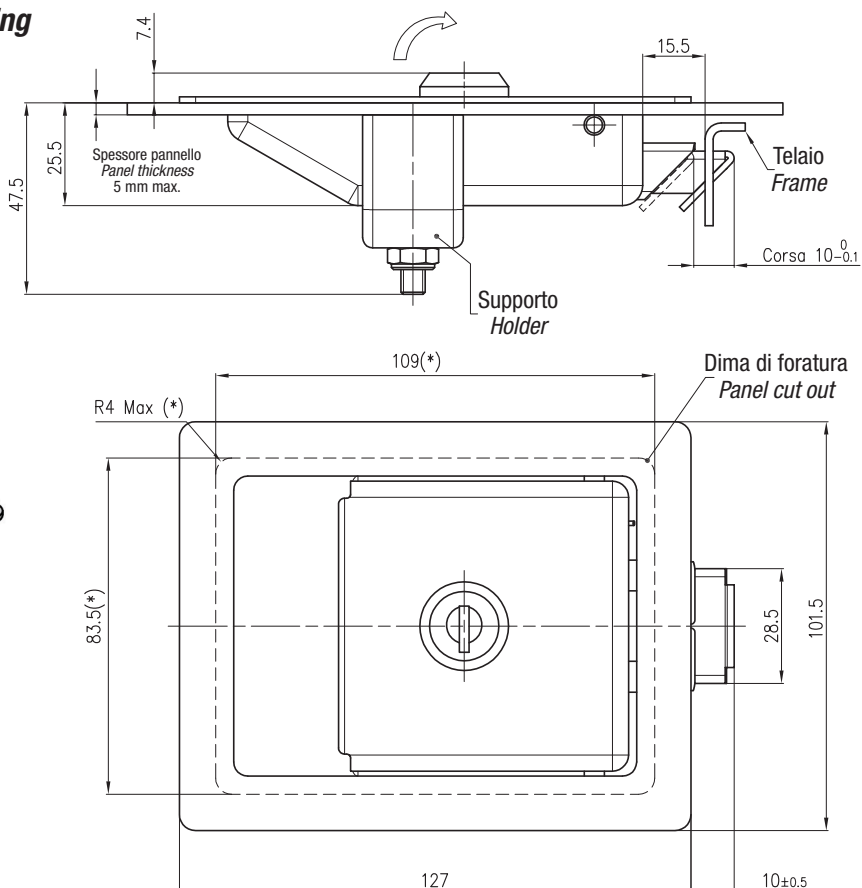
acciaio zincato / steel zinc plated

Versione senza serratura disponibile su richiesta

Version without lock available on request



Codice
Part Number
FH866.3BK



Maniglia / Handle - FH866.5*BK

Materiali e finitura - Materials and finishing

Maniglia / Handle

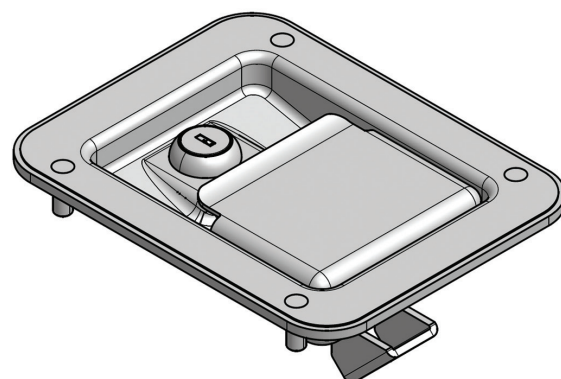
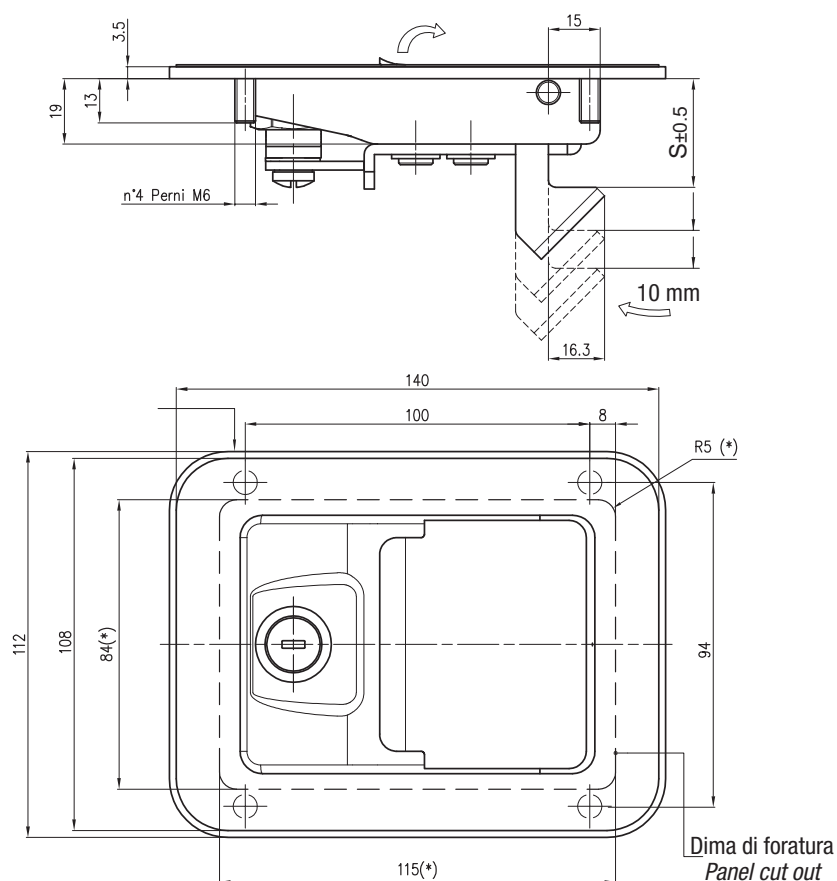
acciaio verniciato nero / steel black powder coated

Serratura / Lock

zama nichelata / zinc alloy nickel plated

Supporto / Holding plate

acciaio zincato / steel zinc plated



Codice Part Number	S±0,5
FH866.51BK	31,5
FH866.52BK	44
FH866.53BK	55

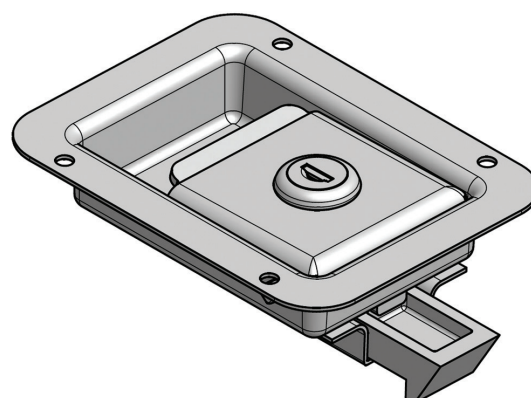
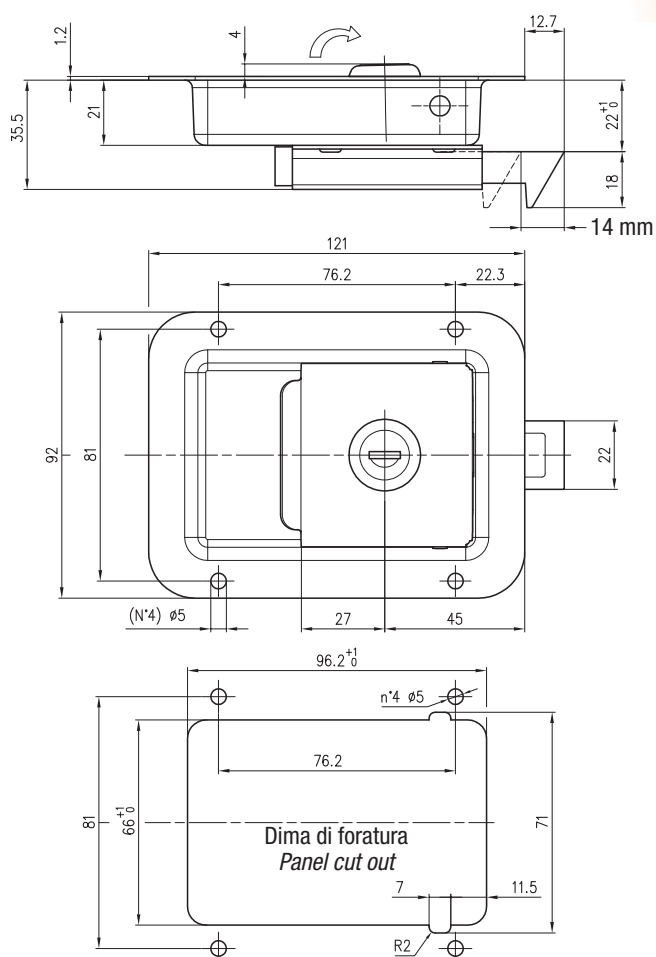
Maniglia / Handle - 5Y001*

Materiali e finitura - Materials and finishing

Acciaio inox AISI 304 / Stainless steel AISI 304 (SS)

Acciaio zincato / Steel zinc plated (ZP)

Acciaio verniciato nero / Steel black powder coated (BK)



Codice Part Number

5Y001SS

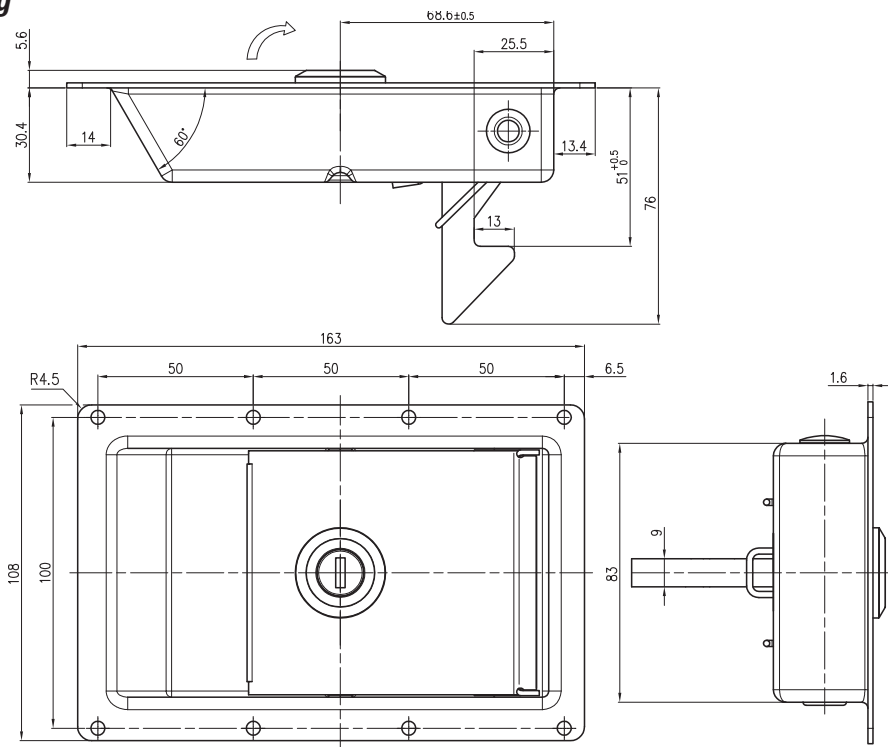
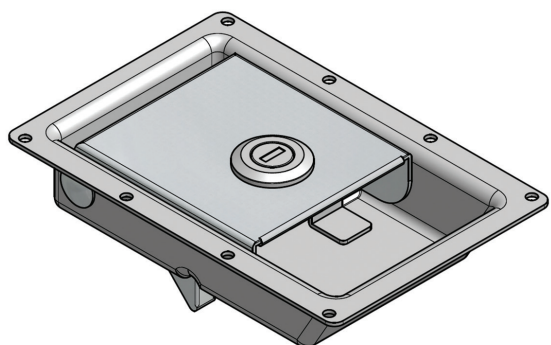
5Y001ZP

5Y001BK

TKD858.*.BK - Maniglia / Handle

Materiali e finitura - Materials and finishing

Acciaio verniciato nero
Steel black powder coated

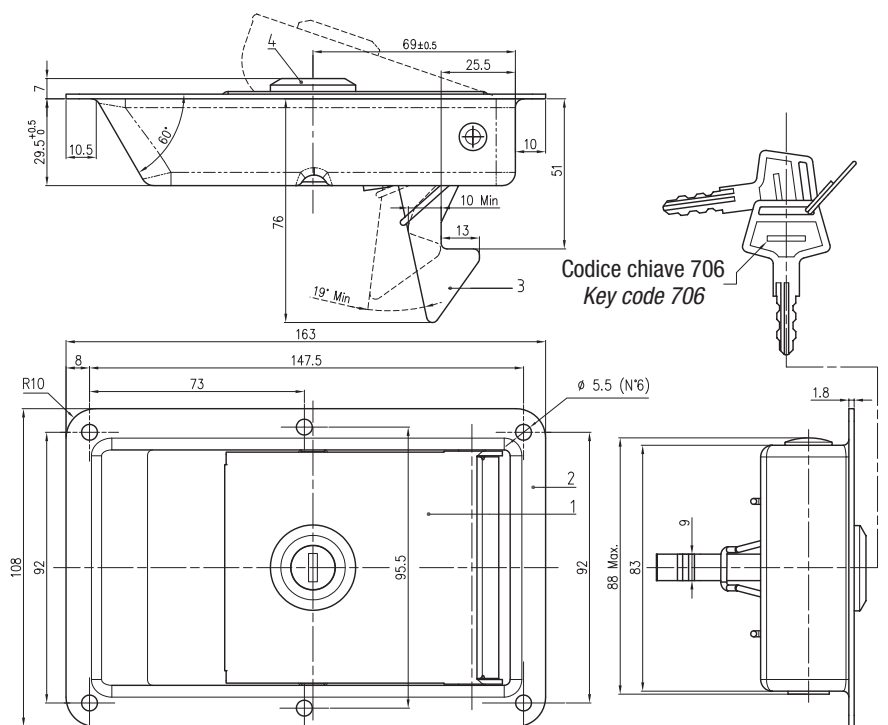
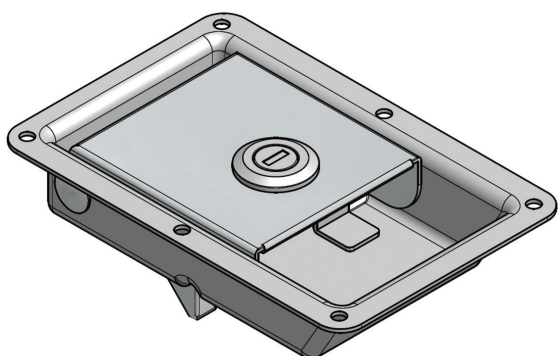


Codice Part Number	Codice chiave (KA) Key code (KA)
TKD858.250.BK	K250
TKD858.14603.BK	14603

TKE858.706.BK - Maniglia / Handle

Materiali e finitura - Materials and finishing

Acciaio verniciato nero
Steel black powder coated



Codice Part Number	Codice chiave (KA) Key code (KA)
TKE858.706.BK	706

Maniglia / Handle - 10502.SS.*

Materiali e finitura - Materials and finishing

Corpo / Body

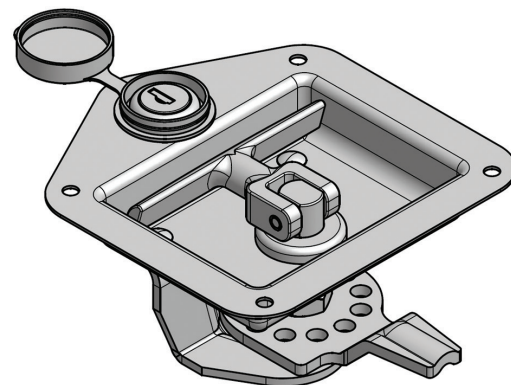
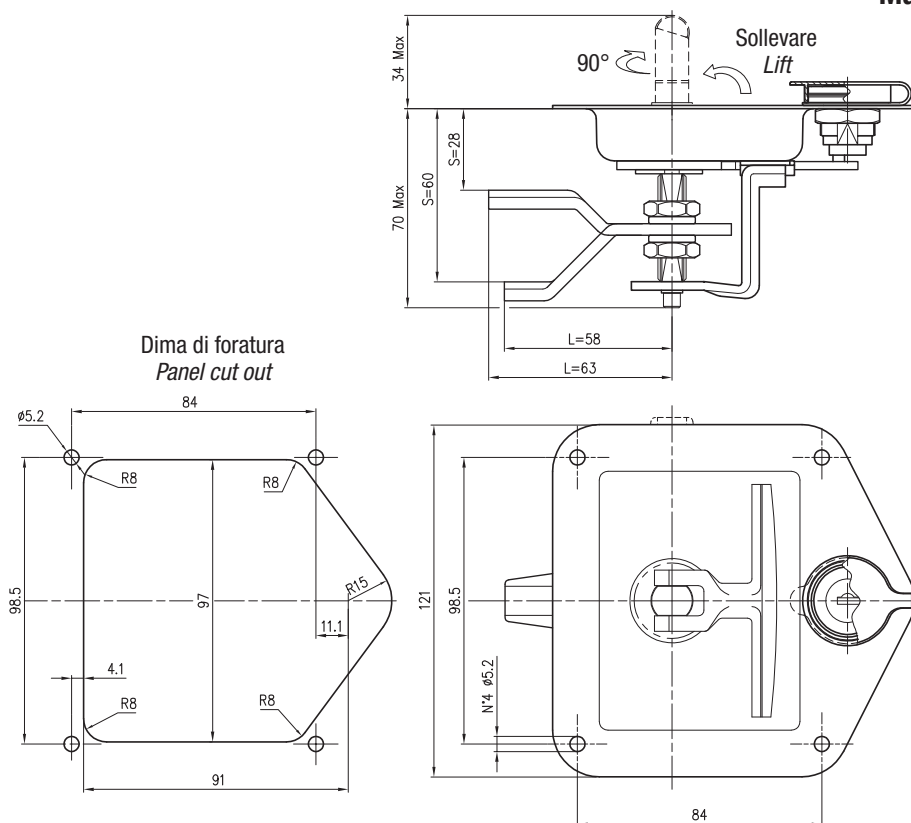
acciaio inox AISI304 / stainless steel AISI304

Maniglia a T / T handle

zama cromata lucida / zinc alloy chrome plated

Perno e levetta / Stud and cam

acciaio zincato / steel zinc plated



Codice Part Number	S±0,5	L±0,5
10502.SS.28	28	63
10502.SS.60	60	58

Maniglia / Handle - 10502.SS.4ST

Materiali e finitura - Materials and finishing

Corpo / Body

acciaio inox AISI304 / stainless steel AISI304

Maniglia a T / T handle

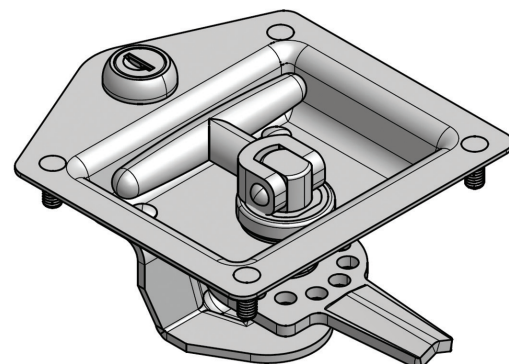
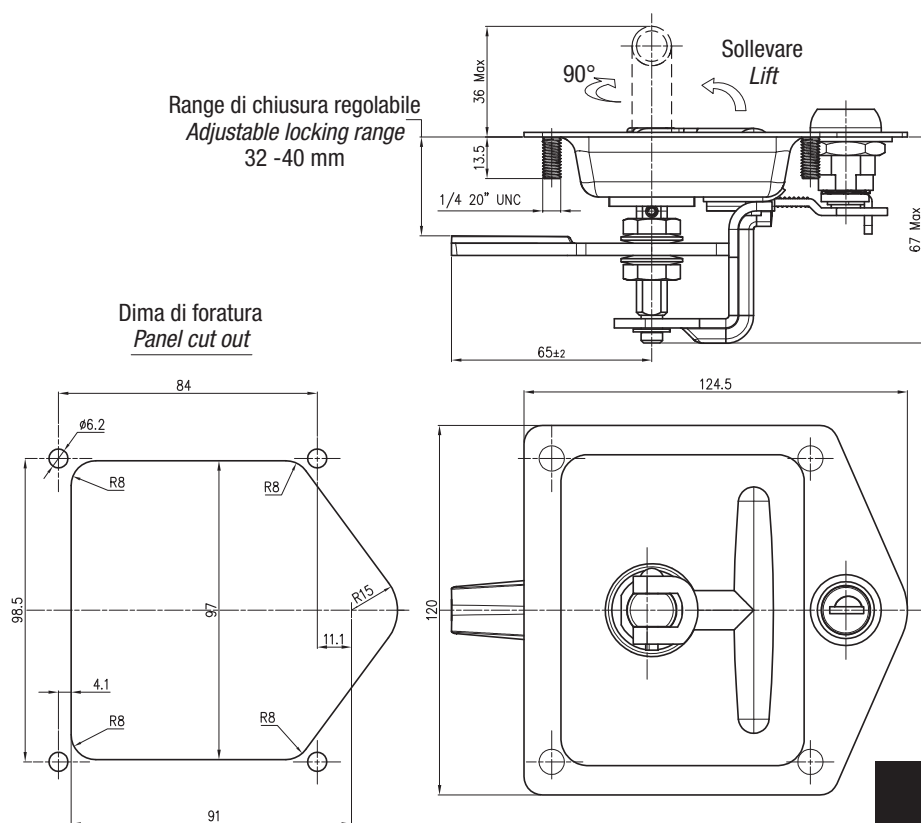
zama cromata lucida / zinc alloy chrome plated

Perno e levetta / Stud and cam

acciaio zincato / steel zinc plated

Range di chiusura regolabile
Adjustable locking range
32 - 40 mm

Dima di foratura
Panel cut out



Codice Part Number	Codice chiave (KA) Key code (KA)
10502.SS.4ST	EM501

E7.*.00.* - Maniglia / Handle

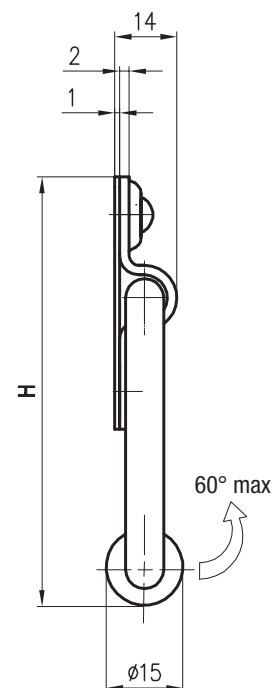
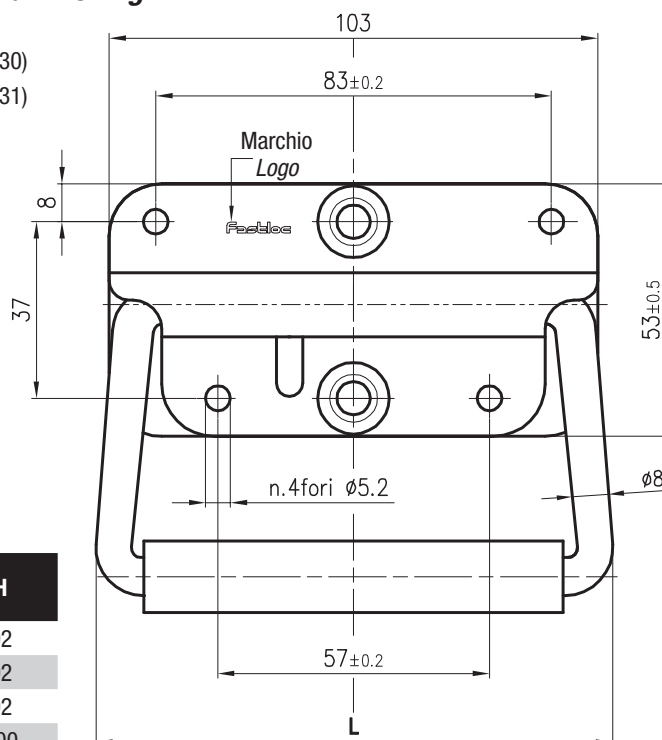
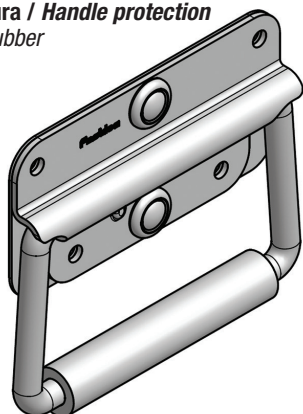
Materiali e finitura - Materials and finishing

Acciaio zincato / Steel zinc plated (04)

Acciaio inox AISI304 / Stainless steel AISI304 (30)

Acciaio inox AISI316 / Stainless steel AISI316 (31)

Impugnatura / Handle protection
gomma / rubber



Versione con doppia piastra e molla di ritorno
Spring loaded and double plate version

Codice Part Number	L	H
E7.60.00.04	110	92
E7.60.00.30	110	92
E7.60.00.31	110	92
E7.70.00.04	133	100
E7.70.00.30	133	100
E7.70.00.31	133	100

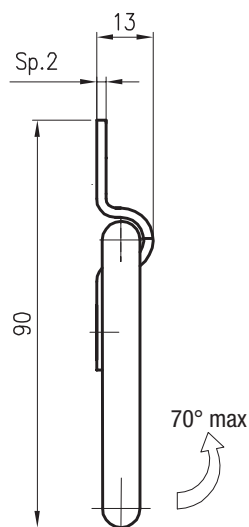
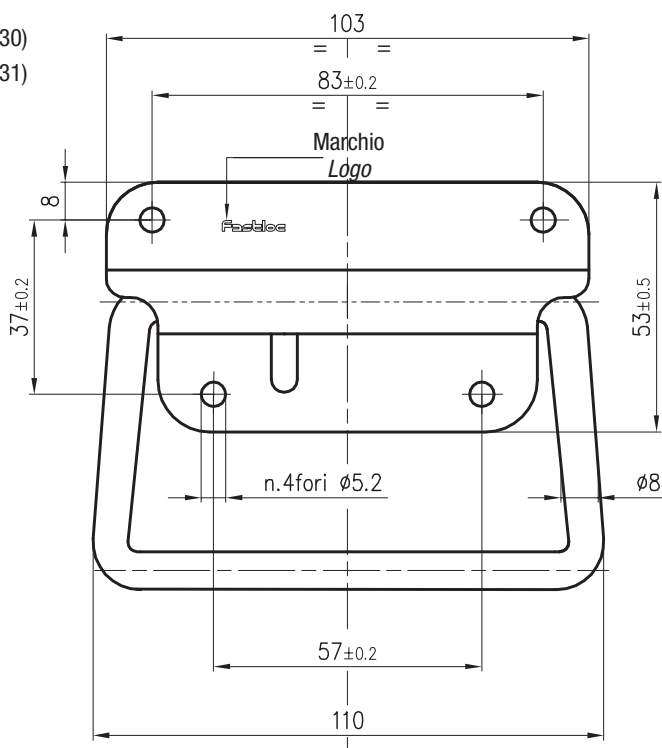
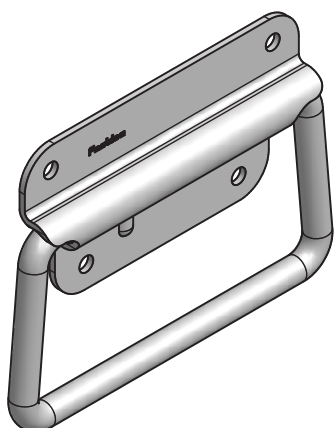
E7.60.92.* - Maniglia / Handle

Materiali e finitura - Materials and finishing

Acciaio zincato / Steel zinc plated (04)

Acciaio inox AISI304 / Stainless steel AISI304 (30)

Acciaio inox AISI316 / Stainless steel AISI316 (31)



Versione con piastra frontale, senza molla
Front plate version, without spring

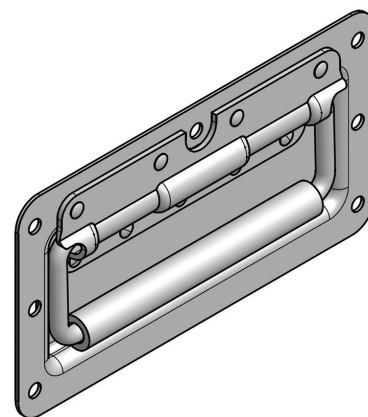
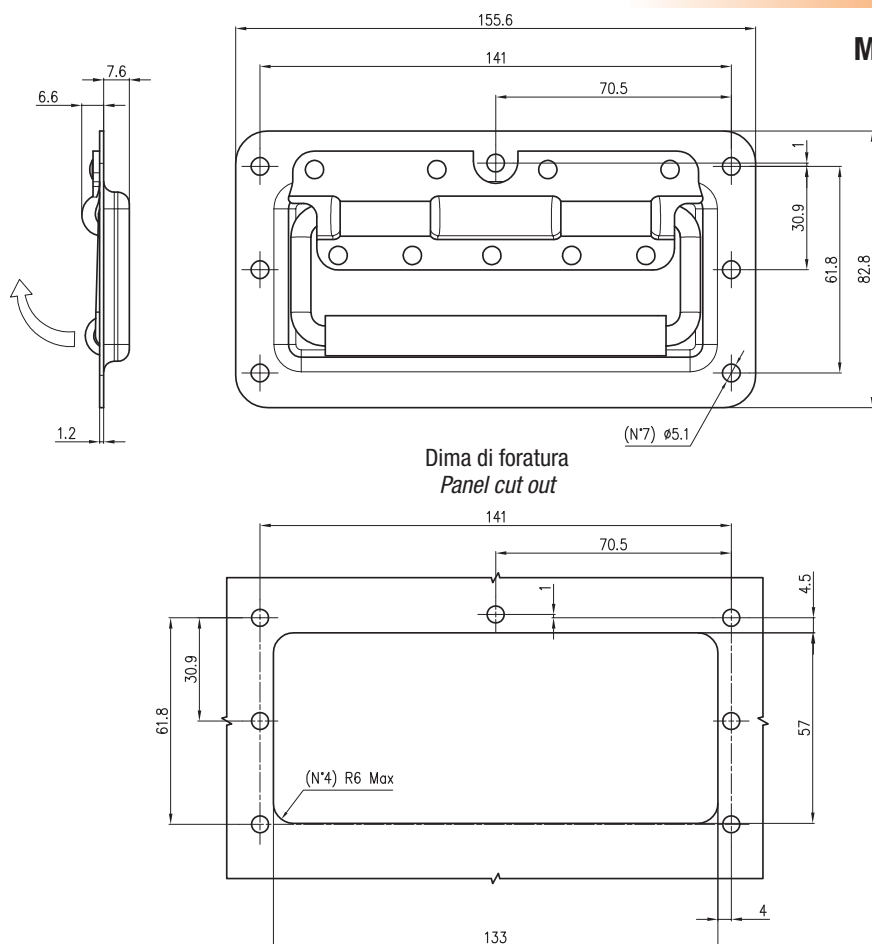
Codice Part Number
E7.60.92.04
E7.60.92.30
E7.60.92.31

Maniglia / Handle - FH504.3BK

Materiali e finitura - Materials and finishing

Acciaio verniciato nero
Steel black powder coated

Impugnatura / Handle protection
gomma / rubber

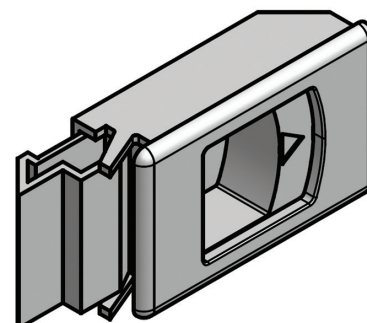
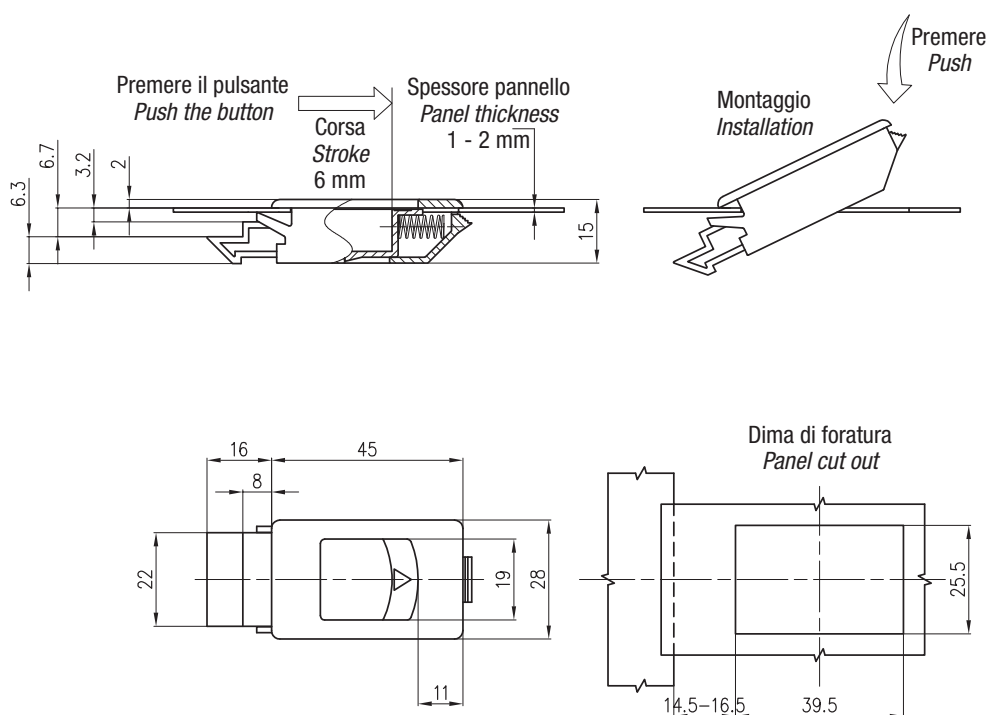


Codice
Part Number
FH504.3BK

Maniglia / Handle - FH725.3PN

Materiali e finitura - Materials and finishing

ABS nero
Black ABS



Codice
Part Number

FH725.3PN

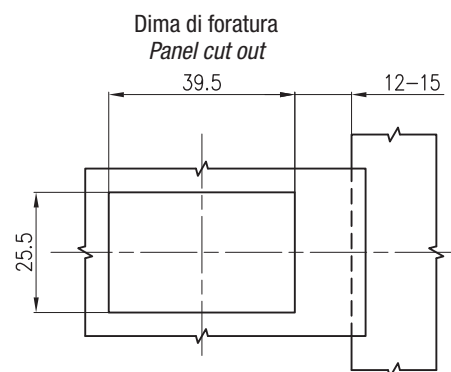
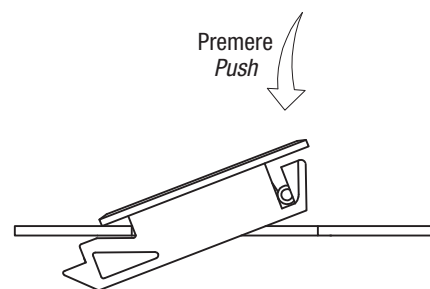
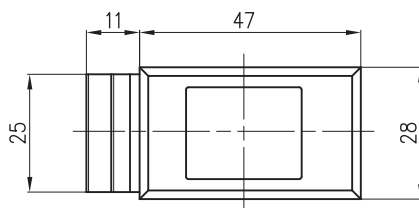
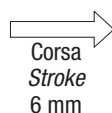
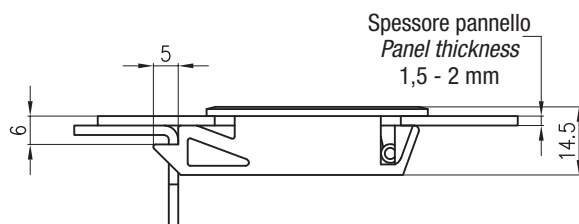
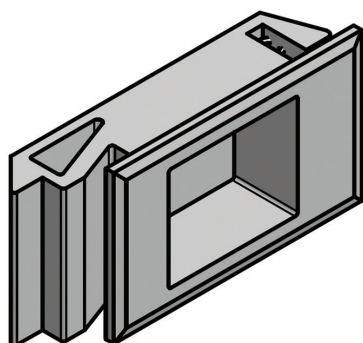
Spessore pannello mm
Panel thickness mm

1 - 2

FH725.*PN - Maniglia / Handle

Materiali e finitura - Materials and finishing

ABS nero
Black ABS

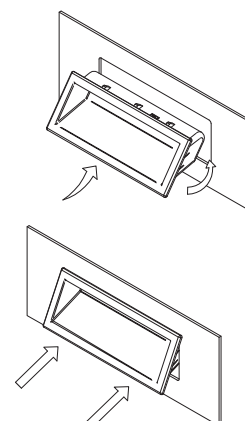
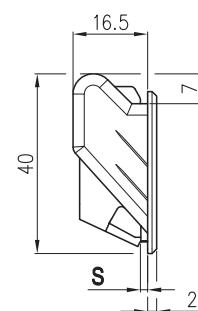
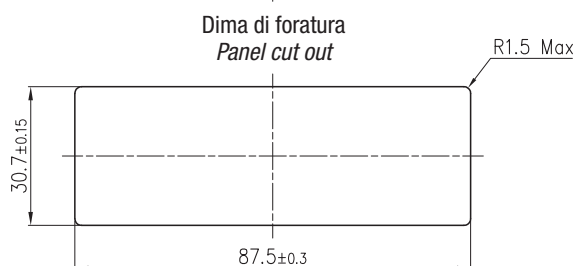
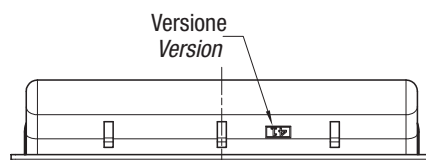
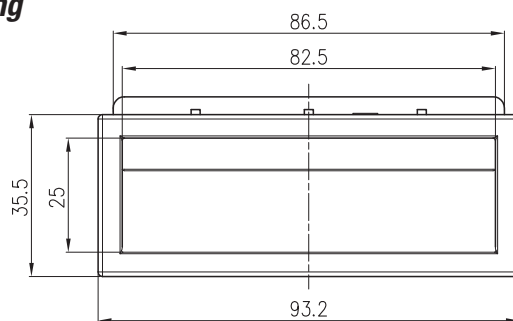
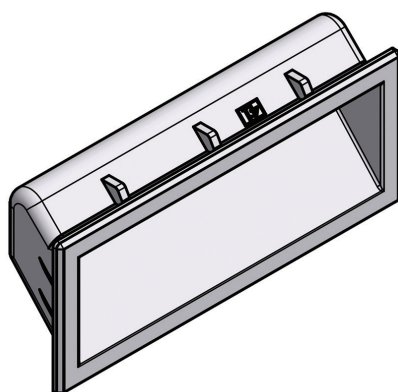


Codice Part Number	Spessore pannello mm Panel thickness mm
FH725.1PN	1,5
FH725.2PN	2

E7.4* - Maniglia / Handle

Materiali e finitura - Materials and finishing

ABS nero
Black ABS

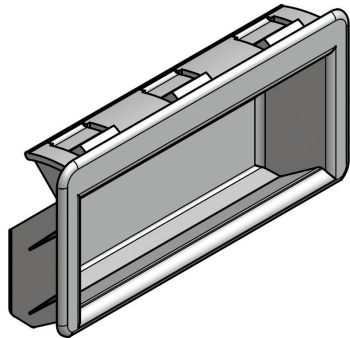
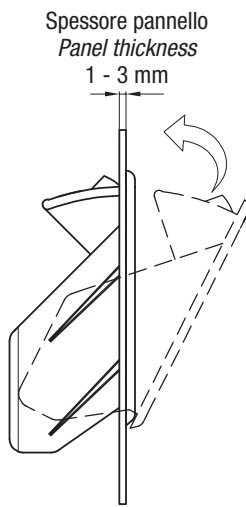
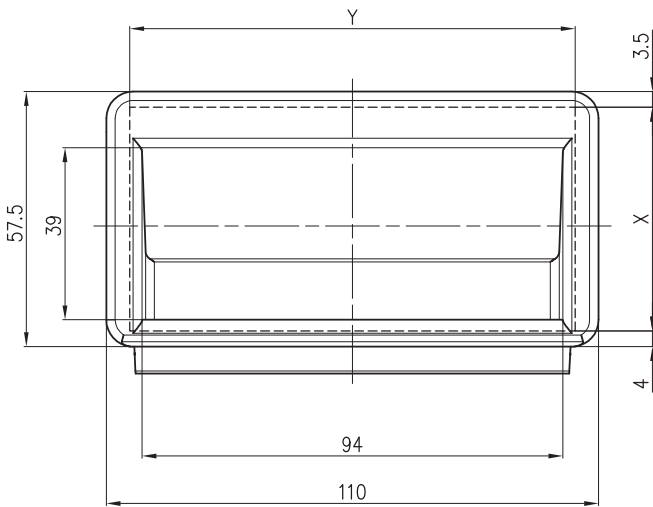


Codice Part Number	Spessore pannello mm Panel thickness mm
E7.41	1,0 - 1,4
E7.42	1,4 - 1,8
E7.43	1,8 - 2,1
E7.44	2,1 - 2,5

Maniglia / Handle - 3301.01

Materiali e finitura - *Materials and finishing*

ABS nero
Black ABS

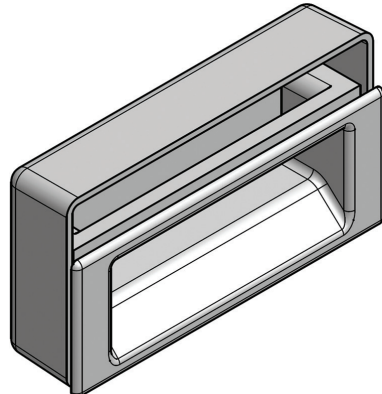
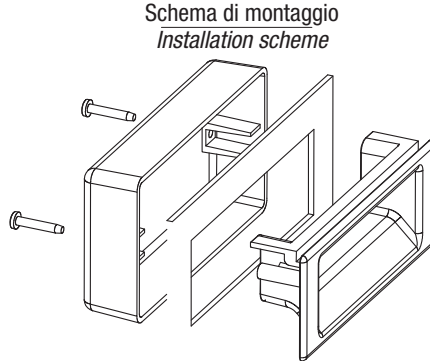
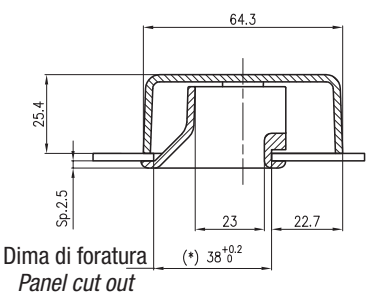
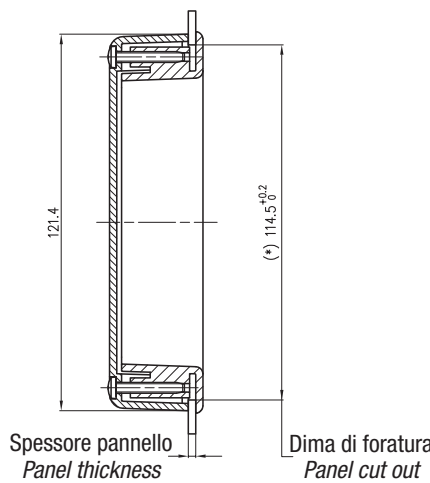
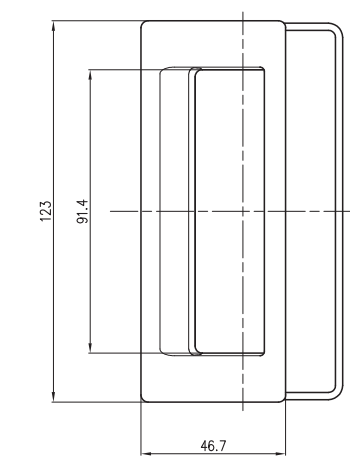


Codice Part Number	Spessore pannello mm Panel thickness mm	X	Y
3301.01	1,5 - 2	49,8	99,5
3301.02	2 - 3	50	99,5

Maniglia / Handle - 3305.*

Materiali e finitura - *Materials and finishing*

ABS nero
Black ABS



Codice Part Number	Spessore pannello mm Panel thickness mm
3305.01	1,0 - 1,8
3305.02	1,8 - 3,3
3305.03	3,3 - 4,8
3305.04	4,8 - 6,3

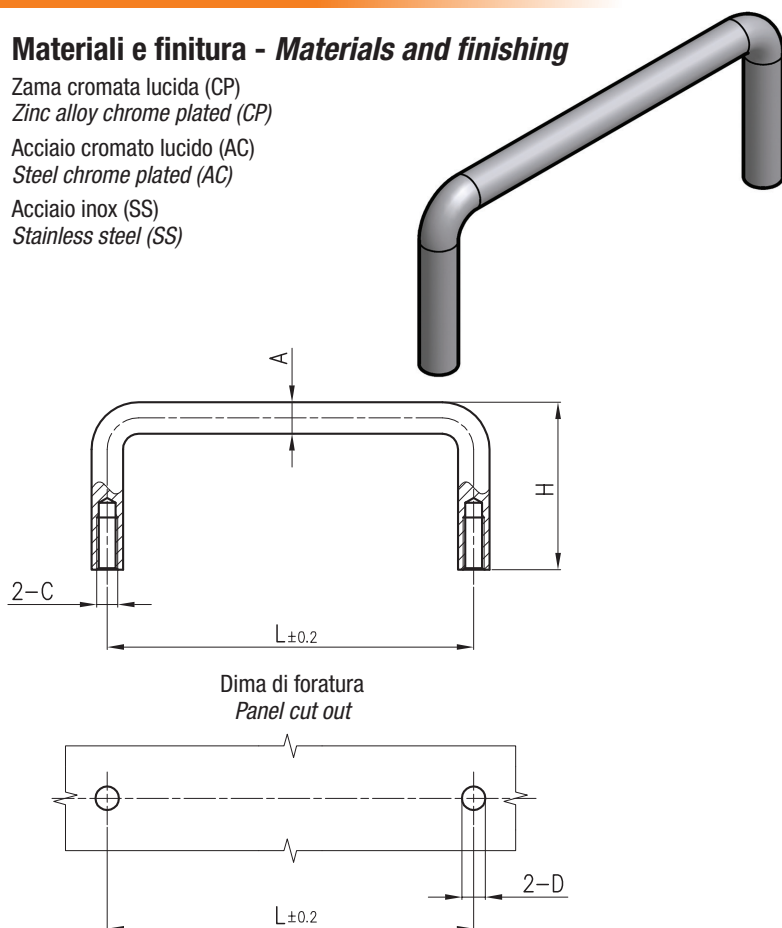
FH511.* - Maniglia / Handle

Materiali e finitura - Materials and finishing

Zama cromata lucida (CP)
Zinc alloy chrome plated (CP)

Acciaio cromato lucido (AC)
Steel chrome plated (AC)

Acciaio inox (SS)
Stainless steel (SS)

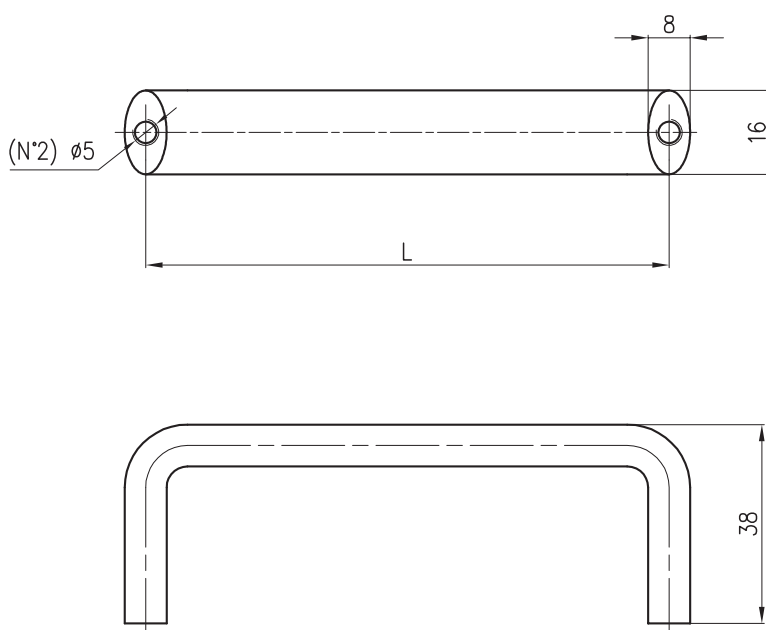
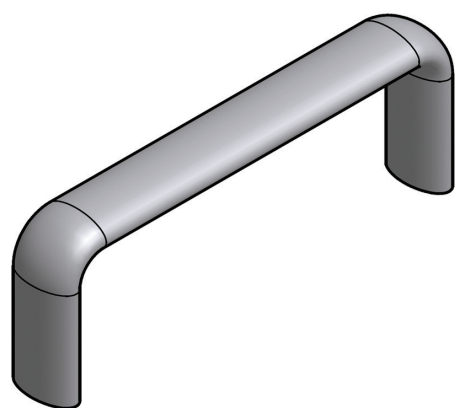


Codice Part Number	L	A	H	C	D
FH511.180.1CP	80	12	45	M5	Ø7
FH511.120.1CP	120	10	37	M6	Ø7
FH511.101.1CP	101	9	29	M5	Ø7
FH511.160.1*	160	9	40	M5	Ø6
FH511.155.1*	155	9	32	M5	Ø6
FH511.149.1*	149	9	40	M5	Ø6
FH511.135.1*	135	9	32	M5	Ø6
FH511.119.1*	119	9	40	M5	Ø6
FH511.100.1*	100	9	32	M5	Ø6
FH511.90.1*	90	9	32	M5	Ø6
FH511.150.2*	150	8	40	M5	Ø6
FH511.100.2*	100	8	32	M5	Ø6
FH511.75.2*	75	8	40	M5	Ø6
FH511.138.3*	138	6	32	M4	Ø4,5
FH511.122.3*	122	6	32	M4	Ø4,5
FH511.102.3*	102	6	32	M4	Ø4,5
FH511.90.3*	90	6	32	M4	Ø4,5
FH511.82.3*	82	6	26	M4	Ø4,5
FH511.70.3*	70	6	32	M4	Ø4,5
FH511.60.3*	60	6	26	M4	Ø4,5
FH511.55.3*	55	6	26	M4	Ø4,5

FH516.* - Maniglia / Handle

Materiali e finitura - Materials and finishing

Alluminio verniciato nero
Aluminum black powder coated

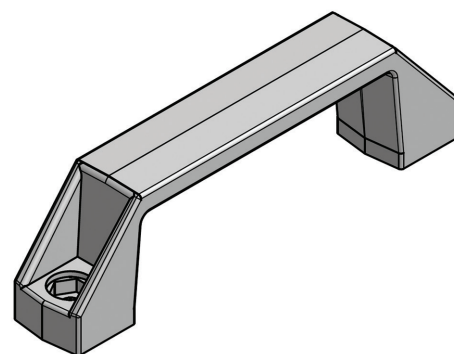
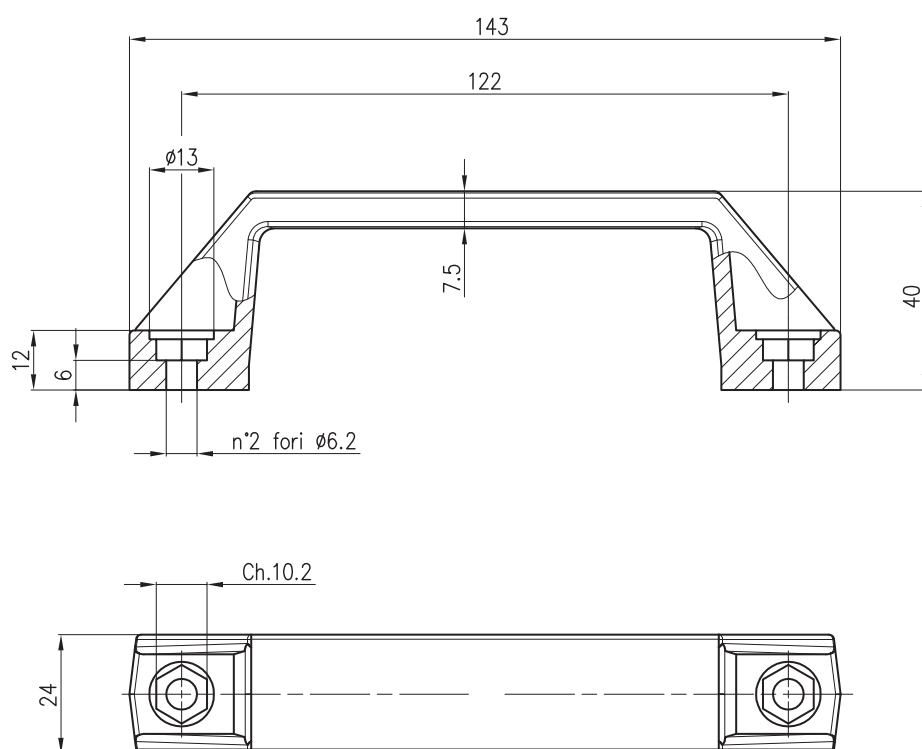


Codice Part Number	L
FH516.75	75
FH516.100	100
FH516.125	125
FH516.150	150
FH516.175	175

Maniglia / Handle - E7.PL006.6

Materiali e finitura - Materials and finishing

Plastica nera
Black plastic

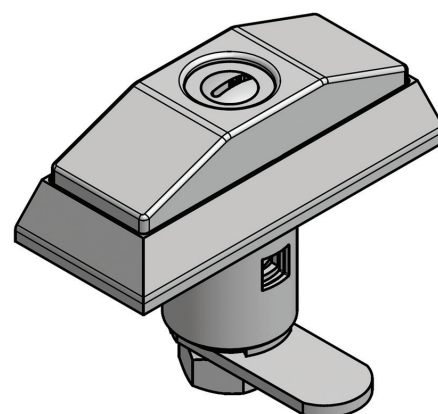
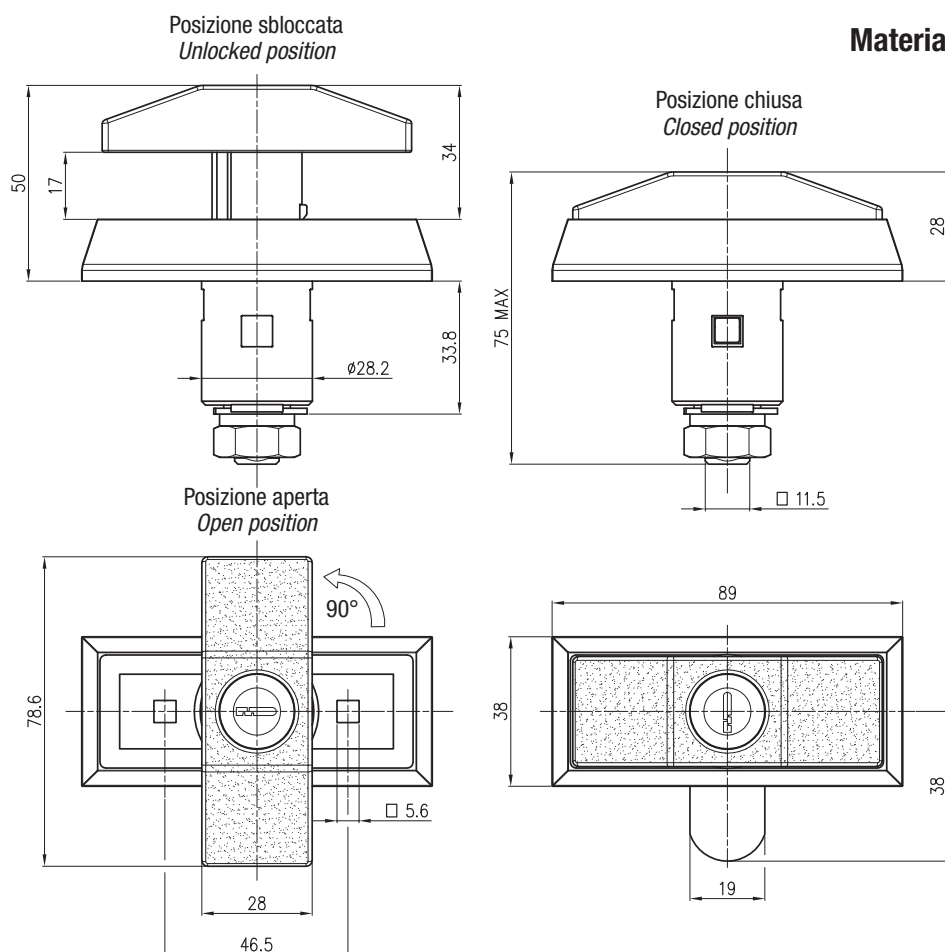


Codice
Part Number
E7.PL006.6

Maniglia / Handle - FL50.6.AC

Materiali e finitura - Materials and finishing

Zama cromata
Zinc alloy chrome plated



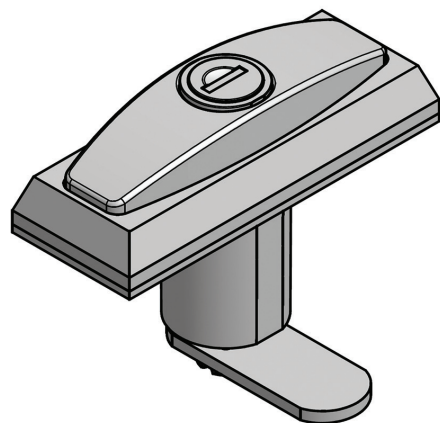
Codice
Part Number
FL50.6.AC

FL023.5.* - Maniglia / Handle

Materiali e finitura - Materials and finishing

Zama nichelata / Zinc alloy nickel plated (NP)

Zama cromata / Zinc alloy chrome plated (AC)

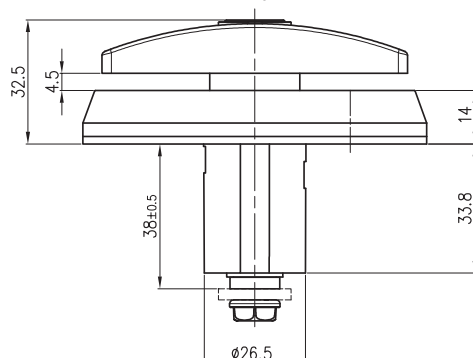


Codice
Part Number

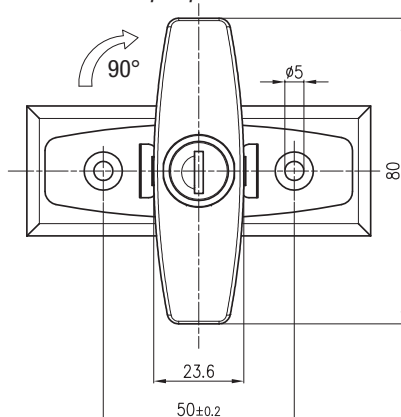
FL023.5.NP

FL023.5.AC

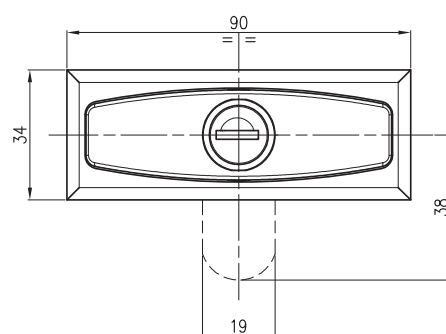
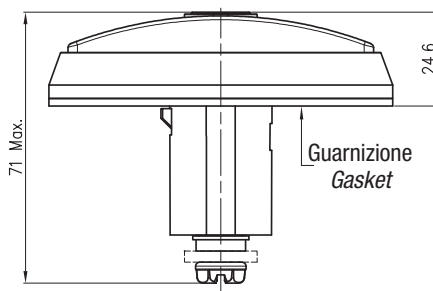
Posizione sbloccata
Unlocked position



Posizione aperta
Open position



Posizione chiusa
Closed position



FH101.1.1*W - Maniglia / Handle

Materiali e finitura - Materials and finishing

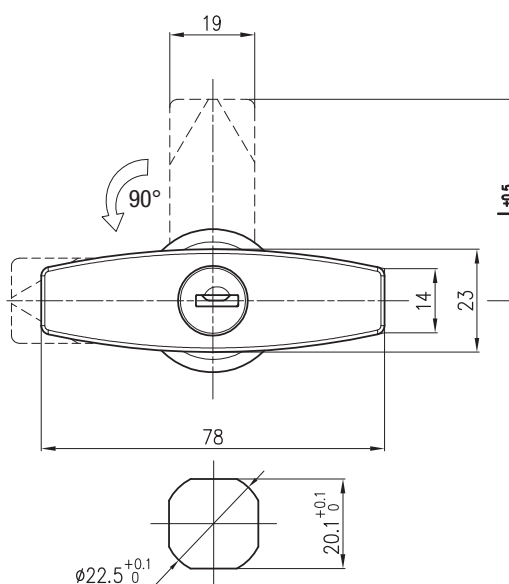
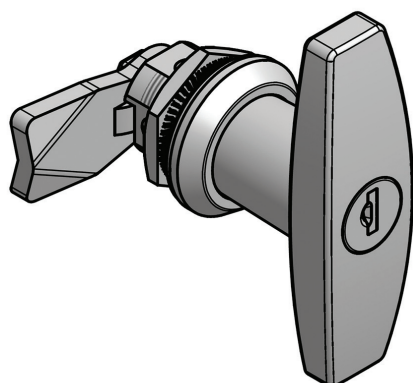
Maniglia in zama / Handle in zinc alloy

cromata (AC), verniciata nera (BK)

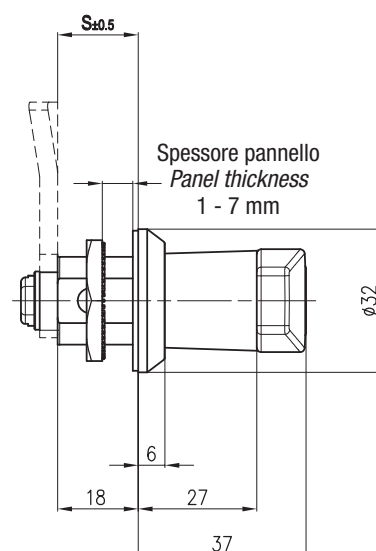
chrome plated (AC), black powder coated (BK)

Levetta / Cam

acciaio zincato / steel zinc plated



Dima di foratura
Panel cut out



Codice
Part Number

Versione
Version

FH101.1.1ACW Con serratura/With lock

FH101.1.1BKW Con serratura/With lock

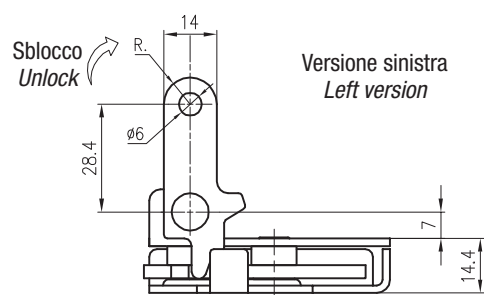
FH101.1.10ACW Senza serratura/Without lock

FH101.1.10BKW Senza serratura/Without lock

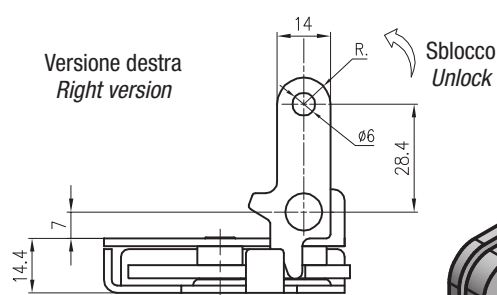
Maniglia / Handle - 82401*

Materiali e finitura - Materials and finishing

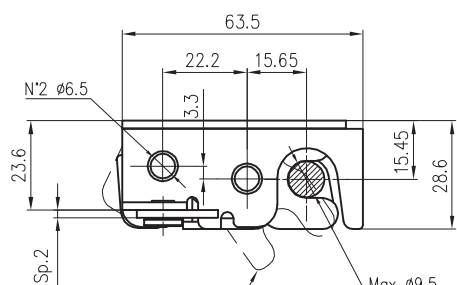

Acciaio zincato
Steel zinc plated



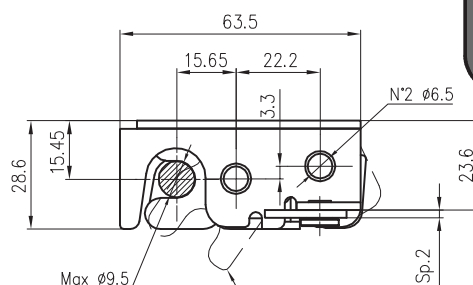
Versione sinistra
Left version



Versione destra
Right version



Posizione sbloccata
Unlocked position



Posizione sbloccata
Unlocked position

Codice
Part Number

82401R

82401L

Versione
Version

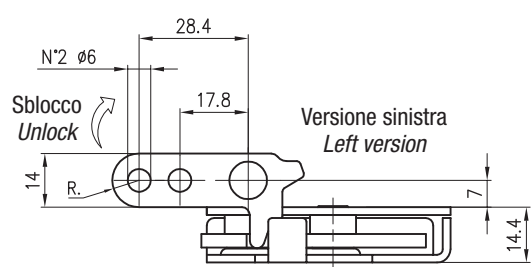
Destra/Right

Sinistra/Left

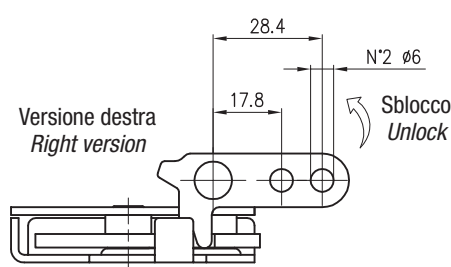
Maniglia / Handle - 82402*

Materiali e finitura - Materials and finishing

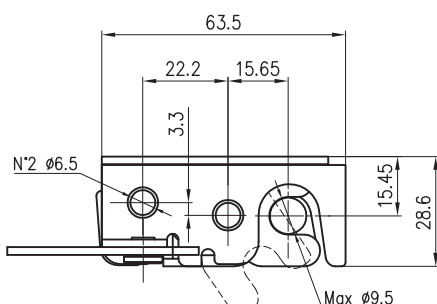
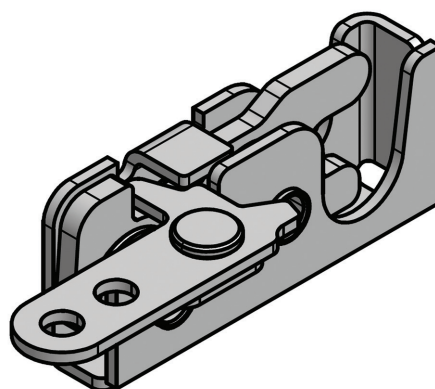
Acciaio zincato
Steel zinc plated



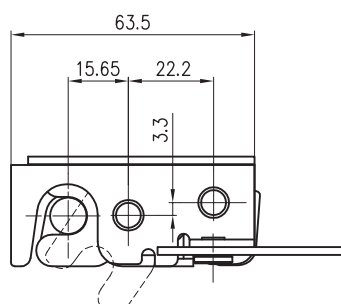
Versione sinistra
Left version



Versione destra
Right version



Posizione sbloccata
Unlocked position



Posizione sbloccata
Unlocked position

Codice
Part Number

82402R

82402L

Versione
Version

Destra/Right

Sinistra/Left

10602*.BK - Maniglia / Handle

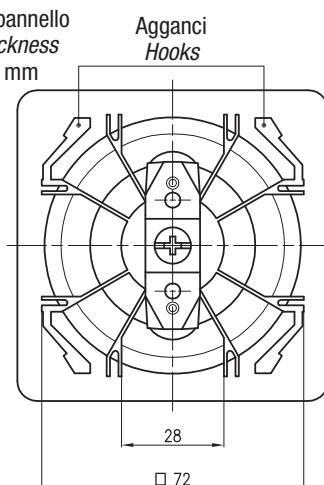
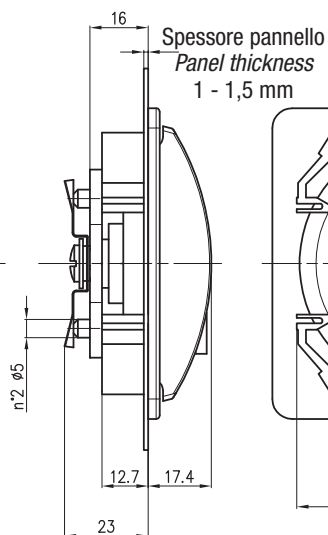
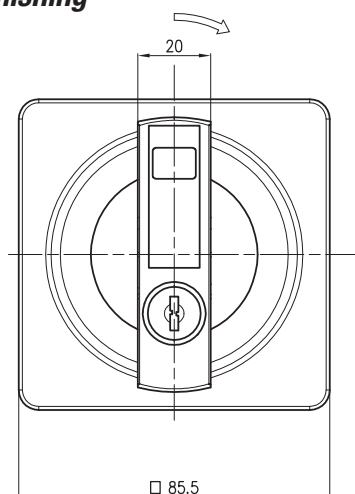
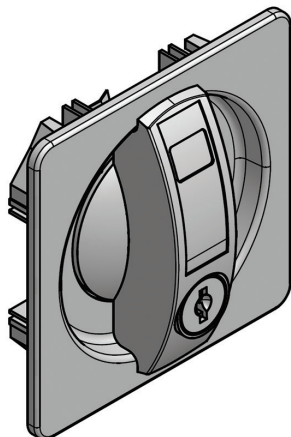
Materiali e finitura - Materials and finishing

Corpo / Body

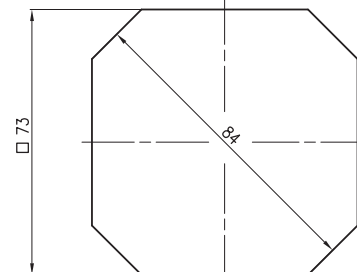
plastica nera / black plastic

Leva maniglia / Handle

zama cromata lucida / zinc alloy chrome plated



Dima di foratura
Panel cut out



Codice
Part Number

Versione
Version

10602A.BK

Con serratura/With lock

10602B.BK

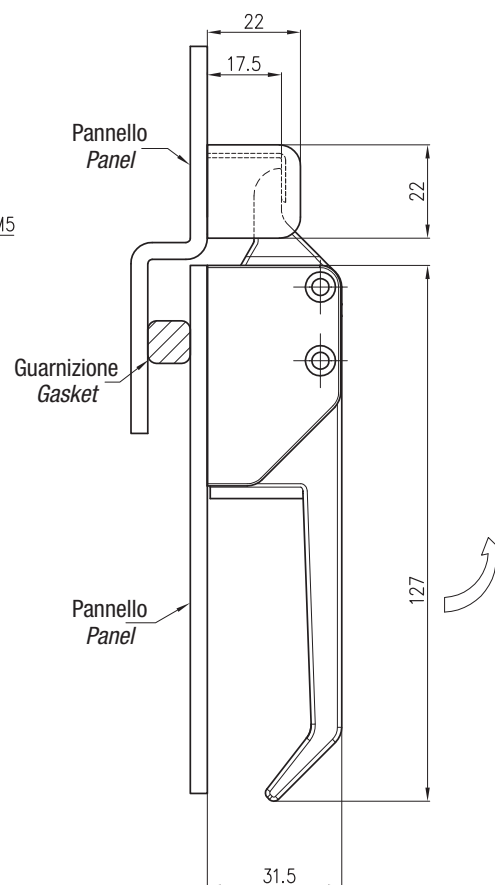
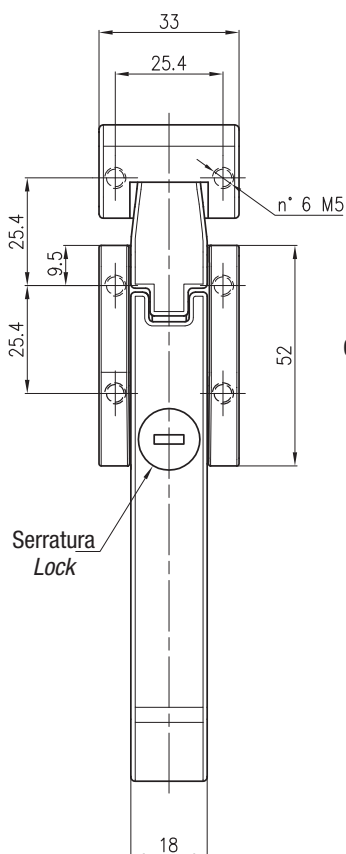
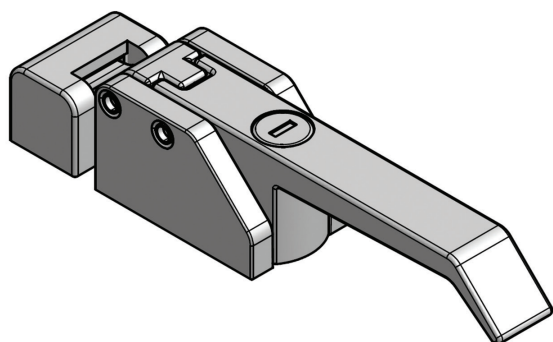
Senza serratura/Without lock

FH615*.BK - Maniglia / Handle

Materiali e finitura - Materials and finishing

Zama verniciata nera

Zinc alloy black powder coated



Codice
Part Number

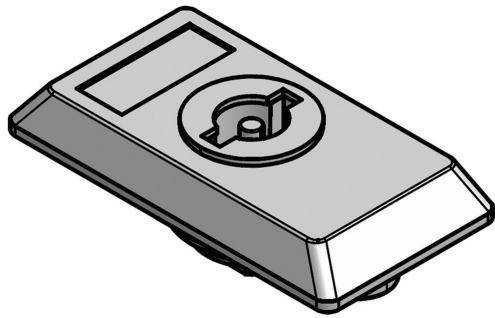
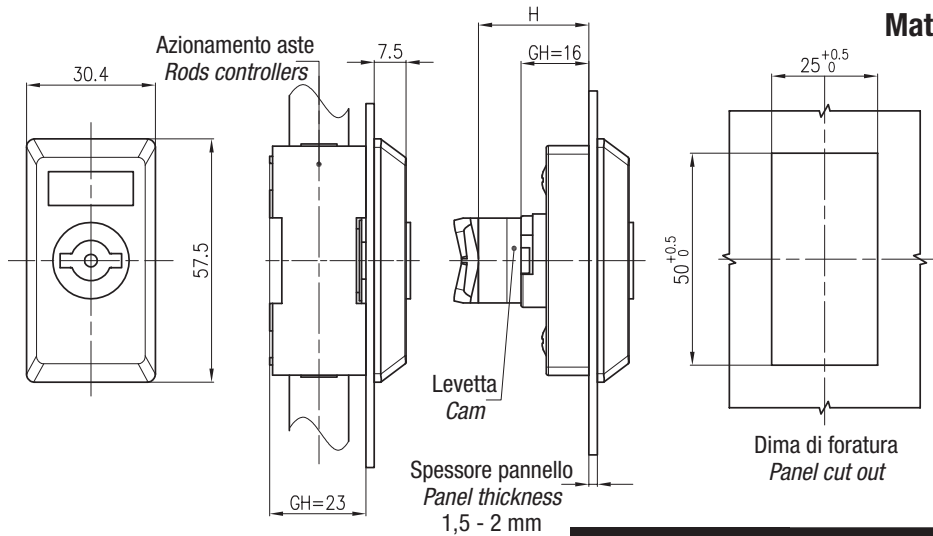
Versione
Version

FH615.1BK

Con serratura/With lock

FH615.2BK

Senza serratura/Without lock



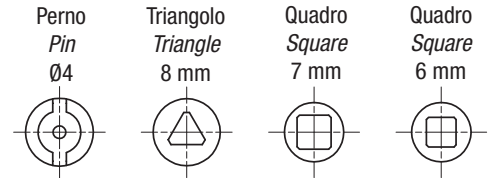
Materiali e finitura - Materials and finishing

Corpo / Body

plastica nera / black plastic

Aste e levetta / Drive bars and cam
acciaio zincato bianco / steel zinc plated

Cilindro / Cylinder
zama cromata lucida / zinc alloy chrome plated



Codice Part Number	Azionamento aste/levetta Drive bars/cam	Cilindro Cylinder
FH875.1A.1	Aste/Bars - Mb05	Perno/Pin Ø4
FH875.1A.2	Aste/Bars - Mb05	Triangolo/Triangle 8 mm
FH875.1A.3	Aste/Bars - Mb05	Quadro/Square 7 mm
FH875.1A.4	Aste/Bars - Mb05	Quadro/Square 6 mm
FH875.2A.1	Levetta/Cam - Mb92	Perno/Pin Ø4
FH875.2A.2	Levetta/Cam - Mb92	Triangolo/Triangle 8 mm
FH875.2A.3	Levetta/Cam - Mb92	Quadro/Square 7 mm
FH875.2A.4	Levetta/Cam - Mb92	Quadro/Square 6 mm

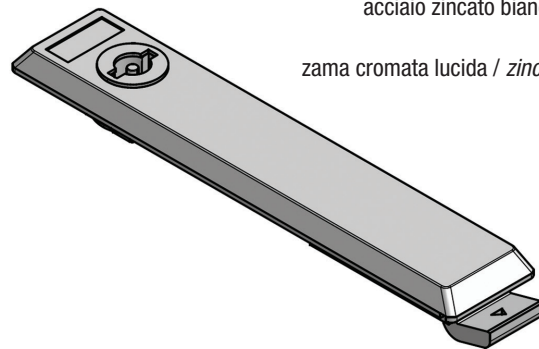
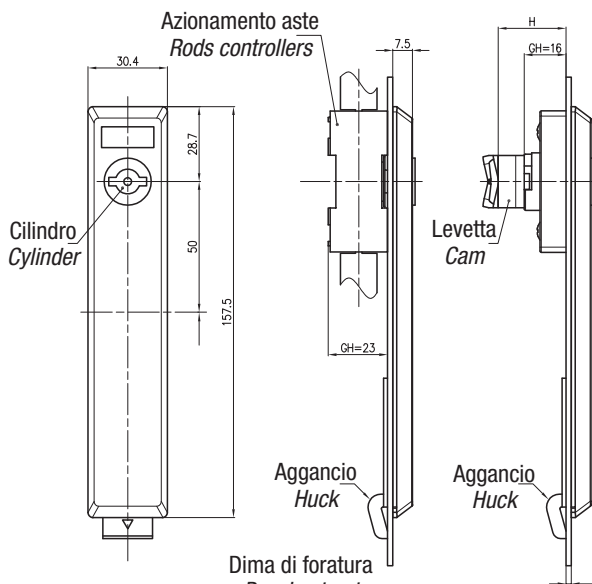
Materiali e finitura - Materials and finishing

Corpo / Body

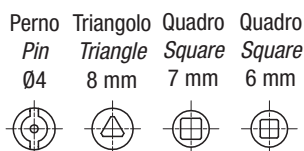
plastica nera / black plastic

Aste e levetta / Drive bars and cam
acciaio zincato bianco / steel zinc plated

Cilindro / Cylinder
zama cromata lucida / zinc alloy chrome plated



Codice Part Number	Azionamento aste/levetta Drive bars/cam	Cilindro Cylinder
FH875.1.1	Aste/Bars - Mb04	Perno/Pin Ø4
FH875.1.2	Aste/Bars - Mb04	Triangolo/Triangle 8 mm
FH875.1.3	Aste/Bars - Mb04	Quadro/Square 7 mm
FH875.1.4	Aste/Bars - Mb04	Quadro/Square 6 mm
FH875.2.1	Levetta/Cam - Mb92	Perno/Pin Ø4
FH875.2.2	Levetta/Cam - Mb92	Triangolo/Triangle 8 mm
FH875.2.3	Levetta/Cam - Mb92	Quadro/Square 7 mm
FH875.2.4	Levetta/Cam - Mb92	Quadro/Square 6 mm

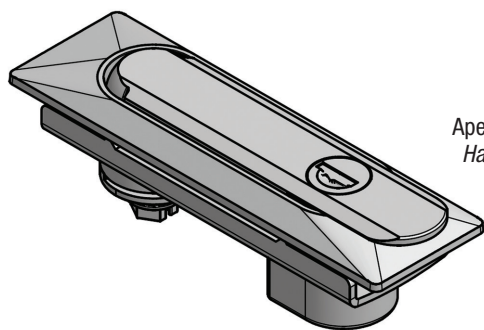


FH1201.1* - Maniglia / Handle

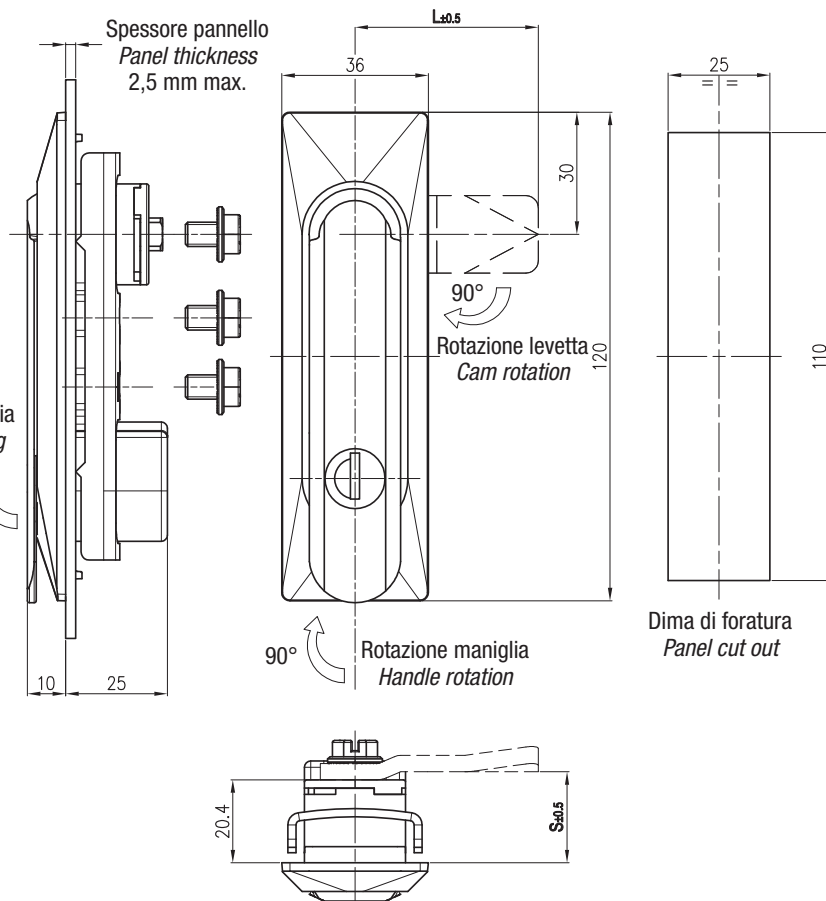
Materiali e finitura - Materials and finishing

Zama verniciata nera / Zinc alloy black powder coated (BK)

Plastica nera / Black plastic (PN)



Apertura maniglia
Handle opening



Codice
Part Number

FH1201.1BK

FH1201.1PN

FH840.* - Maniglia / Handle

Materiali e finitura - Materials and finishing

Corpo / Body

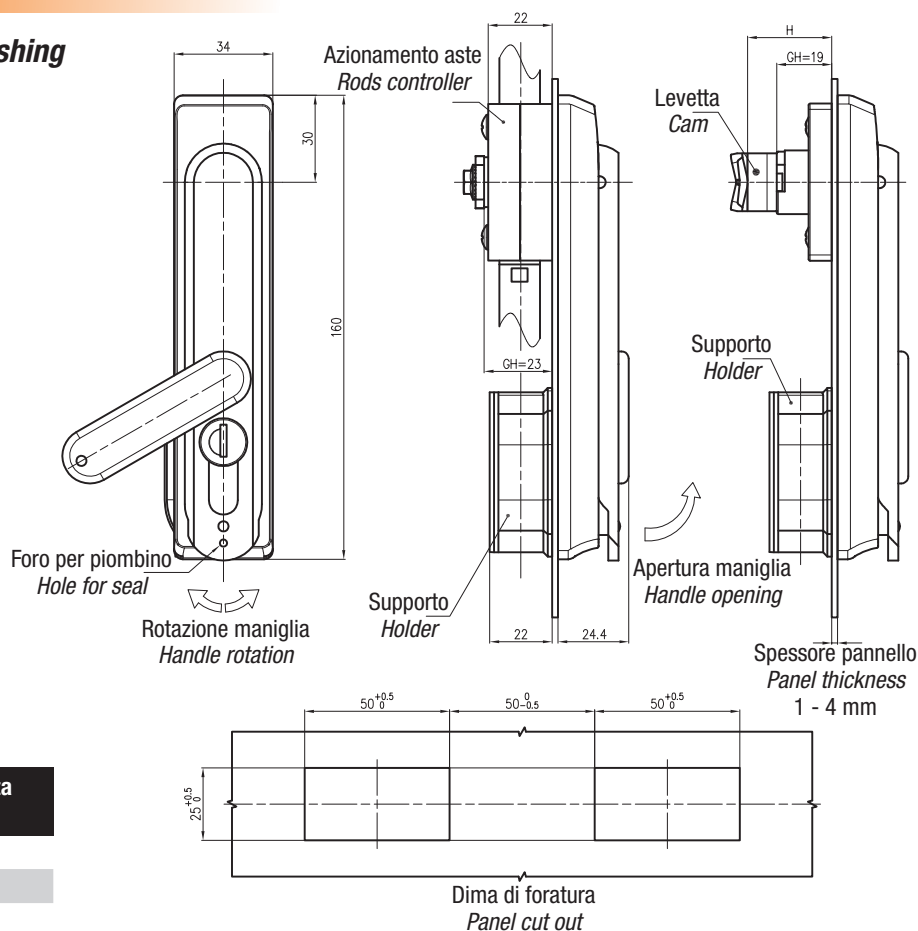
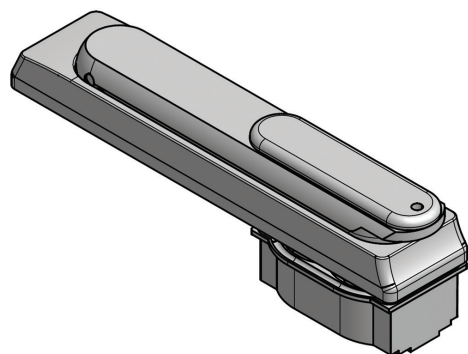
Zama verniciata nera / Zinc alloy black powder coated

Aste e levetta / Drive bars and cam

acciaio zincato bianco / steel zinc plated

Cilindro / Cylinder

zama cromata lucida / zinc alloy chrome plated



Codice
Part Number

Azionamento aste/levetta
Drive bars/cam

FH840.1

Aste/Bars - Mb01

FH840.1.2

Aste/Bars - Mb02

FH840.2

Levetta/Cam - Mb90

Materiali e finitura - Materials and finishing

Corpo / Body

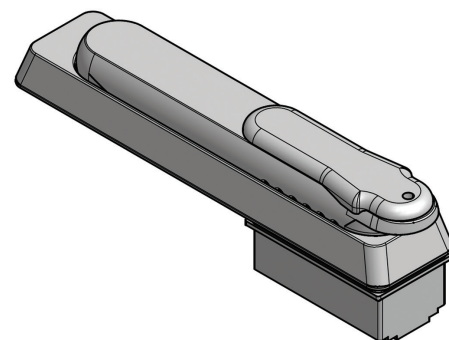
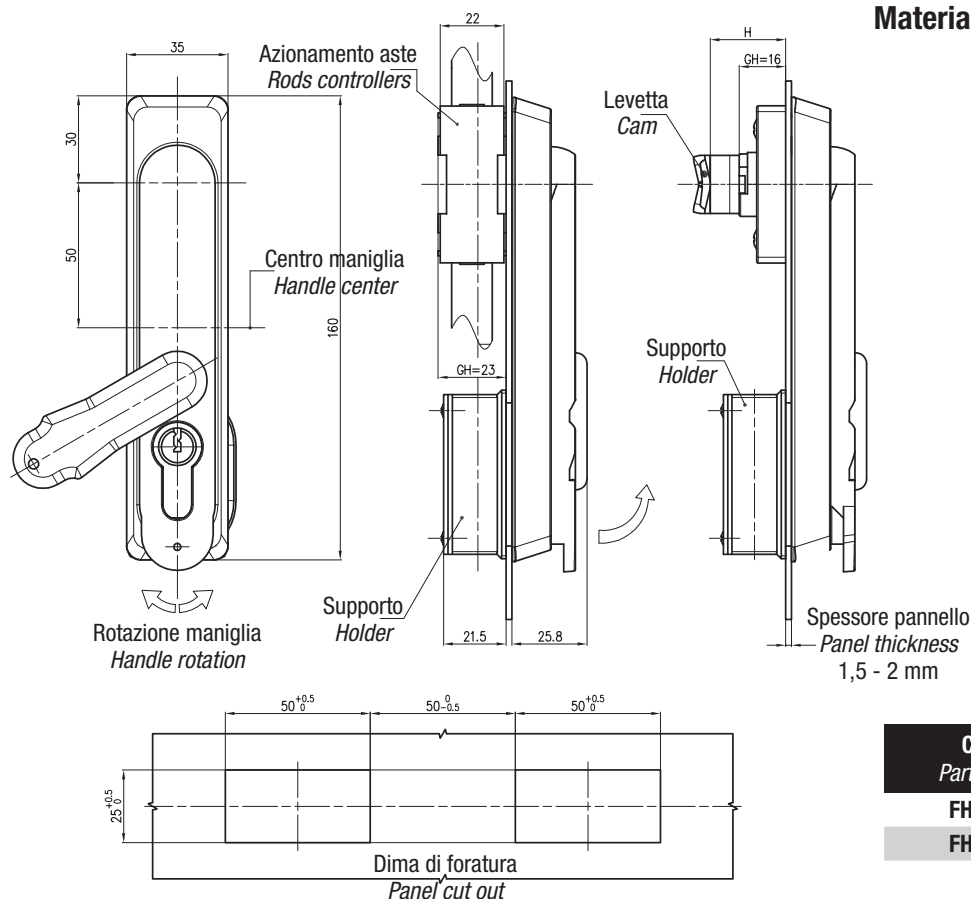
plastica nera / black plastic

Aste e levetta / Drive bars and cam

acciaio zincato bianco / steel zinc plated

Cilindro / Cylinder

zama cromata lucida / zinc alloy chrome plated



Codice Part Number	Azionamento aste/levetta Drive bars/cam
FH840.1A	Aste/Bars - Mb04
FH840.2A	Levetta/Cam - Mb90

Materiali e finitura - Materials and finishing

Corpo / Body

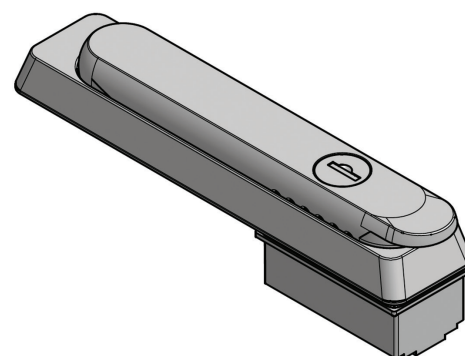
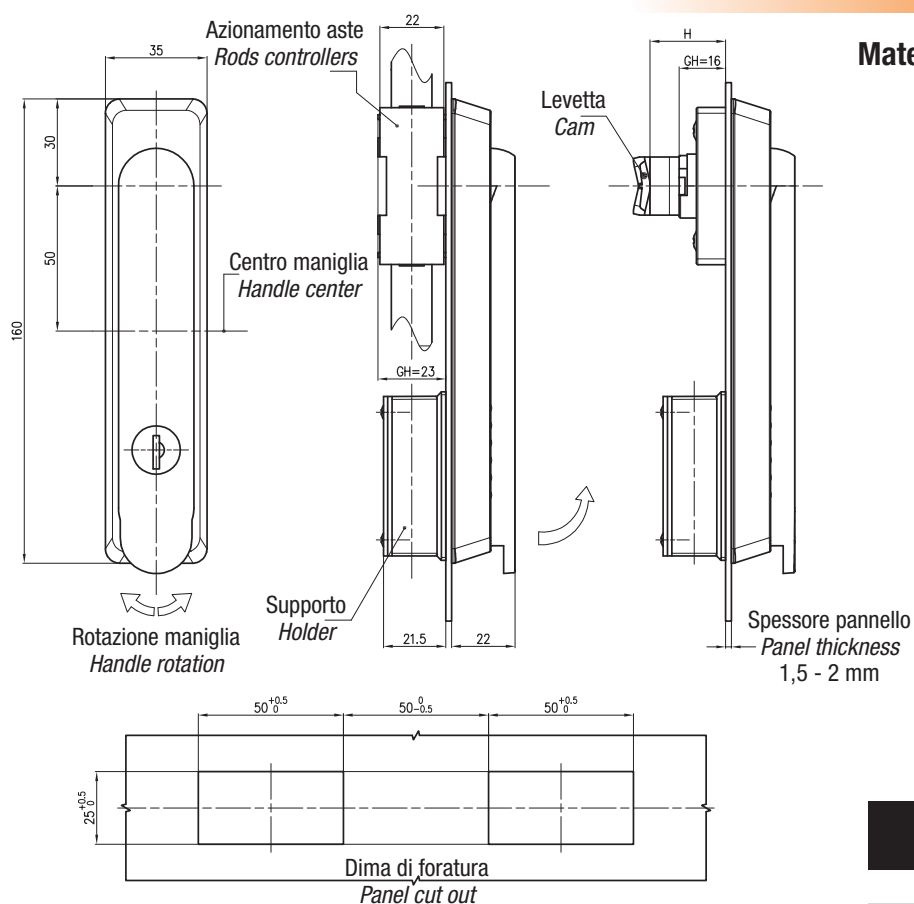
plastica nera / black plastic

Aste e levetta / Drive bars and cam

acciaio zincato bianco / steel zinc plated

Cilindro / Cylinder

zama cromata lucida / zinc alloy chrome plated



Codice Part Number	Azionamento aste/levetta Drive bars/cam
FH840.1B	Aste/Bars - Mb04
FH840.2B	Levetta/Cam - Mb90

FH840.*C - Maniglia / Handle

Materiali e finitura - *Materials and finishing*

Corpo / Body

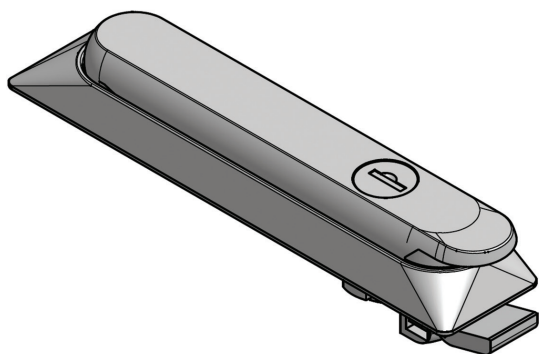
plastica nera / *black plastic*

Aste e levetta / Drive bars and cam

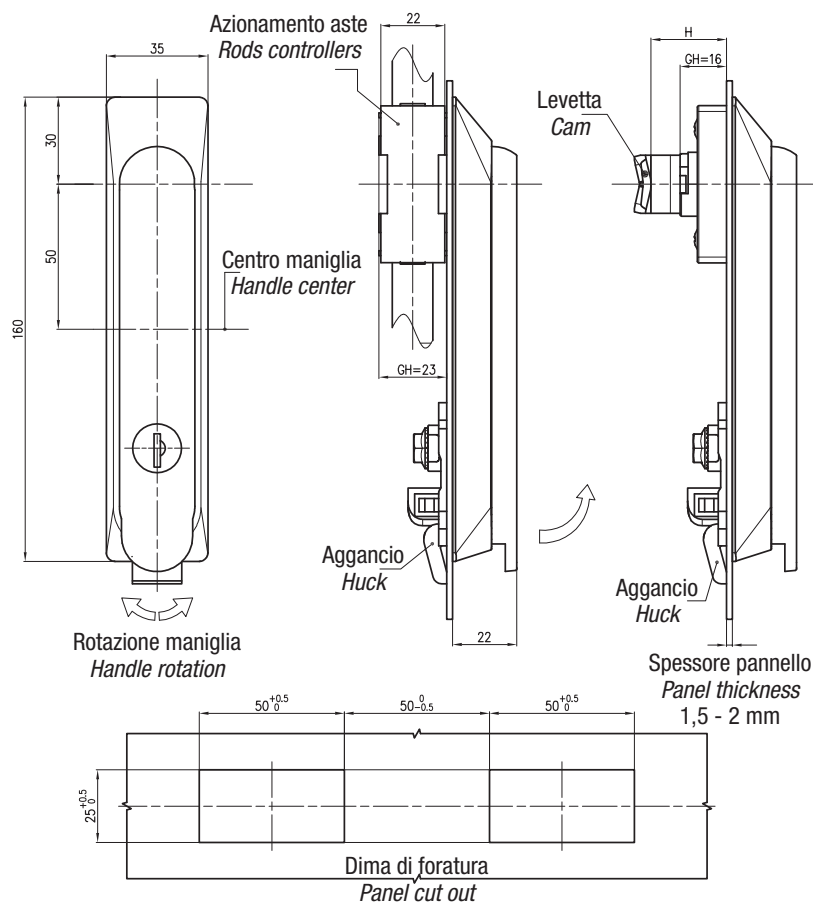
acciaio zincato bianco / *steel zinc plated*

Cilindro / *Cylinder*

zama cromata lucida / *zinc alloy chrome plated*



Codice <i>Part Number</i>	Azionamento aste/levetta <i>Drive bars/cam</i>
FH840.1C	Aste/ <i>Bars</i> - Mb04
FH840.2C	Levetta/ <i>Cam</i> - Mb92



FH848.* - Maniglia / Handle

Materiali e finitura - *Materials and finishing*

Corpo / Body

plastica nera / *black plastic*

Aste e levetta / Drive bars and cam

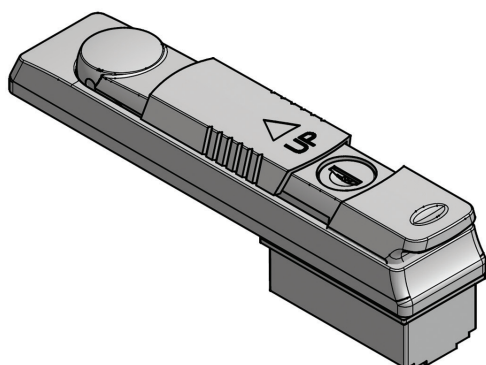
acciaio zincato bianco / *steel zinc plated*

Cilindro / Cylinder

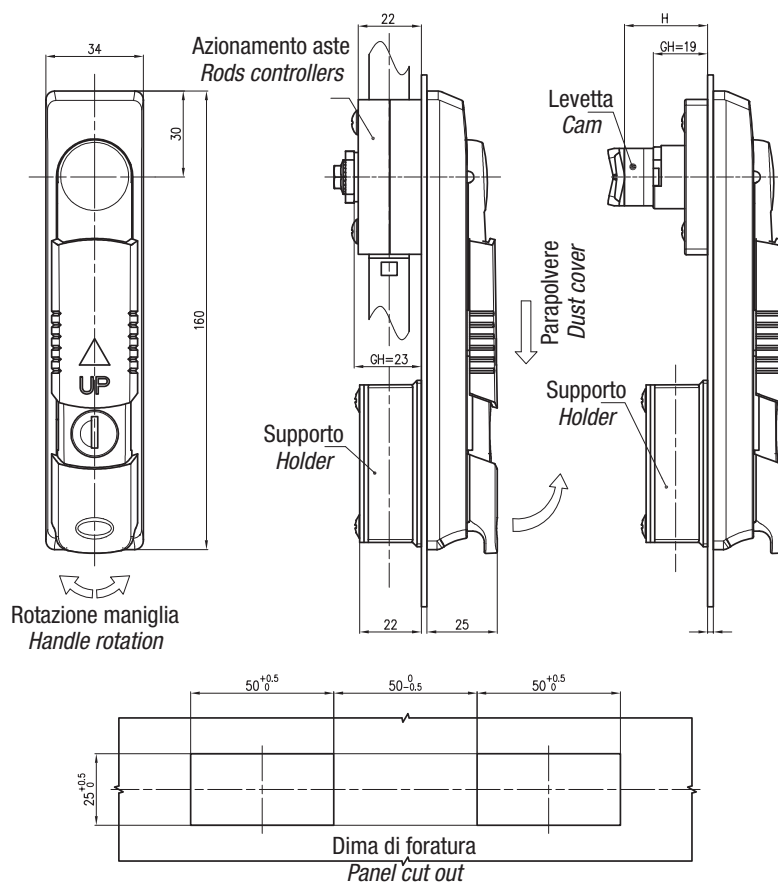
zama cromata lucida / *zinc alloy chrome plated*

Parapolyvere / Dust cover

plastica nera / *black plastic*



Codice <i>Part Number</i>	Azionamento aste/levetta <i>Drive bars/cam</i>
FH848.1	Aste/ <i>Bars</i> - Mb01
FH848.2	Levetta/ <i>Cam</i> - Mb90



Maniglia / Handle - FH848.*B

Materiali e finitura - Materials and finishing

Corpo / Body

plastica nera / black plastic

Aste e levetta / Drive bars and cam

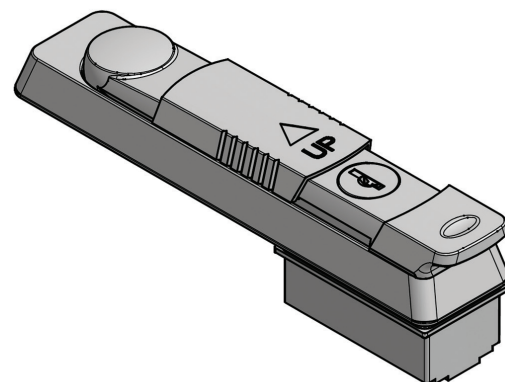
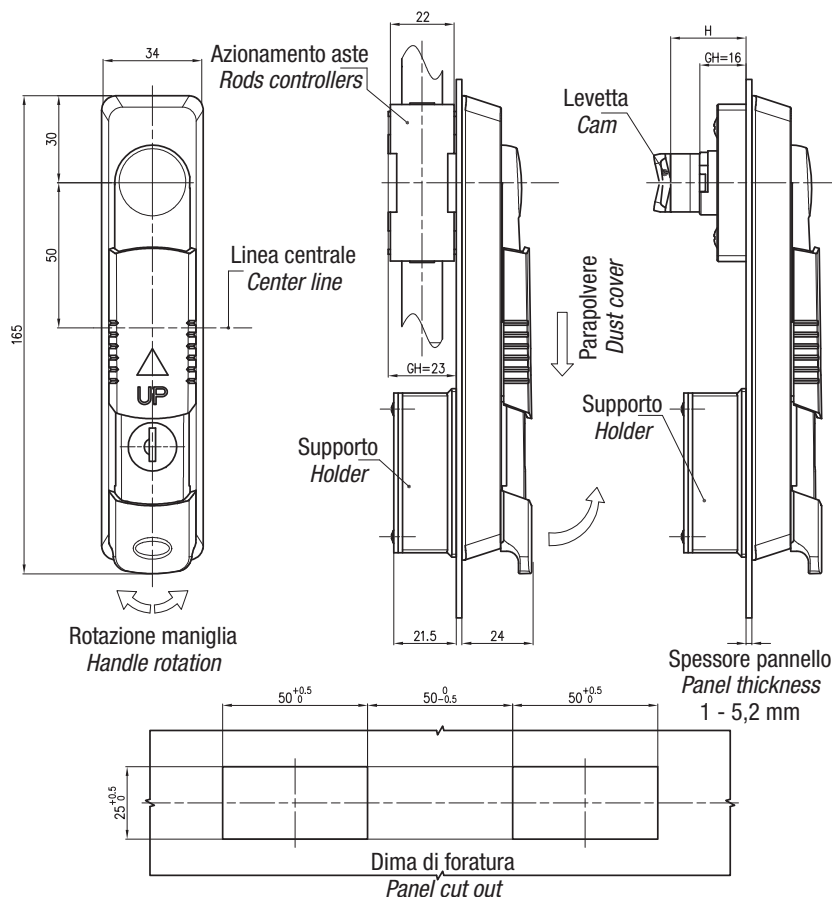
acciaio zincato bianco / steel zinc plated

Cilindro / Cylinder

zama cromata lucida / zinc alloy chrome plated

Parapolvere / Dust cover

plastica nera / black plastic



Codice Part Number	Azionamento aste/levetta Drive bars/cam
FH848.1B	Aste/Bars - Mb04
FH848.2B	Levetta/Cam - Mb92

Maniglia / Handle - FH861*.*

Materiali e finitura - Materials and finishing

Corpo / Body

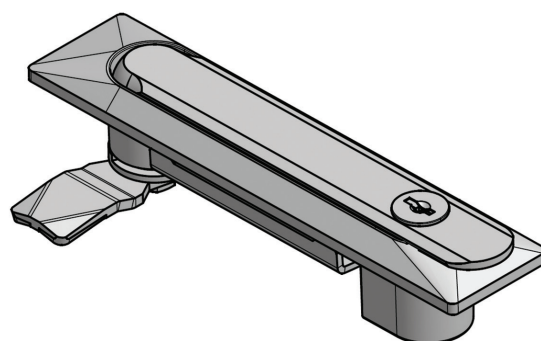
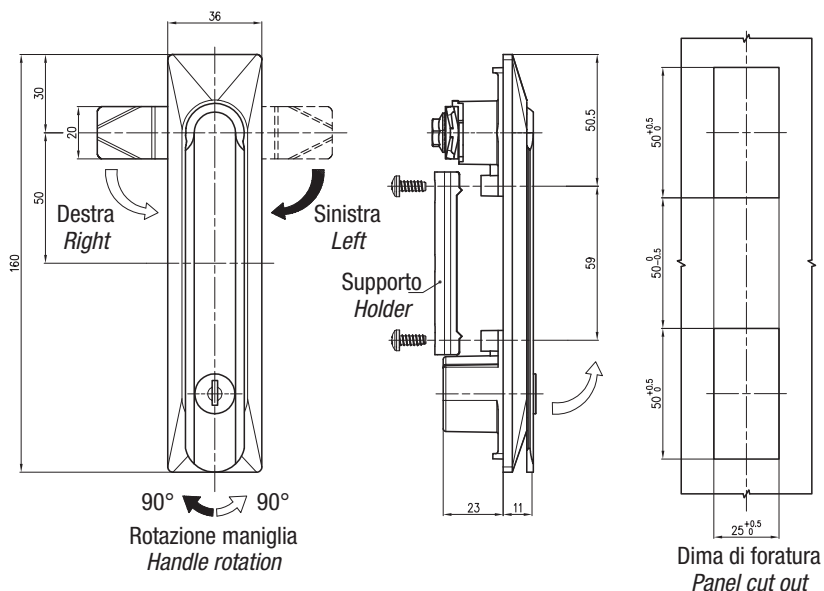
vedio tabella / see table

Aste e levetta / Drive bars and cam

acciaio zincato bianco / steel zinc plated

Cilindro / Cylinder

zama cromata lucida / zinc alloy chrome plated



Levette disponibili - vedi pag. 74 (ordinare separatamente)
Available cams: refer to page 74 (to be ordered separately)

Codice Part Number	Materiale base Material base	Materiale leva Material lever
FH861*.PN	Plastica nera/Black plastic	Plastica nera/Black plastic
FH861*.BK	Zama verniciata nera/Zinc alloy black powder	Zama verniciata nera/Zinc alloy black powder
FH861*.AC	Zama cromata lucida/Zinc alloy chrome plated	Zama cromata lucida/Zinc alloy chrome plated
FH861*.GR	Zama verniciata grigia/Zinc alloy grey powder	Zama verniciata grigia/Zinc alloy grey powder
FH861*.PBK	Plastica nera/Black plastic	Zama verniciata nera/Zinc alloy black powder
FH861*.PAC	Plastica nera/Black plastic	Zama cromata lucida/Zinc alloy chrome plated
FH861*.PGR	Plastica nera/Black plastic	Zama verniciata grigia/Zinc alloy grey powder

FH853.* - Maniglia / Handle

Materiali e finitura - Materials and finishing

Corpo / Body

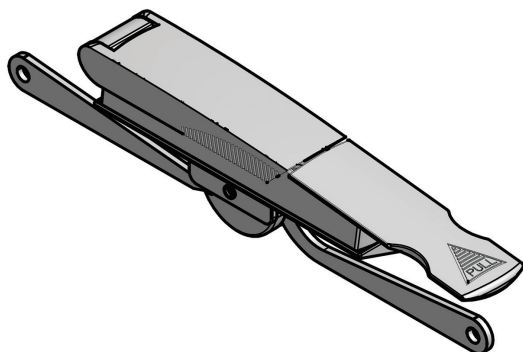
zama verniciata grigia / zinc alloy grey powder coated

Aste / Drive bars

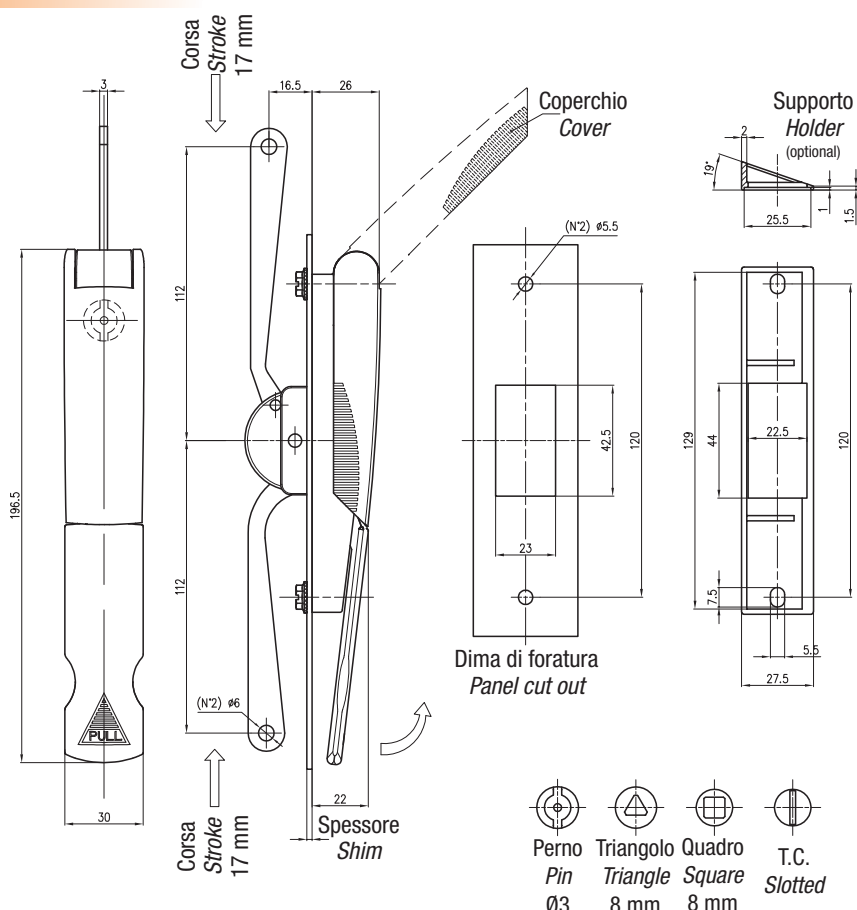
acciaio zincato bianco / steel zinc plated

Coperchio / Dust cover

polycarbonato / PC plastic



Codice Part Number	Cilindro Cylinder
FH853.1.1	Perno P3/Pin P3
FH853.1.2	Triangolo/Triangle 8 mm
FH853.1.3	Quadro/Square 8 mm
FH853.1.4	Taglio cacciavite/Slotted recess
FH853.2	Chiave/Key K04



FH876.1 - Maniglia / Handle

Materiali e finitura - Materials and finishing

Base corpo / Body base

plastica nera / black plastic

Leva corpo / Body lever

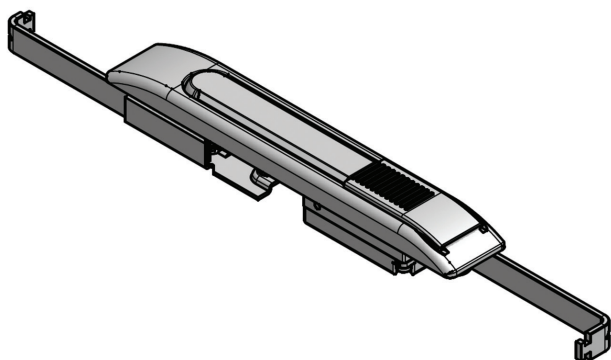
zama cromata lucida / zinc alloy chrome plated

Aste / Drive bars

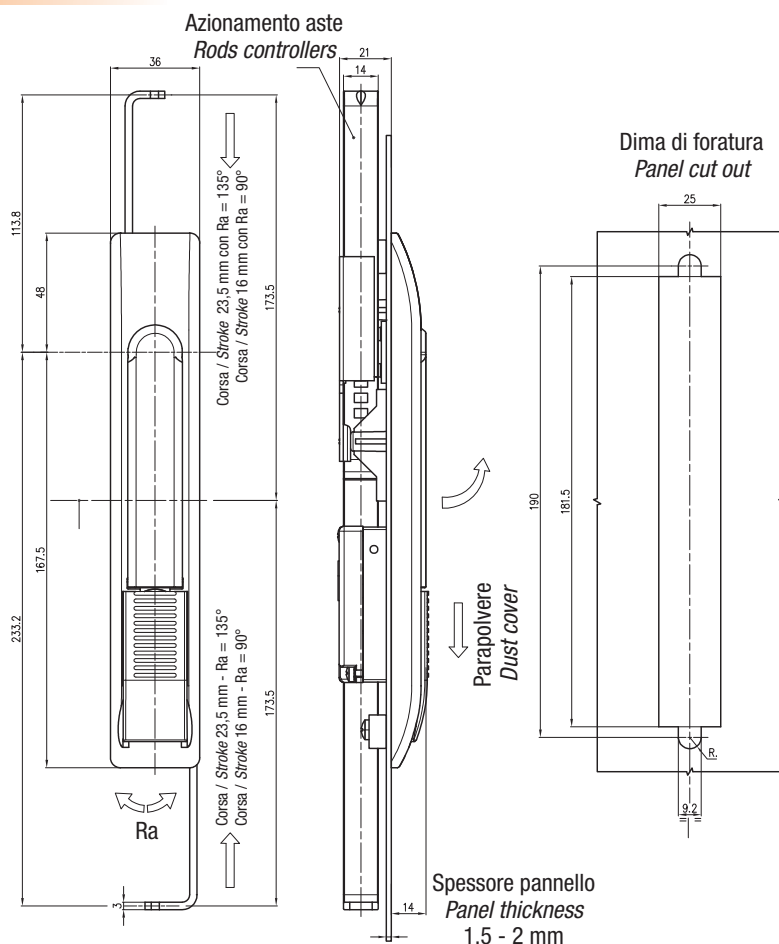
acciaio zincato bianco / steel zinc plated

Parapolvere / Dust cover

plastica nera / black plastic



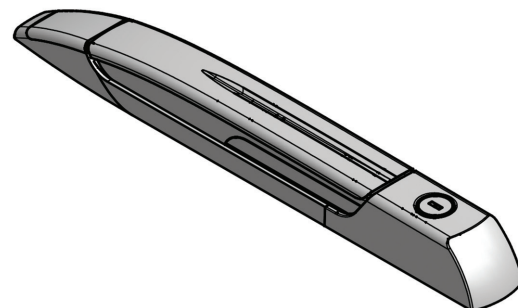
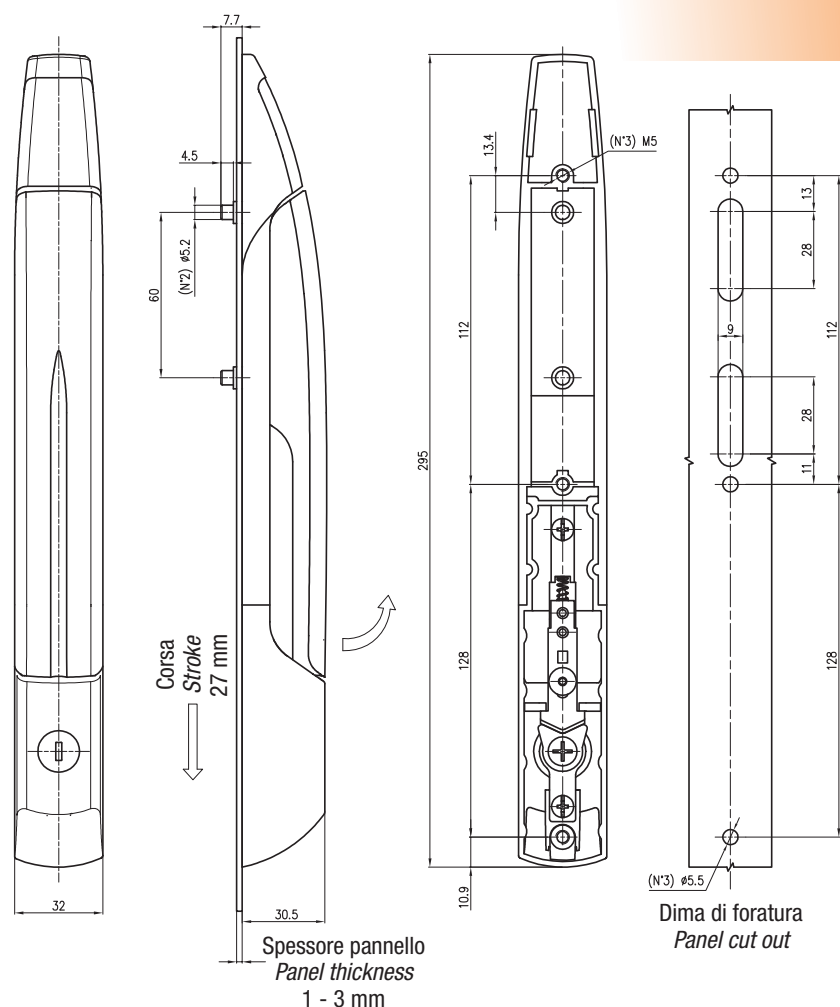
Codice Part Number
FH876.1



Maniglia / Handle - FH867

Materiali e finitura - Materials and finishing

Zama verniciata nera
Zinc alloy black powder coated

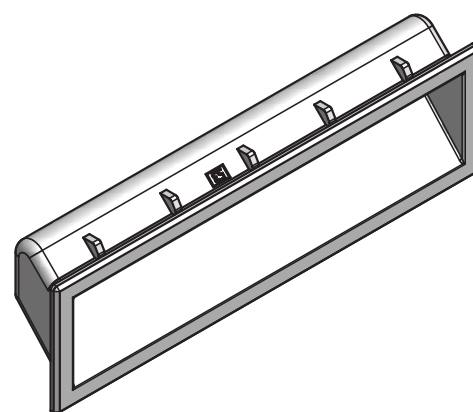
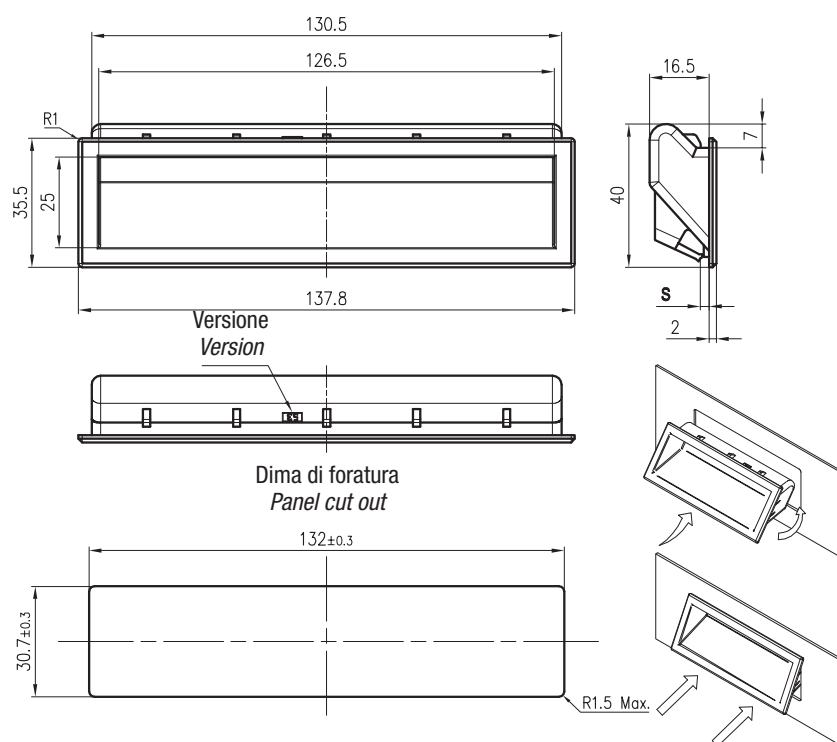


Codice
Part Number
FH867

Maniglia / Handle - E7.5*

Materiali e finitura - Materials and finishing

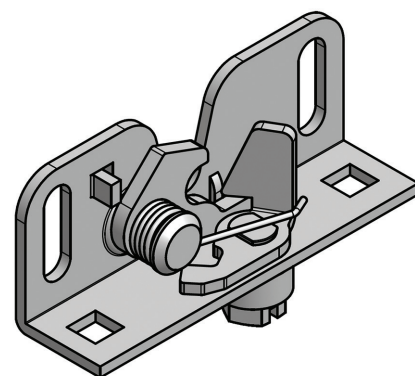
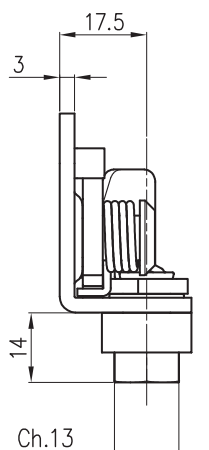
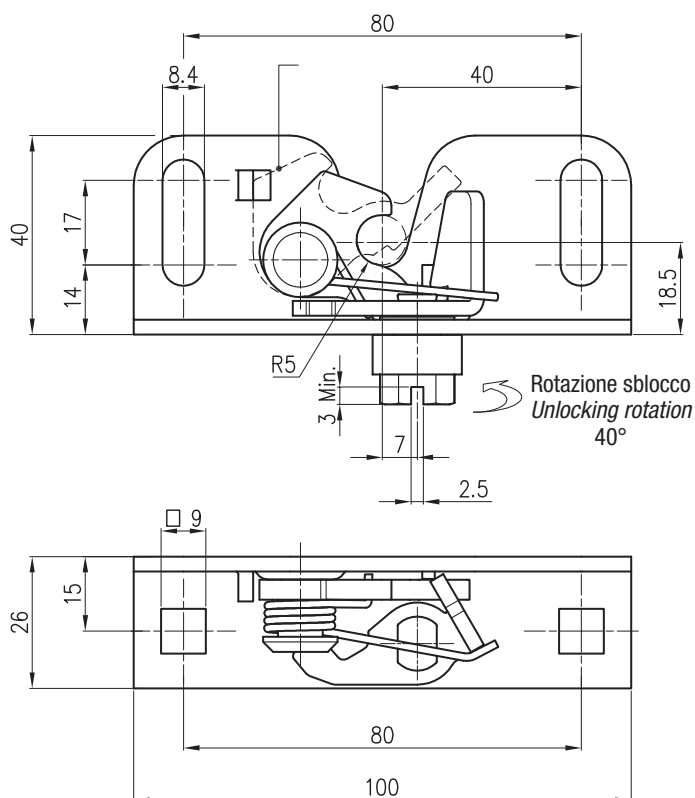
ABS nero
Black ABS



Codice Part Number	Spessore pannello mm Panel thickness mm
E7.51	1,0 - 1,4
E7.52	1,4 - 1,8
E7.53	1,8 - 2,1
E7.54	2,1 - 2,5

Materiali e finitura - Materials and finishing

Acciaio zincato
Steel zinc plated



Codice
Part Number

Versione
Version

E4.28.00.AZ

Senza taglio cacciavite/Without slotted recess

E4.28.01.AZ

Taglio cacciavite/Slotted recess

Materiali e finitura - Materials and finishing

Corpo / Body
PA6.6 +30GF

Maniglia a T / T handle
zama verniciata nera / zinc alloy black powder coated (PNN)
zama cromata lucida / zinc alloy chrome plated (PNB)

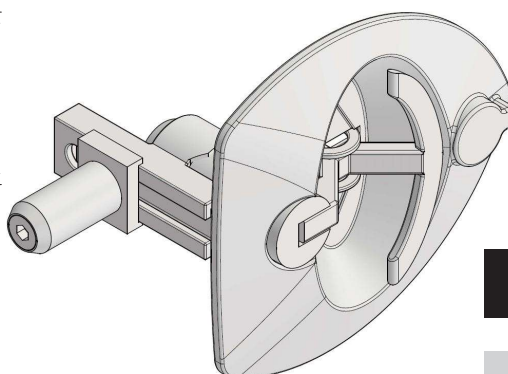
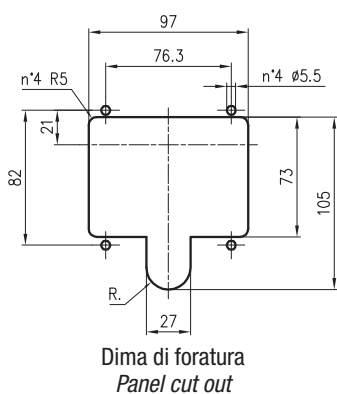
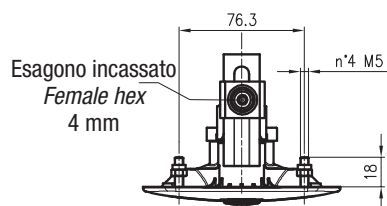
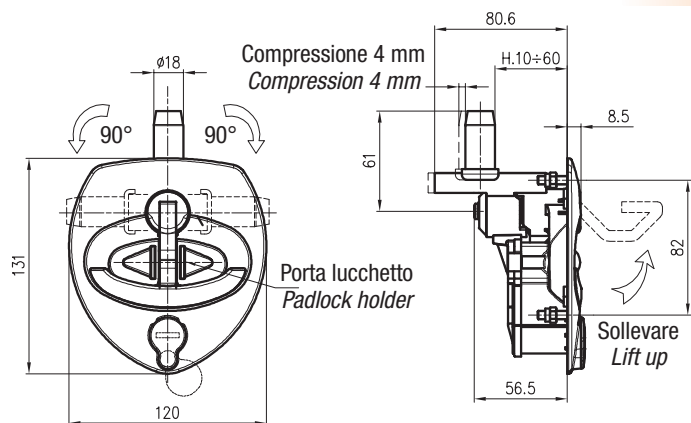
Perni e dadi / Studs and nuts
acciaio zincato bianco / steel zinc plated

Porta lucchetto / Padlock holder
acciaio inox / stainless steel

Gruppo regolazione leva / Cam adjustment assembly
zama cromata lucida / zinc alloy chrome plated

Chiavi in dotazione / Keys provided

2 chiavi nichelate, cifratura unica
2 keys nickel plated, keyed alike



Codice
Part Number

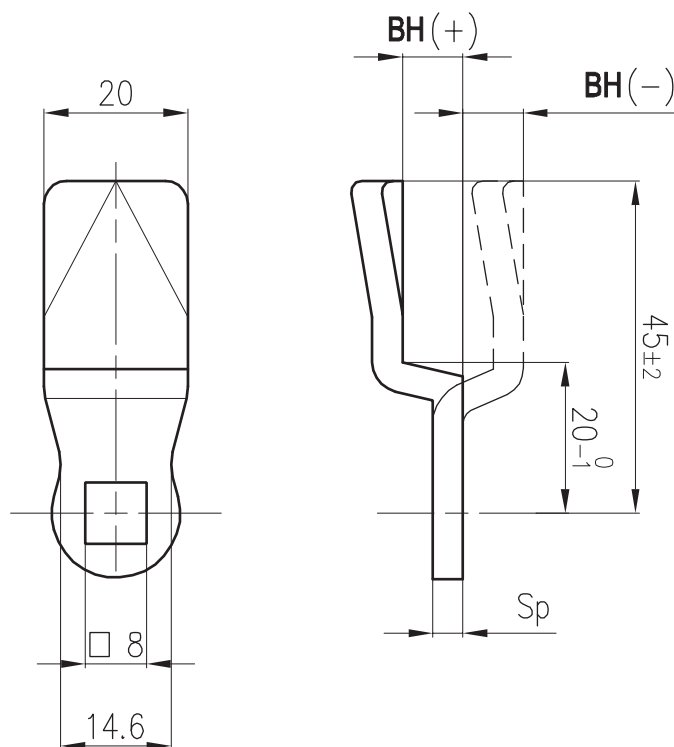
10502.PNN.1060V

10502.PNB.1060V



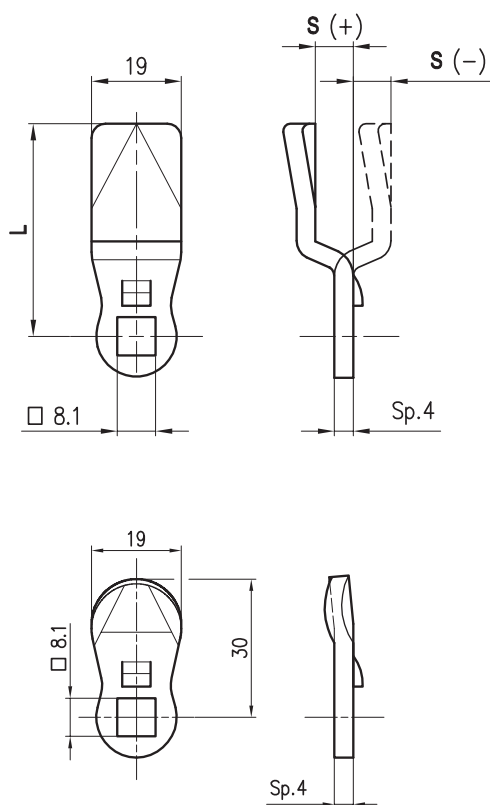
Idonee per - Suitable for
FH1201.1*
FH861*.*

Codice Part Number	Spessore (Sp) Thickness (Sp)	BH
LV.FH45N07	3	-7
LV.FH45N02	3	-2
LV.FH4500	3	0
LV.FH4502	3	2
LV.FH4504	3	4
LV.FH4507	3	7
LV.FH4508	3	8
LV.FH4510	3	10
LV.FH4512	3	12
LV.FH4514	3	14
LV.FH4516	3	16
LV.FH4520	3	20
LV.FH4522	3	22
LV.FH4524	3	24
LV.FH4525	3	25
LV.FH4532	3	32
LV.FH4537	3	37



Idonee per - Suitable for
FH101.1.1*W

Codice Part Number	L±0,5	S
LV.T011.45	45	-12
LV.T800.45	45	-8
LV.T001.34	34	0
LV.T001.35	35	0
LV.T001.45	45	0
LV.T001.48	48	0
LV.T002.30	30	2
LV.T002.45	45	2
LV.T103.45	45	3
LV.T104.35	35	4
LV.T104.45	45	4
LV.T105.45	45	5
LV.T003.46	46	5
LV.T003.3	36	6
LV.T009.40	40	7
LV.T014.45	45	8
LV.T007.40	40	9,5
LV.T010.45	45	10
LV.T004.43	43	11,5
LV.T005.43	43,3	14,3
LV.T016.55	55	16
LV.T012.45	45	17
LV.T022.45	45	22
LV.T024.45	45	24
LV.T013.45	45	32
LV.T008.44	44	34



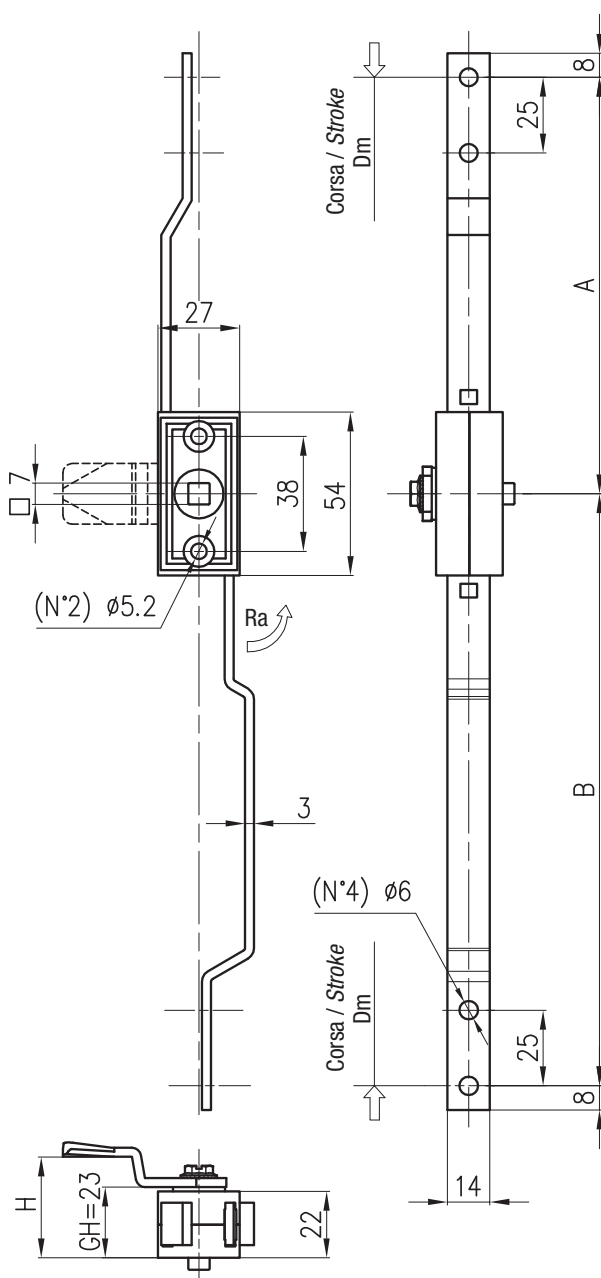
Idonee per - Suitable for
FH840
FH848

Codice Part Number	Versione Version	Dm	Ra	A	B
Mb01	Con levetta/With cam	15	90°	122	196
Mb02	Senza levetta/Without cam	15	90°	122	196
Mb03	Con levetta/With cam	15	90°	138	196
Mb04	Senza levetta/Without cam	15	90°	138	196
Mb21	Con levetta/With cam	15	90°	122	122
Mb24	Senza levetta/Without cam	23	135°	138	130

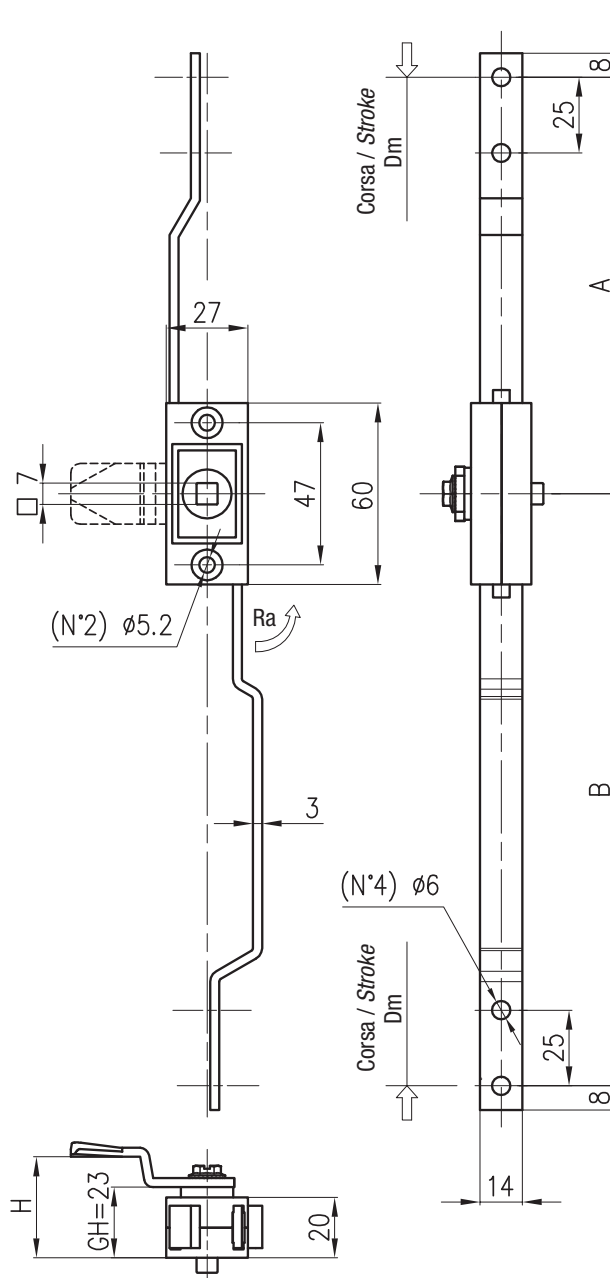
Idonee per - Suitable for
FH840
FH848

Codice Part Number	Versione Version	Dm	Ra	A	B
Mb11	Con levetta/With cam	15	90°	122	196
Mb12	Senza levetta/Without cam	15	90°	122	196
Mb13	Con levetta/With cam	15	90°	138	196
Mb14	Senza levetta/Without cam	15	90°	138	196

Mb0* / Mb2*



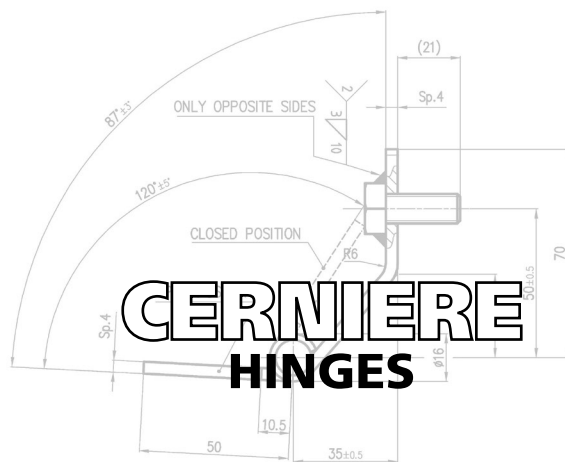
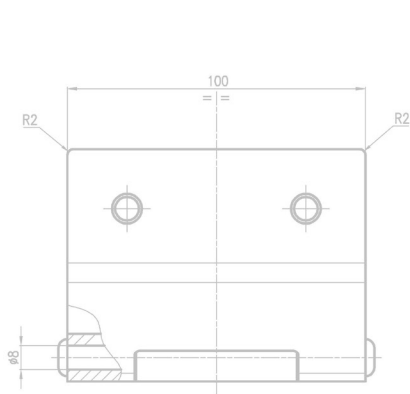
Mb1



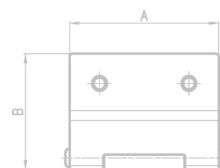
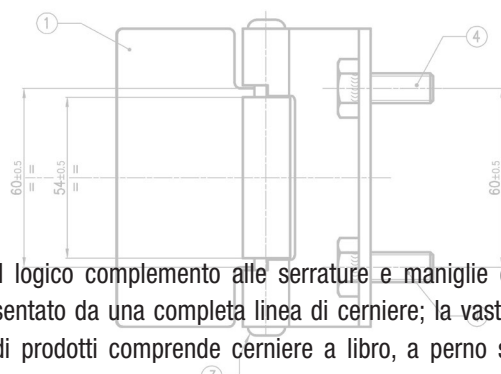
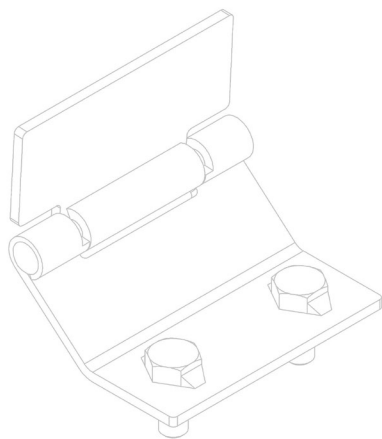
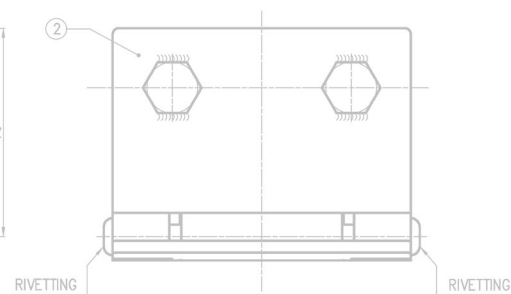
CERNIERE

HINGES



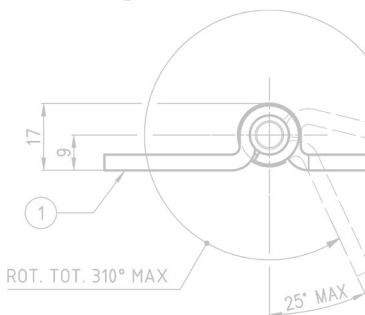


CERNIERE HINGES

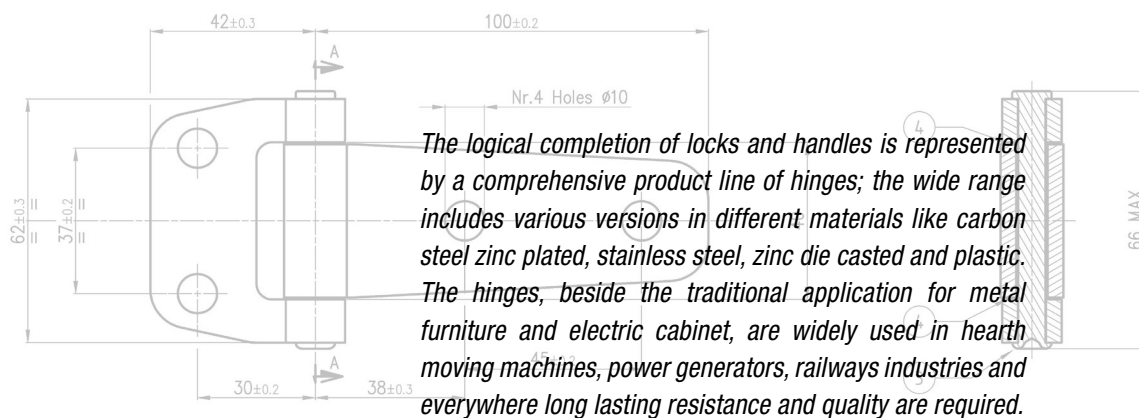


Il logico complemento alle serrature e maniglie è rappresentato da una completa linea di cerniere; la vasta gamma di prodotti comprende cerniere a libro, a perno sfilabile e frizionate, tutte disponibili in materiali alternativi quali acciaio zincato, acciaio inox, zama e plastica.

Le cerniere, oltre ai tradizionali impieghi nel settore del mobile metallico e quadro elettrico, trovano importanti applicazioni nelle macchine movimento terra, gruppi elettrogeni, industria ferroviaria ed ovunque siano richieste caratteristiche di resistenza, qualità e durata nel tempo.




Vista ISO
ISO View

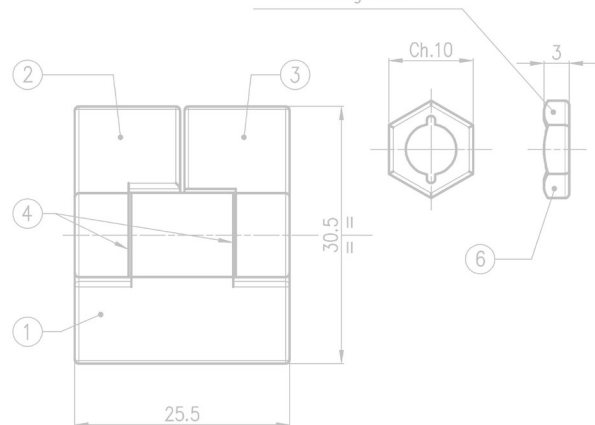


The logical completion of locks and handles is represented by a comprehensive product line of hinges; the wide range includes various versions in different materials like carbon steel zinc plated, stainless steel, zinc die casted and plastic. The hinges, beside the traditional application for metal furniture and electric cabinet, are widely used in hearth moving machines, power generators, railways industries and everywhere long lasting resistance and quality are required.

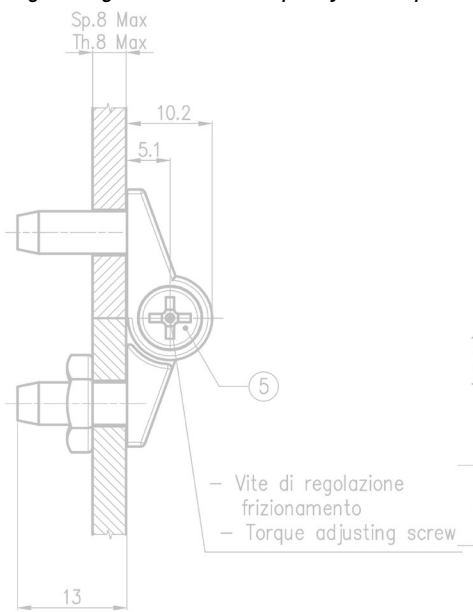
Sez. B-B



- Assemblaggio dadi
- Mounting Nut

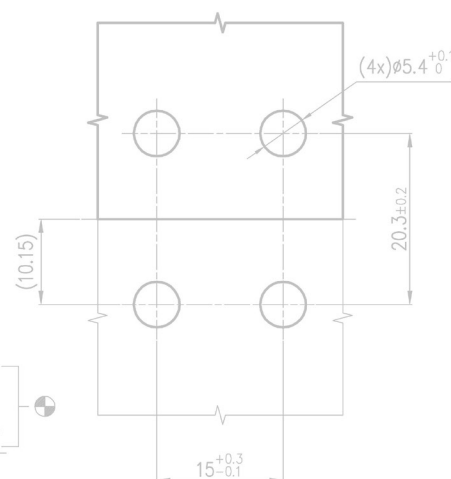


PART.SCALA 1:1 - vista ISO

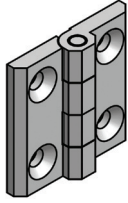
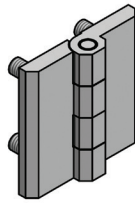
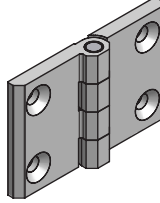
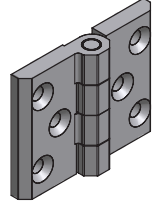
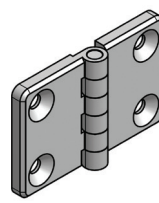
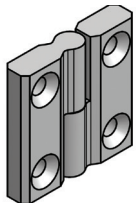
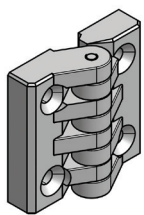
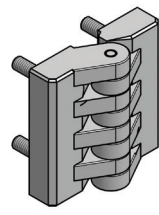
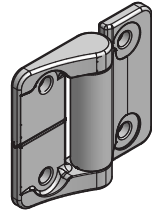
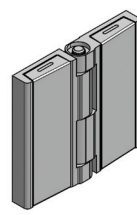
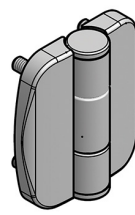
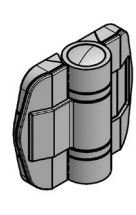
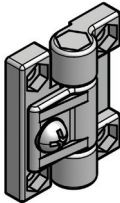
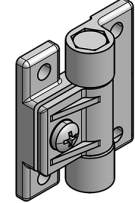
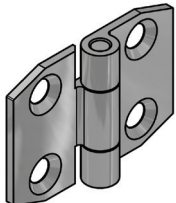
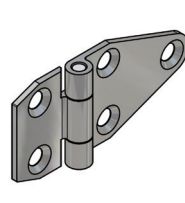
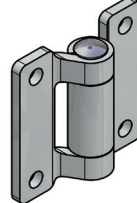
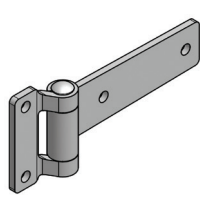
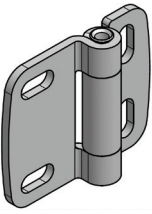
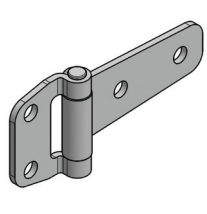
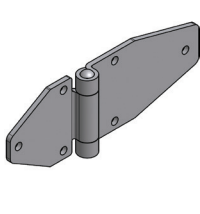
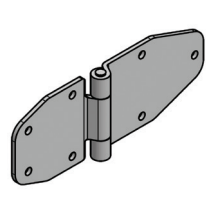
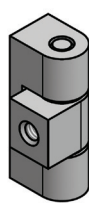
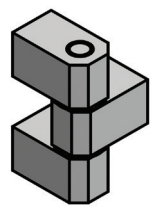
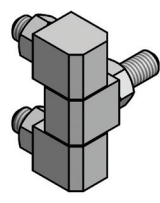

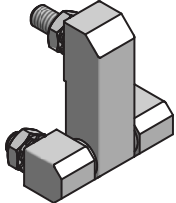
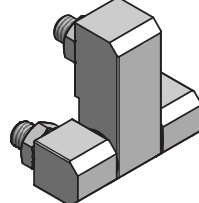
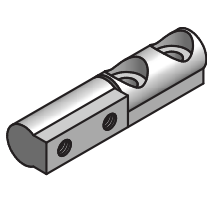
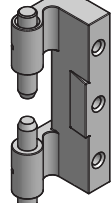
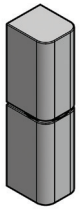
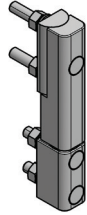
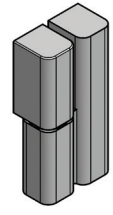
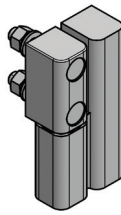
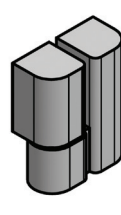
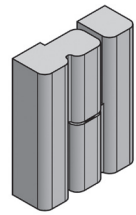



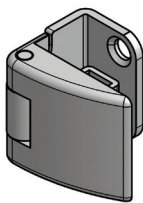
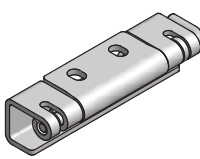
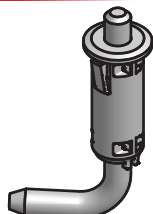
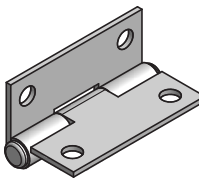
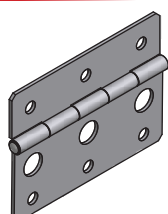
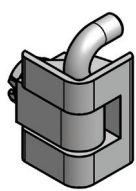
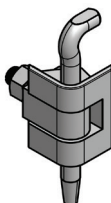
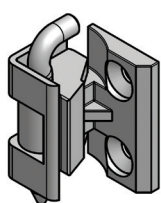
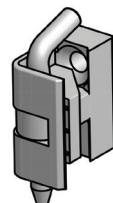
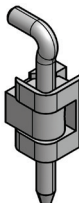
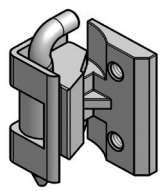
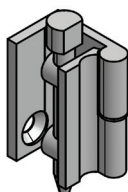
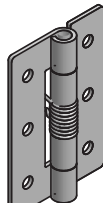
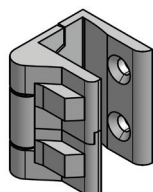
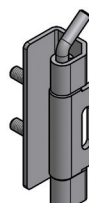
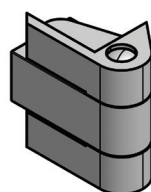
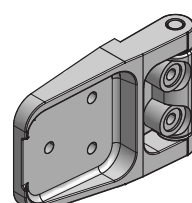
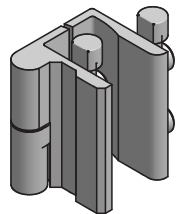
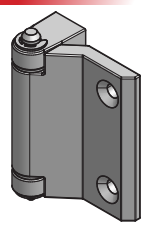
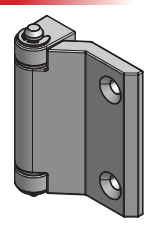
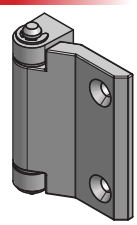
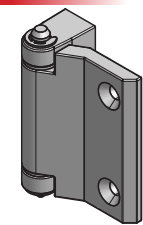

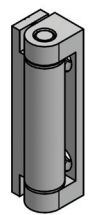
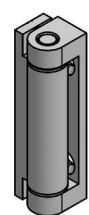

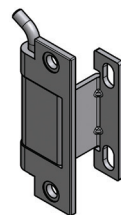
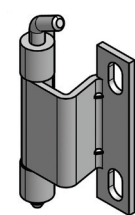
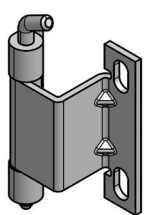
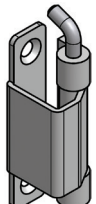
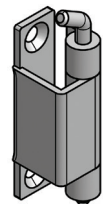
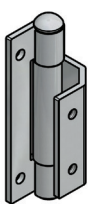
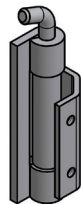
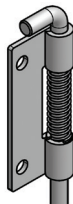
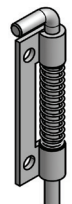
- Vite di regolazione frizionamento
- Torque adjusting screw

Dima di foratura
Fixing hole size



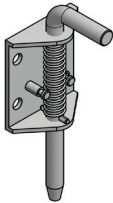


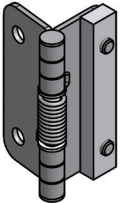
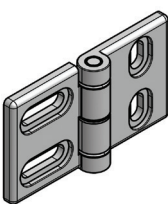
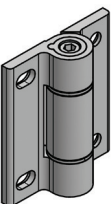
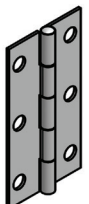
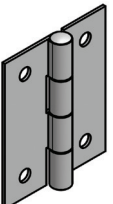
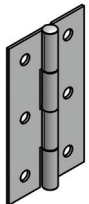
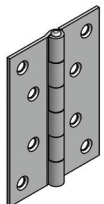
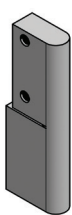
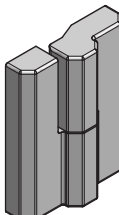
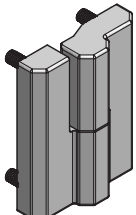


Indice / Index

pag. 82  HNG.*.*	pag. 82  HNG.*P*	pag. 83  HNG.226.7*.BK	pag. 83  HNG.6076.3*	pag. 84  HNG.214.*	pag. 84  HNG.218.9119.BP
pag. 85  HNG.295.PN	pag. 85  HNG.6464P.PN	pag. 86  HNG.2118*.BK	pag. 86  HNG.251	pag. 87  HNG.HL042.BK	pag. 87  HNG.HLOC*.PN
pag. 88  HNG.272.PN	pag. 88  HNG.272.2.PN	pag. 89  HNG.7050S.AZ	pag. 89  HNG.50105.AZ	pag. 90  HNG.6059.*	pag. 90  HNG.30105.*
pag. 91  HNG.7083.*	pag. 91  HNG.42100.*	pag. 92  HNG.02041.*	pag. 92  HNG.21480.*	pag. 93  HNG4520.*	pag. 93  HNG.206.4BK
pag. 94  HNG.0334.AZ	pag. 94  HNG.219.*	pag. 95  HNG.2207.4530.*	pag. 95  HNG.2207.5029.*	pag. 96  HNG.204.4	pag. 96  HNG.201.1BK
pag. 97  HNG.LH07.BK	pag. 97  HNG.235.BK	pag. 98  HNG.203.1*BK	pag. 98  HNG.2031235.BK*	pag. 99  HNG.203.4*BK	pag. 99  HNG.203.3*BK

<p>pag. 100</p>  <p>HNG.HLE61010120.PN</p>	<p>pag. 100</p>  <p>HNG.2310.02.10BK</p>	<p>pag. 101</p>  <p>HNG.2408.03.*</p>	<p>pag. 101</p>  <p>HNG.2414.01.PN</p>	<p>pag. 102</p>  <p>HNG.6236116.AZ</p>	<p>pag. 102</p>  <p>HNG.31035554.BK</p>
<p>pag. 103</p>  <p>HNG.097MP.*</p>	<p>pag. 103</p>  <p>HNG.097MP.BP</p>	<p>pag. 104</p>  <p>HNG.098.*</p>	<p>pag. 104</p>  <p>HNG.098MP.BK</p>	<p>pag. 105</p>  <p>HNG.104.BK</p>	<p>pag. 105</p>  <p>HNG.212.3B.BK</p>
<p>pag. 106</p>  <p>HNG.250.2*BK</p>	<p>pag. 106</p>  <p>HNG.2128.604.BP</p>	<p>pag. 107</p>  <p>HNG.213.2BK</p>	<p>pag. 107</p>  <p>HNG.HL060.AZ</p>	<p>pag. 108</p>  <p>HNG.208.*</p>	<p>pag. 108</p>  <p>HNG.2113.01.PN</p>
<p>pag. 109</p>  <p>HNG.2308.111.CE</p>	<p>pag. 110</p>  <p>HNG.2123.01.*</p>	<p>pag. 110</p>  <p>HNG.2103.02.*</p>	<p>pag. 111</p>  <p>HNG.2123.03.*</p>	<p>pag. 111</p>  <p>HNG.2123.04.*</p>	<p>pag. 112</p>  <p>HNG.210.1BK</p>
<p>pag. 112</p>  <p>HNG.240.*</p>	<p>pag. 113</p>  <p>HNG.240.*</p>	<p>pag. 113</p>  <p>HNG.250.1*</p>	<p>pag. 114</p>  <p>HNG.250.2*</p>	<p>pag. 114</p>  <p>HNG.250.3*</p>	<p>pag. 115</p>  <p>HNG.250.4*</p>
<p>pag. 115</p>  <p>HNG.275.1AZ</p>	<p>pag. 116</p>  <p>HNG.275.2AZ</p>	<p>pag. 116</p>  <p>HNG.7002.AZ</p>	<p>pag. 117</p>  <p>HNG.248.AZ</p>	<p>pag. 117</p>  <p>HNG.225.1*</p>	<p>pag. 118</p>  <p>HNG.225.3*</p>

Cerniere / Hinges

<p>pag. 118</p>  <p>HNG.225.4*.AR</p>	<p>pag. 119</p>  <p>HNG.11*.AZ</p>	<p>pag. 119</p>  <p>HNG.263</p>	<p>pag. 120</p>  <p>HNG.268.*</p>	<p>pag. 120</p>  <p>HNG.100615.AZ</p>	<p>pag. 121</p>  <p>HNG.ML925*.BP</p>
<p>pag. 121</p>  <p>HNG.156.1AZ</p>	<p>pag. 122</p>  <p>HNG.253.23</p>	<p>pag. 122</p>  <p>HNG.2650.AZ</p>	<p>pag. 123</p>  <p>HNG.4050.AZ</p>	<p>pag. 123</p>  <p>HNG.6335.AZ</p>	<p>pag. 124</p>  <p>HNG.10070.BP</p>
<p>pag. 124</p>  <p>HNG.HL097.BK</p>	<p>pag. 125</p>  <p>HNG.2106.500R.BK</p>	<p>pag. 125</p>  <p>HNG.2106.501R.BK</p>			



HNG.*.*

Materiali e finitura - Materials and finishing

Flangia / Flange

zama cromata lucida / zinc alloy chrome plated (AC)

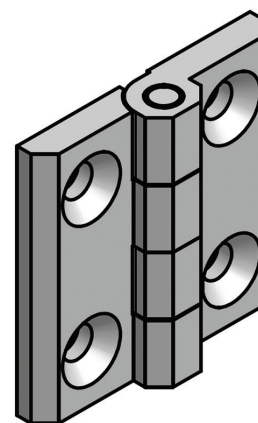
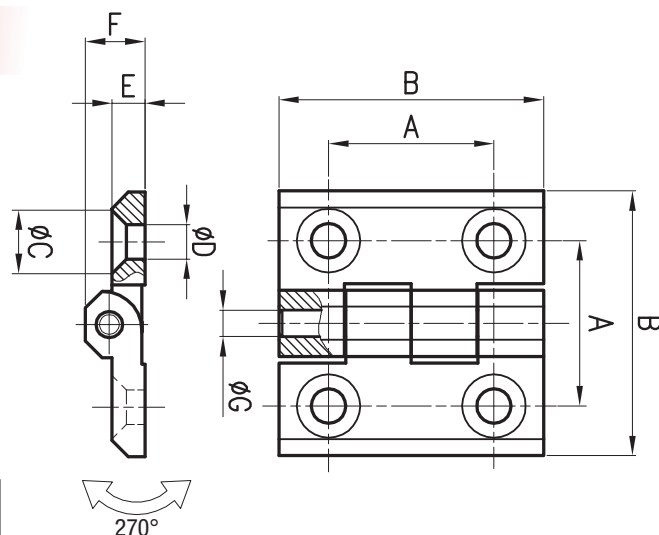
zama verniciata nera / zinc alloy black powder coated (BK)

acciaio inox AISI316 / stainless steel AISI316 (BPC)

Perno / Pin

acciaio inox / stainless steel (AC - BK)

acciaio inox AISI316 / stainless steel AISI316 (BPC)



Codice Part Number	A	B	C	D	E	F	G
HNG.4040.AC	25	40	9,6	5,2	5	9	4
HNG.4040.BK	25	40	9,6	5,2	5	9	4
HNG.4040.BPC	25	40	9,6	5,2	5	9	4
HNG.5050.AC	30	50	12,4	6,2	6	11,5	6
HNG.5050.BK	30	50	12,4	6,2	6	11,5	6
HNG.5050.BPC	30	50	12,4	6,2	6	11,5	6
HNG.6060.AC	36	60	13	8,4	8	15	8
HNG.6060.BK	36	60	13	6,2	6	11,5	6
HNG.6060.BKM	36	60	13	8,4	8	15	8
HNG.6060.BPC	36	60	13	8,4	8	15	8
HNG.6464.AC	40	64	13	6,5	6	11,5	6
HNG.6464.BK	40	64	13	6,5	6	11,5	6

HNG.*P*

Materiali e finitura - Materials and finishing

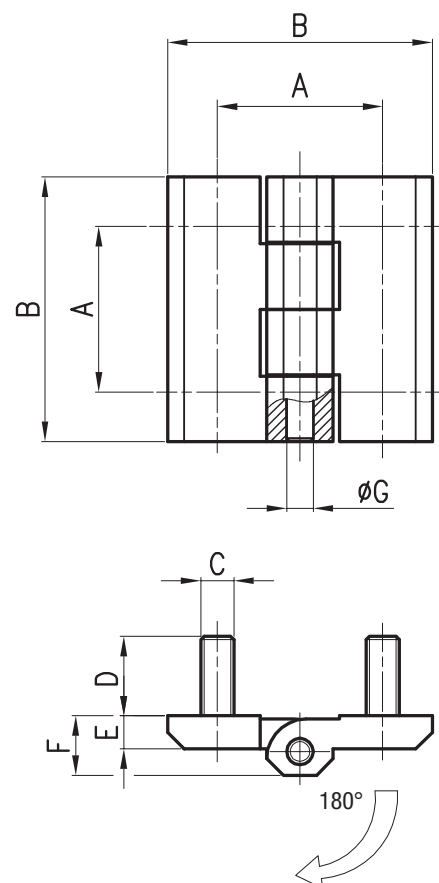
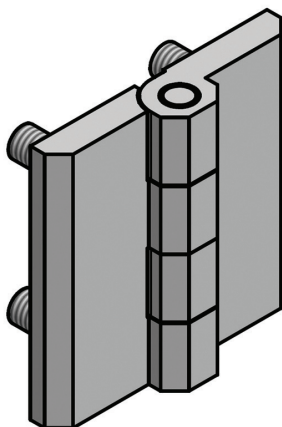
Flangia / Flange

zama cromata lucida / zinc alloy chrome plated (AC)

zama verniciata nera / zinc alloy black powder coated (BK - BKM)

Perno e prigionieri / Pin and studs

acciaio inox / stainless steel



Codice Part Number	A	B	C	D	E	F	G
HNG.4040P.BK	25	40	M5	12	5	9	4
HNG.4040P7.BK	25	40	M5	7	5	9	4
HNG.5050P.BK	30	50	M6	12	6	11,5	6
HNG.5050P.AC	30	50	M6	12	6	11,5	6
HNG.6060P.BKM	36	60	M8	14	8	15	8

HNG.226.7*.*BK

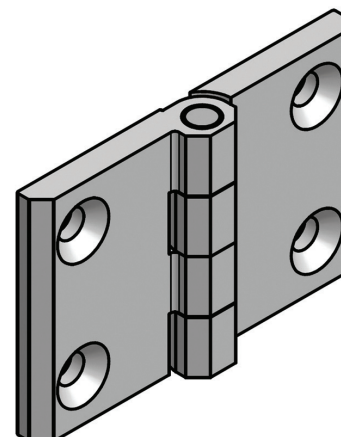
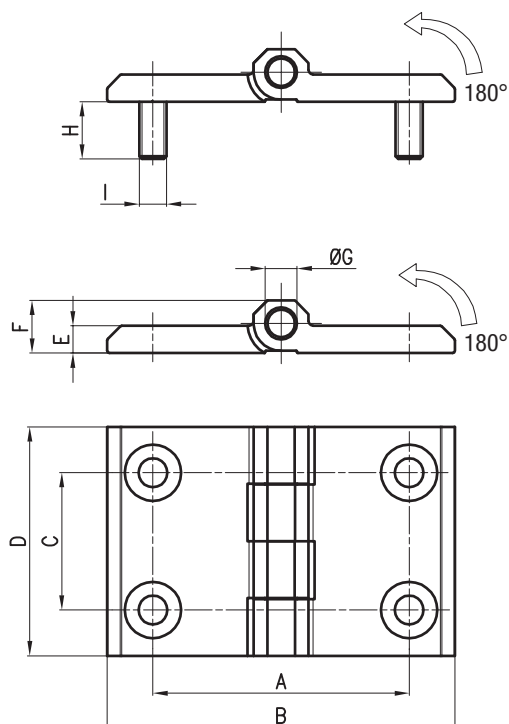
Materiali e finitura - Materials and finishing

Flangia / Flange

zama verniciata nera / zinc alloy black powder coated

Perno / Pin

acciaio inox / stainless steel



Codice Part Number	A	B	C	D	E	F	G	H	I	Versione Version
HNG.226.7.1BK	56	76	30	50	6	11,5	6	-	-	Con fori / With holes
HNG.226.7A.1BK	56	76	30	50	6	11,5	6	12,5	M6	Con prigionieri / With studs
HNG.226.7.2BK	88	120	30	60	8	15	8	-	-	Con fori / With holes
HNG.226.7A.2BK	88	120	30	60	8	15	8	12,5	M8	Con prigionieri / With studs

HNG.6076.3*

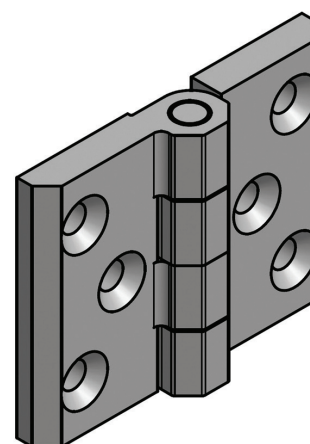
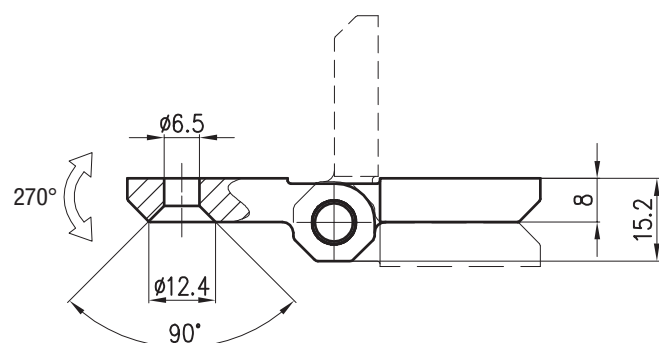
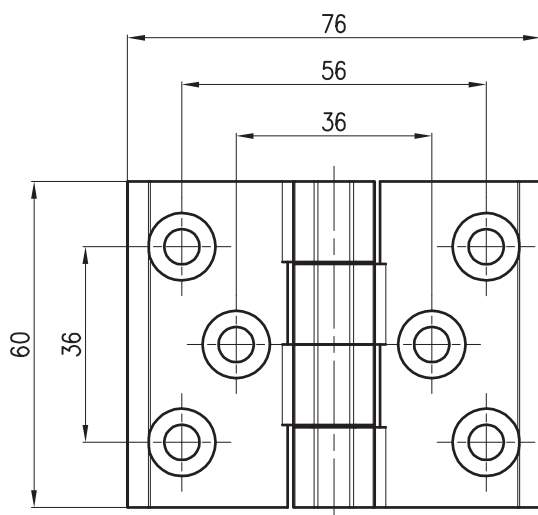
Materiali e finitura - Materials and finishing

Flangia / Flange

zama cromata lucida / zinc alloy chrome plated (AC)
zama verniciata nera / zinc alloy black powder coated (BK)

Perno / Pin

acciaio inox / stainless steel



Codice
Part Number

HNG.6076.3AC

HNG.6076.3BK

HNG.214.*

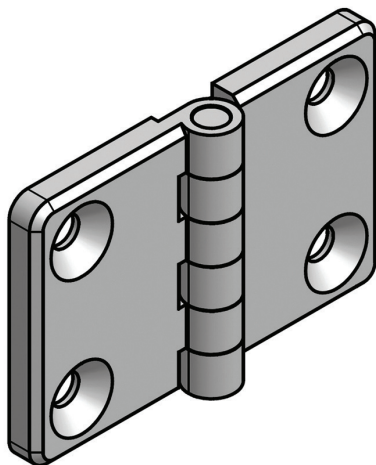
Materiali e finitura - *Materials and finishing*

Flangia / Flange

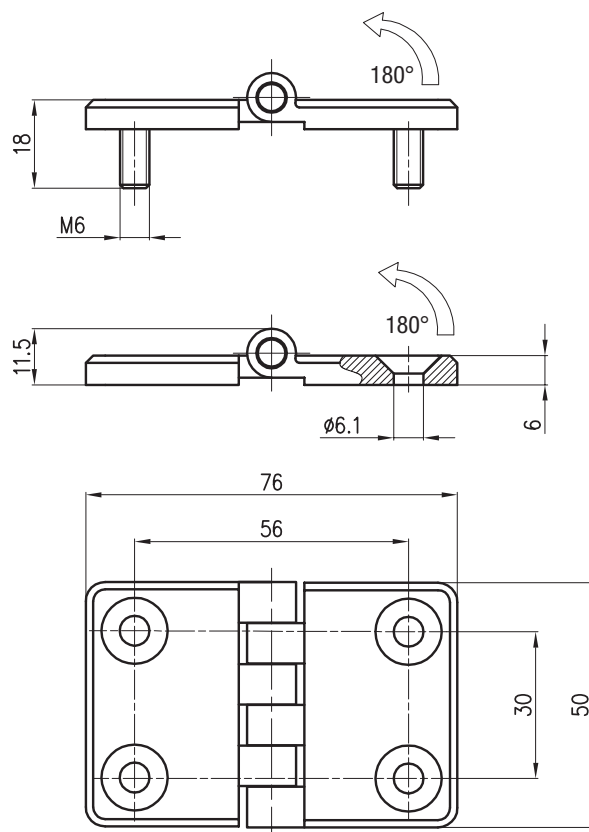
zama verniciata nera / zinc alloy black powder coated

Perno e prigionieri / Pin and studs

acciaio zincato / *steel zinc plated*



Codice <i>Part Number</i>	Versione <i>Version</i>
HNG.214.1BK	Con prigionieri / <i>With studs</i>
HNG.214.2BK	Con fori / <i>With holes</i>

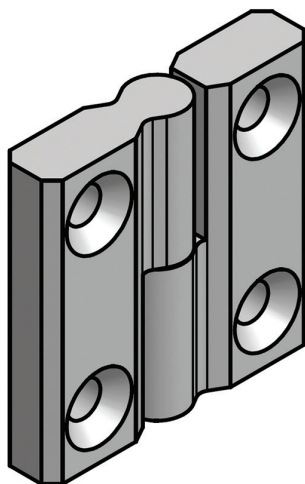


HNG.218.9119.BP

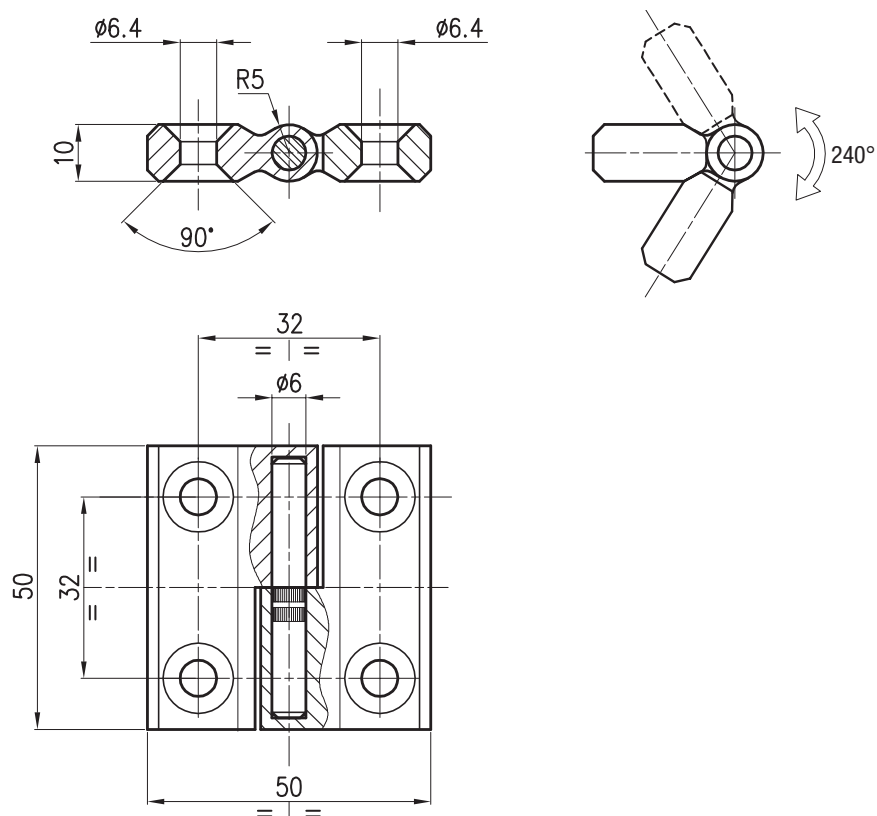
Materiali e finitura - *Materials and finishing*

Flangia e perno / Flange and pin

acciaio inox / *stainless steel*



Codice
Part Number
HNG.218.9119.BP



HNG.295.PN

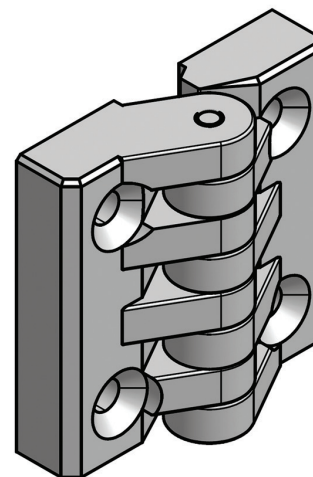
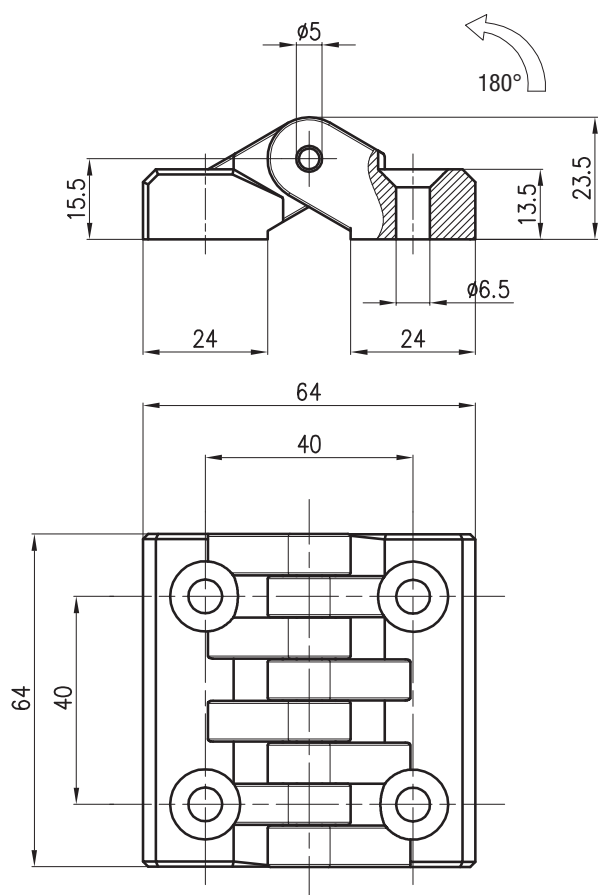
Materiali e finitura - *Materials and finishing*

Flangia / Flange

plastica nera / *black plastic*

Perno / Pin

acciaio zincato / *steel zinc plated*



Codice
Part Number

HNG.295.PN

HNG.6464P.PN

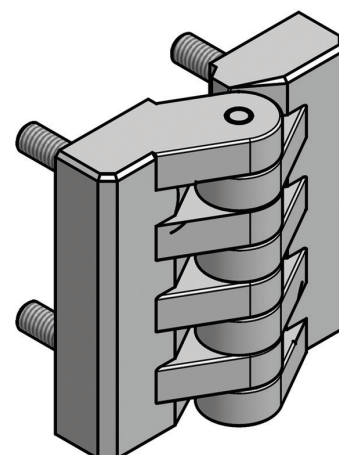
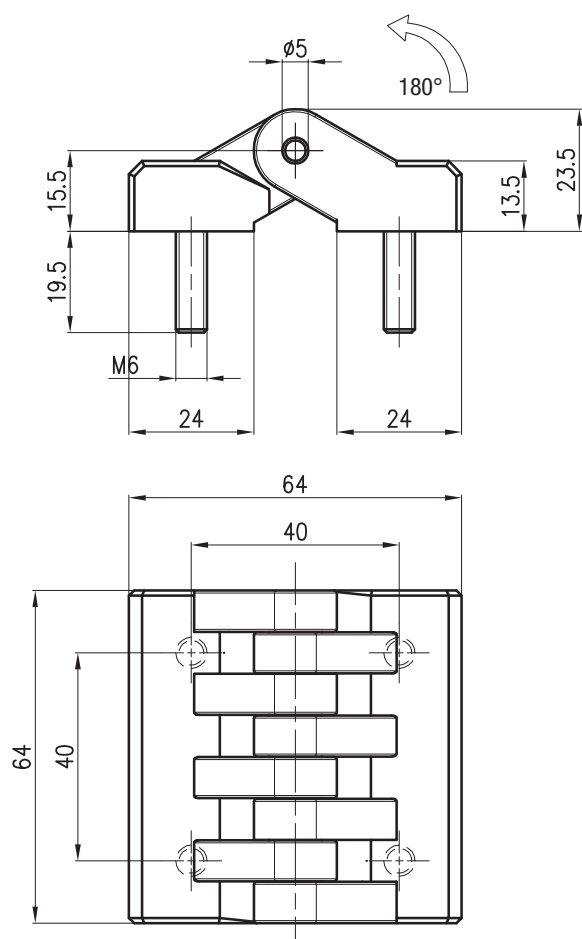
Materiali e finitura - *Materials and finishing*

Flangia / Flange

plastica nera / *black plastic*

Perno e prigionieri / Pin and studs

acciaio zincato / *steel zinc plated*



Codice
Part Number

HNG.6464P.PN

HNG.2118.*.BK

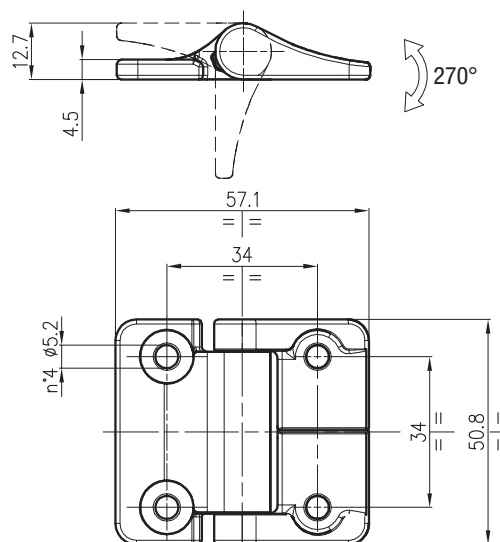
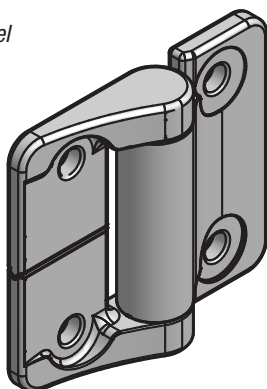
Materiali e finitura - Materials and finishing

Flangia / Flange

zama verniciata nera / zinc alloy black powder coated

Perno / Pin

acciaio inox / stainless steel



Codice Part Number	Frizionamento simmetrico Symmetric torque	Codice Part Number	Frizionamento asimmetrico Asymmetric torque	
			Avanti/Forward	Indietro/Reverse
HNG.2118.10020.BK	Libera / Free	HNG.2118.123F20.BK	2,3 N/m	1,4 N/m
HNG.2118.10920.BK	0,9 N/m	HNG.2118.134F20.BK	3,4 N/m	2 N/m
HNG.2118.12220.BK	1,2 N/m	HNG.2118.145F20.BK	4,5 N/m	2,7 N/m
HNG.2118.11820.BK	1,8 N/m	HNG.2118.114R20.BK	1,4 N/m	2,3 N/m
HNG.2118.12320.BK	2,3 N/m	HNG.2118.120R20.BK	2 N/m	3,4 N/m
HNG.2118.13420.BK	3,4 N/m	HNG.2118.127R20.BK	2,7 N/m	4,5 N/m
HNG.2118.14520.BK	4,5 N/m			

HNG.251

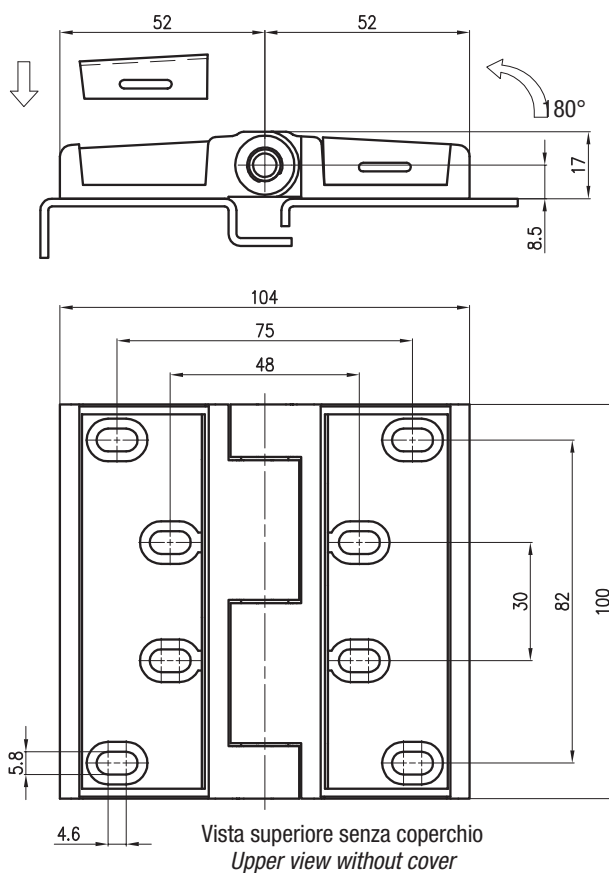
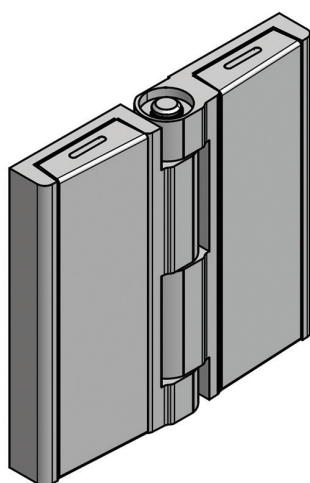
Materiali e finitura - Materials and finishing

Flangia / Flange

zama cromata lucida / zinc alloy chrome plated

Perno e coperchio / Pin and cover

acciaio inox / stainless steel



Codice
Part Number

HNG.251

Materiali e finitura - Materials and finishing

Flangia / Flange

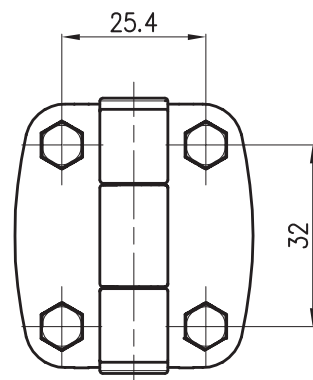
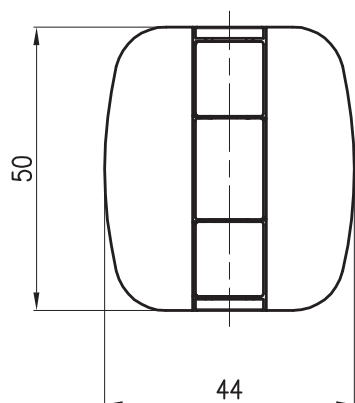
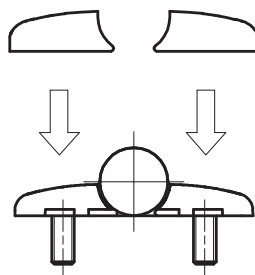
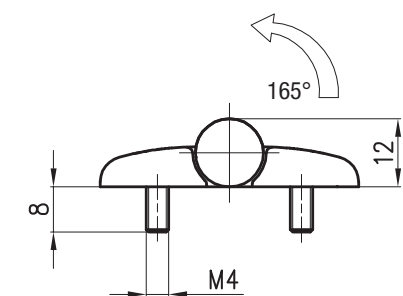
zama verniciata nera / zinc alloy black powder coated

Coperchio / Cover

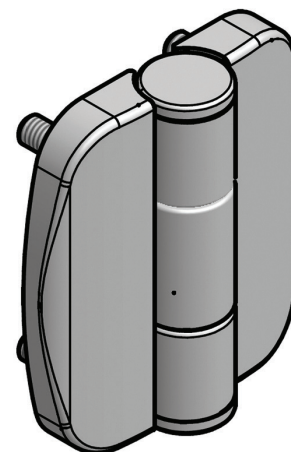
plastica nera / black plastic

Viti / Screws

acciaio inox / stainless steel



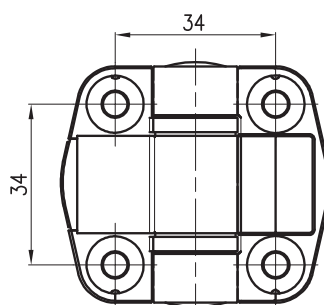
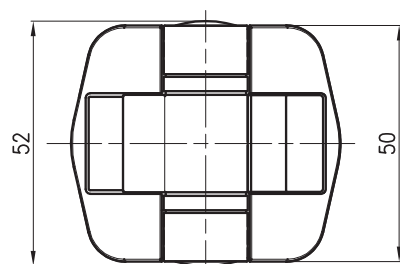
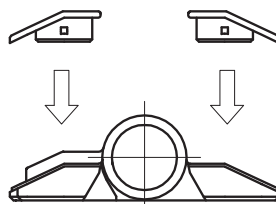
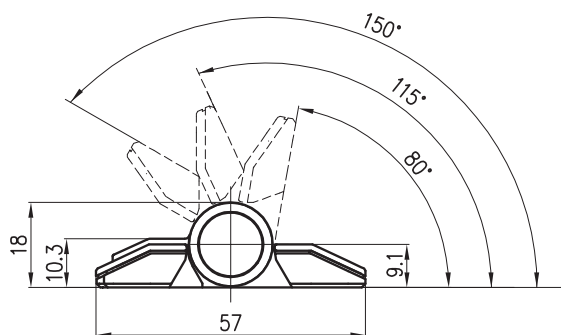
Vista superiore senza coperchio
Upper view without cover



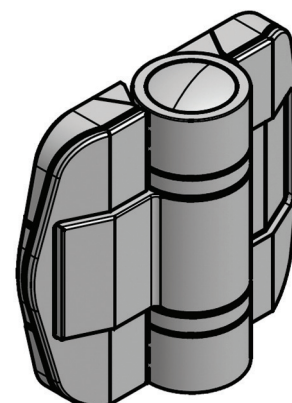
Codice
Part Number
HNG.HL042.BK

Materiali e finitura - Materials and finishing

Flangia e coperchio / Flange and cover
plastica nera / black plastic



Vista superiore senza coperchio
Upper view without cover



Codice Part Number	Angolo di apertura Opening angle
HNG.HLOC63.PN	80°
HNG.HLOC66.PN	115°
HNG.HLOC69.PN	150°

HNG.272.*

Materiali e finitura - Materials and finishing

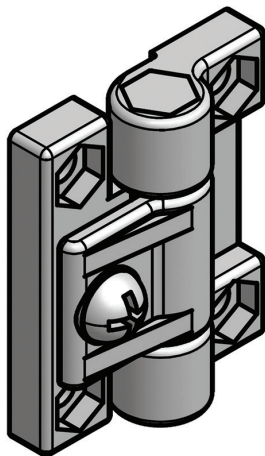
Flangia / Flange

plastica nera / black plastic (PN)

plastica bianca / white plastic (PB)

Vite di regolazione e dado / Screw and nut

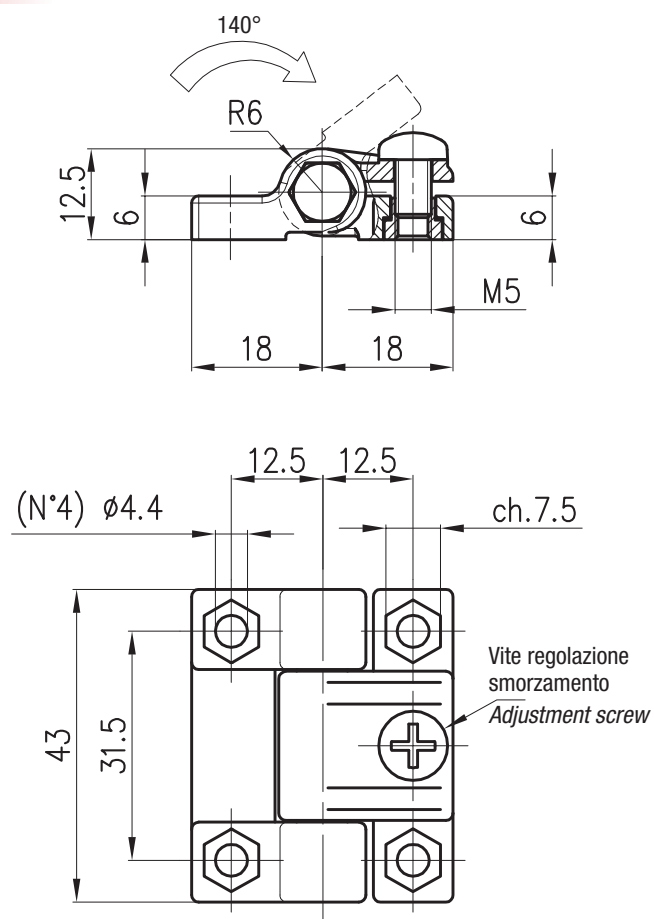
acciaio inox / stainless steel



Codice
Part Number

HNG.272.PN

HNG.272.PB



HNG.272.2PN

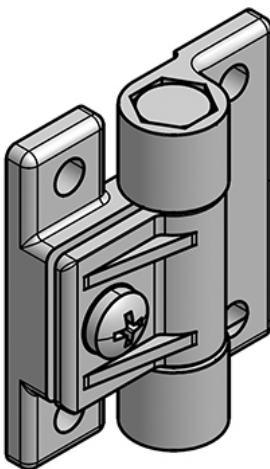
Materiali e finitura - Materials and finishing

Flangia / Flange

plastica nera / black plastic

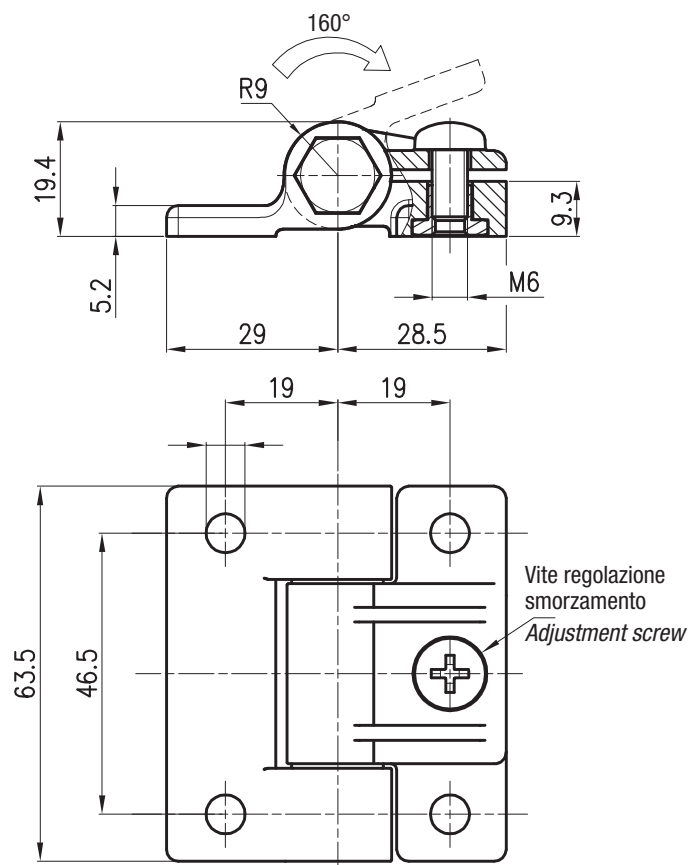
Vite di regolazione e dado / Screw and nut

acciaio inox / stainless steel



Codice
Part Number

HNG.272.2PN

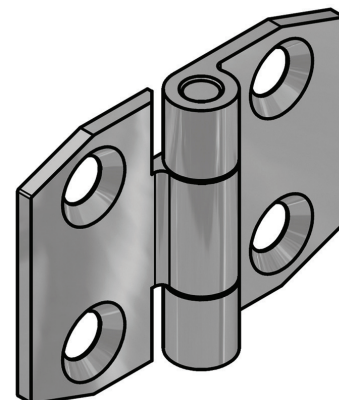
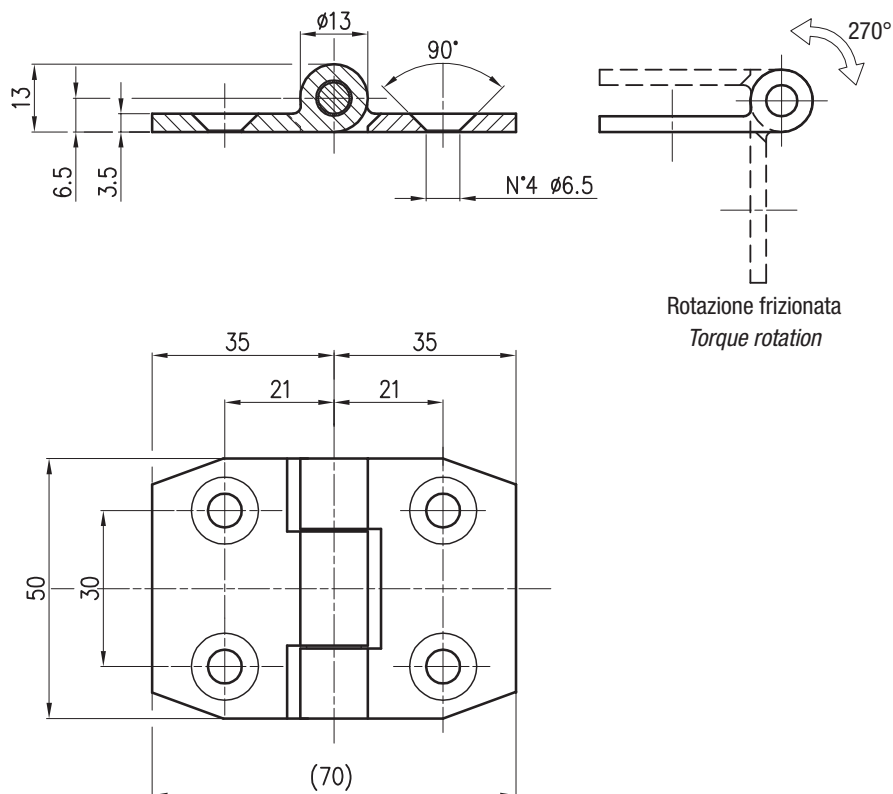


HNG.7050S.AZ

Materiali e finitura - *Materials and finishing*

Flangia e perno / *Flange and pin*
acciaio zincato / *steel zinc plated*

Boccola autolubrificante / *Self-lubricating bush*
bronzo PTFE / *bronze PTFE*



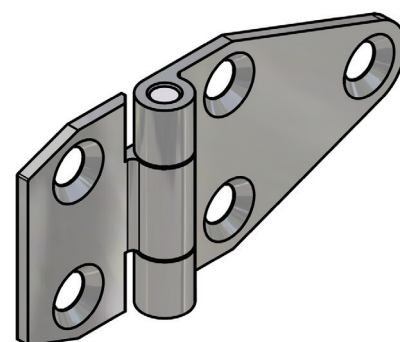
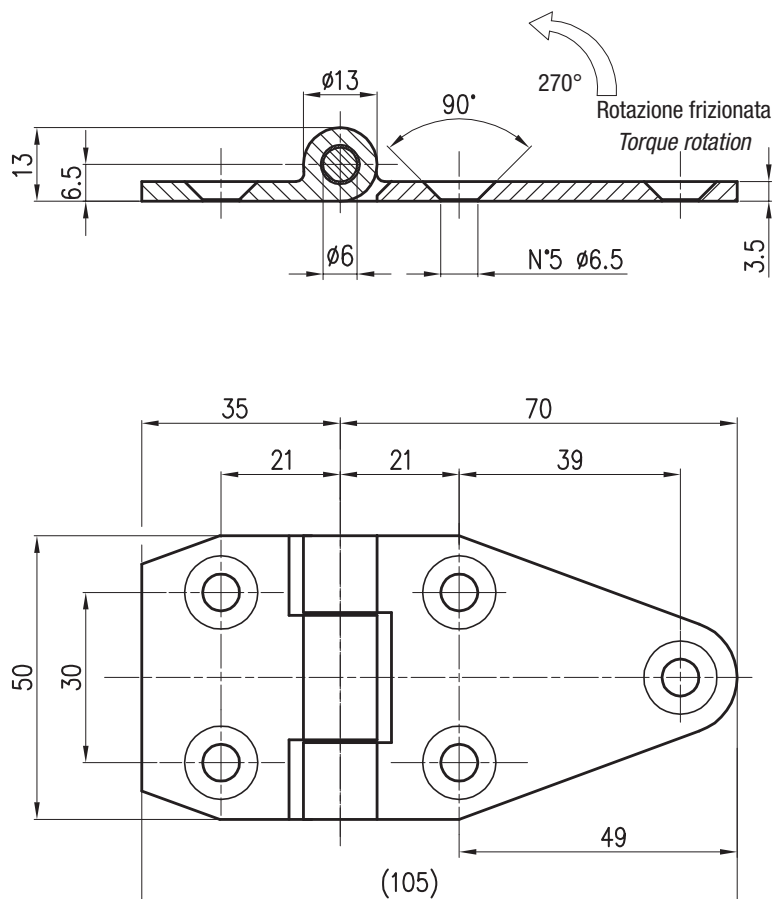
Codice
Part Number
HNG.7050S.AZ

HNG.50105.AZ

Materiali e finitura - *Materials and finishing*

Flangia e perno / *Flange and pin*
acciaio zincato / *steel zinc plated*

Boccola autolubrificante / *Self-lubricating bush*
bronzo PTFE / *bronze PTFE*



Codice
Part Number
HNG.50105.AZ

HNG.6059.*

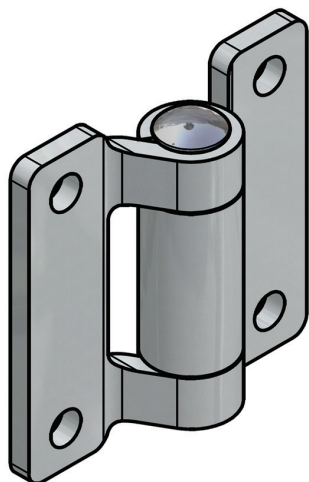
Materiali e finitura - Materials and finishing

Flangia e perno / Flange and pin

acciaio zincato / steel zinc plated (AZ)

acciaio verniciato nero / steel black powder coated (BK)

acciaio inox lucidato / polished stainless steel (BP)

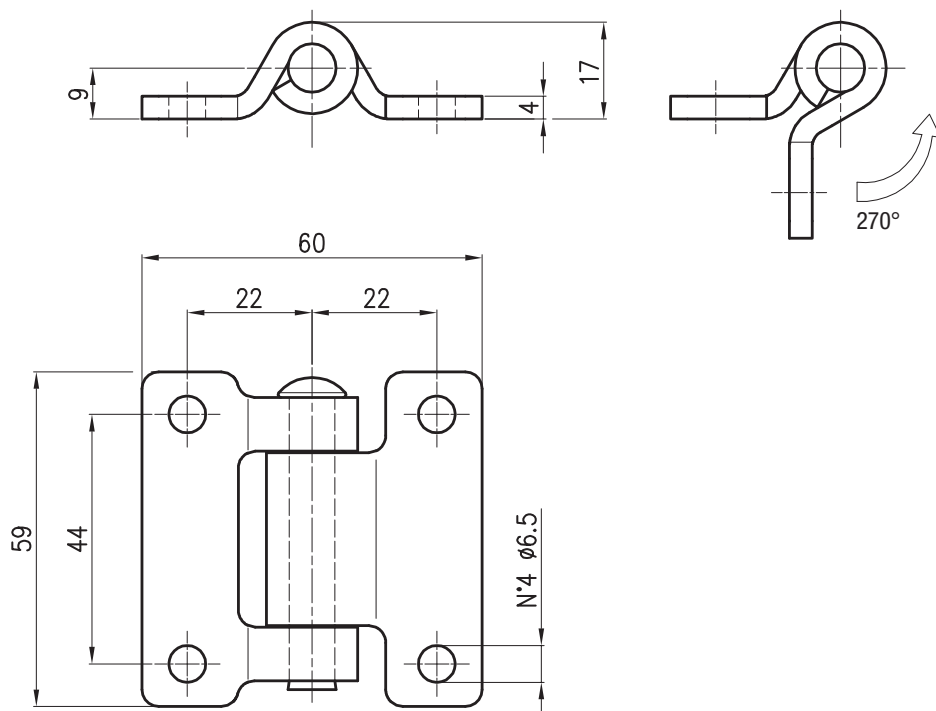


Codice
Part Number

HNG.6059.AZ

HNG.6059.BP

HNG.6059.BK



HNG.30105.*

Materiali e finitura - Materials and finishing

Flangia e perno / Flange and pin

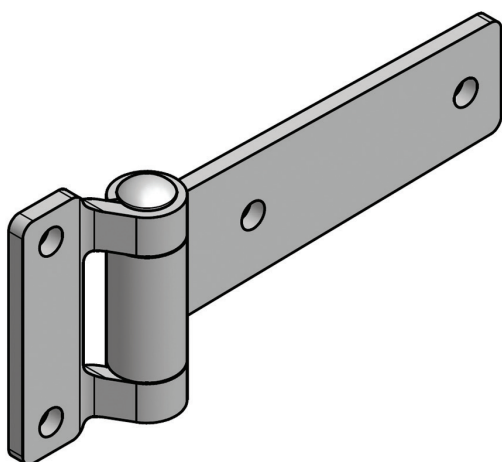
acciaio zincato / steel zinc plated (AZ)

acciaio verniciato nero / steel black powder coated (BK)

acciaio inox lucidato / polished stainless steel (BP)

Distanziali / Spacers

poliammide / polyamide

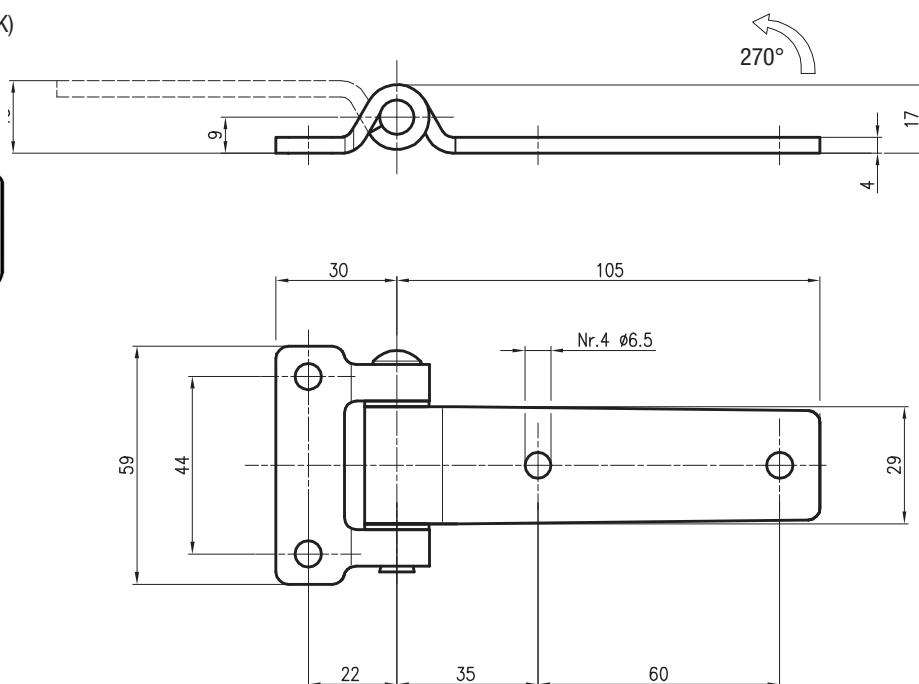


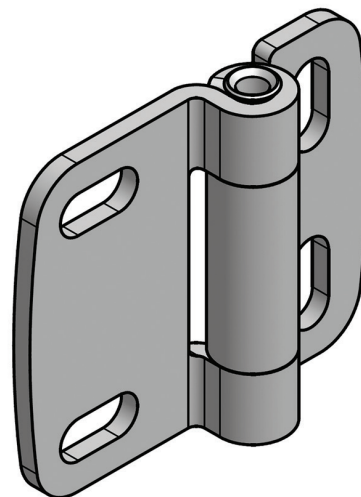
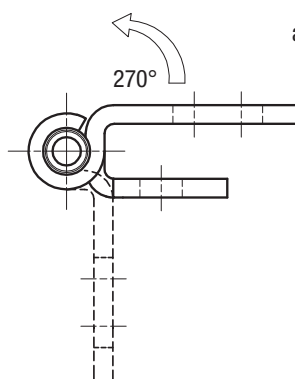
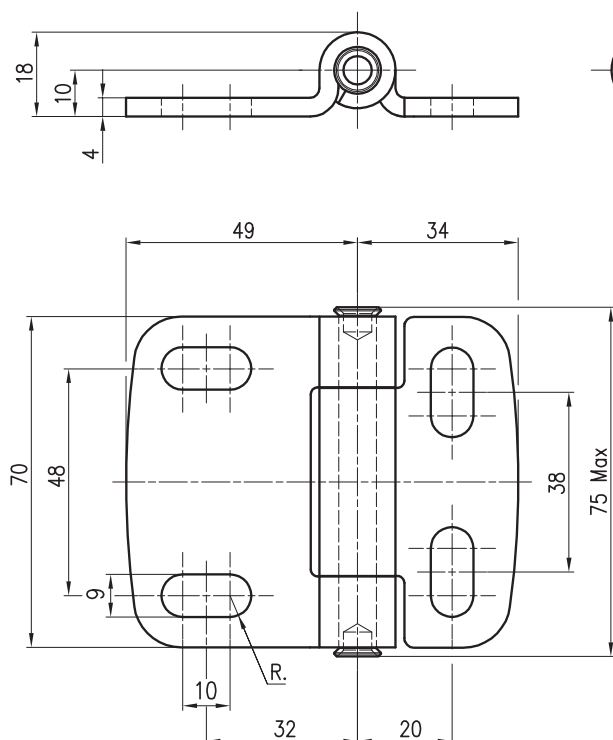
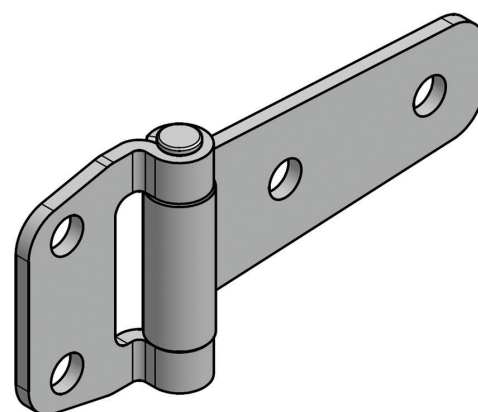
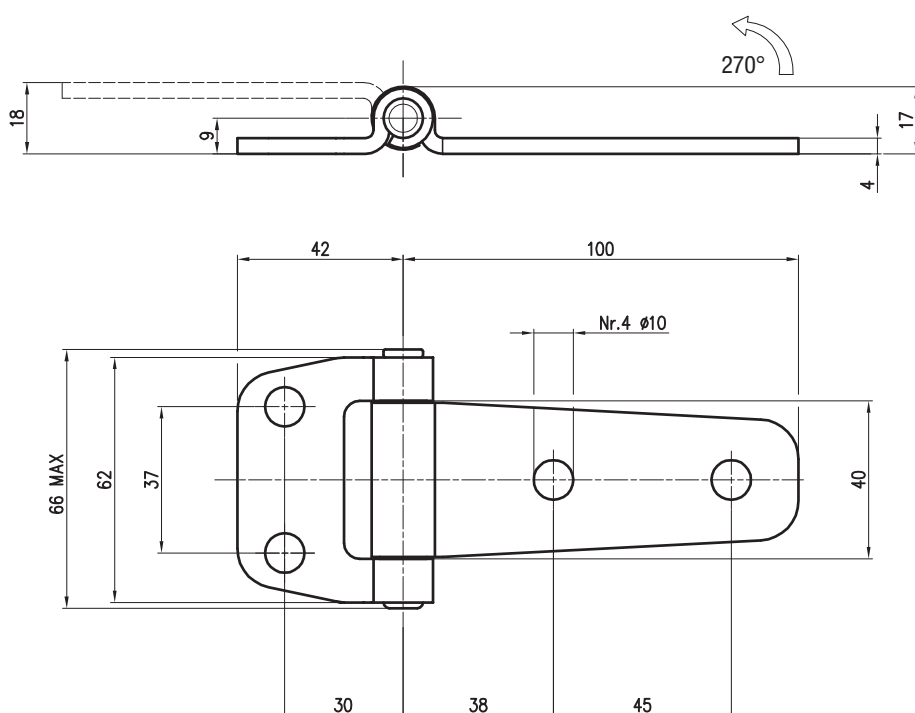
Codice
Part Number

HNG.30105.AZ

HNG.30105.BP

HNG.30105.BK



HNG.7083.***Materiali e finitura - Materials and finishing****Flangia / Flange**acciaio inox verniciato nero / *stainless steel black coated (NX)*acciaio inox lucidato / *polished stainless steel (BP)***Perno / Pin**acciaio inox / *stainless steel***Codice**
Part Number**HNG.7083.NX****HNG.7083.BP****HNG.42100.*****Materiali e finitura - Materials and finishing****Flangia e perno / Flange and pin**acciaio zincato / *steel zinc plated (AZ)*acciaio verniciato nero / *steel black powder coated (BK)***Boccola / Grommet (2)**poliammide / *polyamide***Codice**
Part Number**HNG.42100.AZ****HNG.42100.BK**

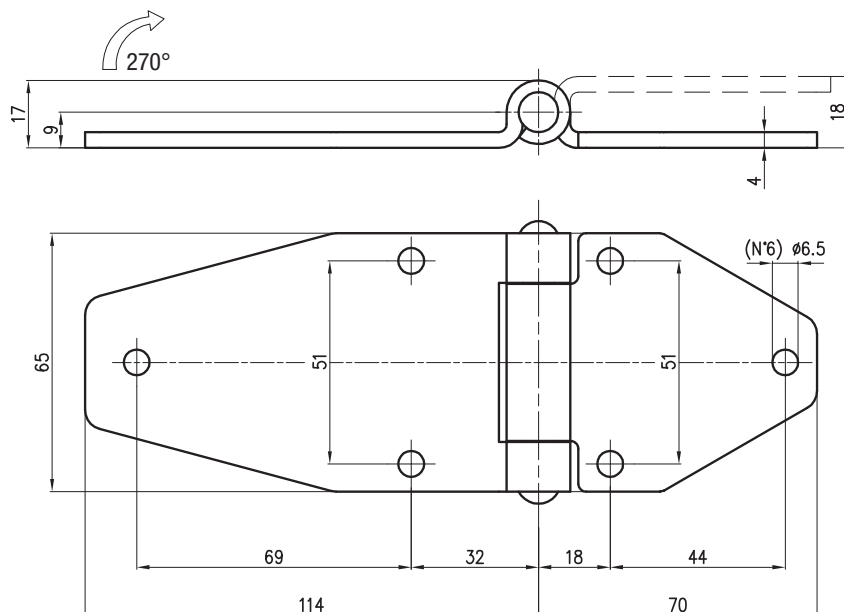
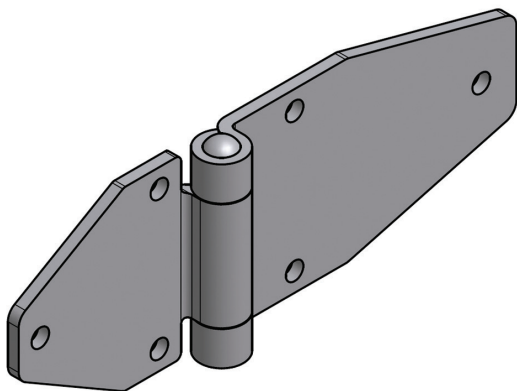
HNG.02041.*

Materiali e finitura - Materials and finishing

Flangia e perno / Flange and pin

acciaio zincato / steel zinc plated (AZ)

acciaio verniciato nero / steel black powder coated (BK)



Codice
Part Number

HNG.02041.BK

HNG.02041.AZ

HNG.21480.*

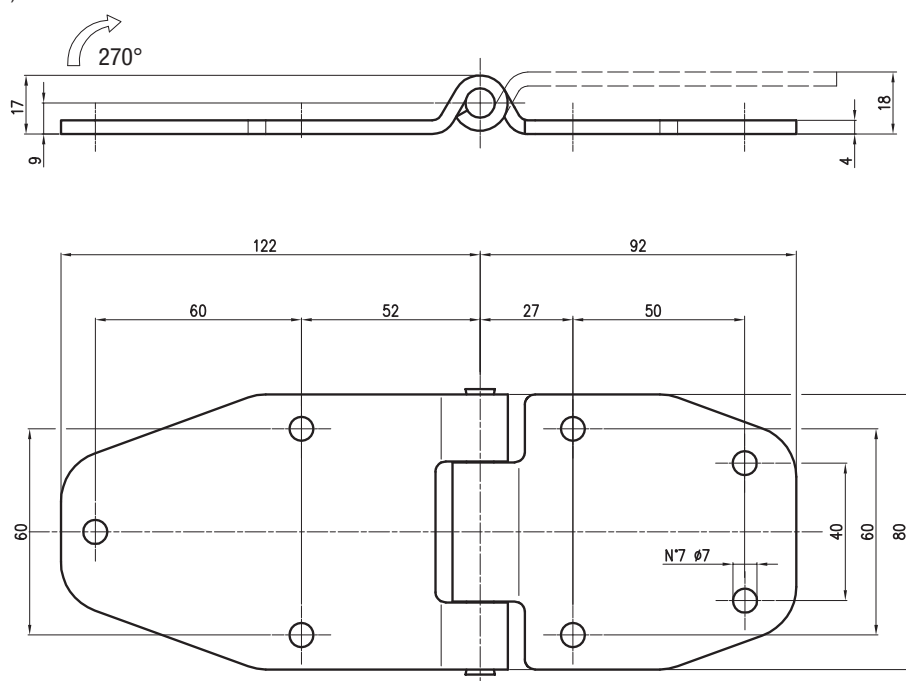
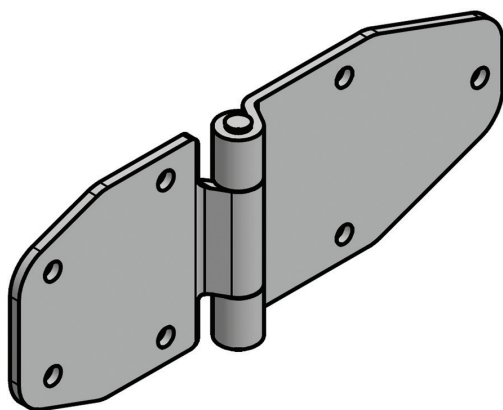
Materiali e finitura - Materials and finishing

Flangia e perno / Flange and pin

acciaio zincato / steel zinc plated (AZ)

acciaio verniciato nero / steel black powder coated (BK)

acciaio inox lucidato / polished stainless steel (BP)



Codice
Part Number

HNG.21480.AZ

HNG.21480.BK

HNG.21480.BP

HNG.4520.*

Materiali e finitura - *Materials and finishing*

Flangia / *Flange*

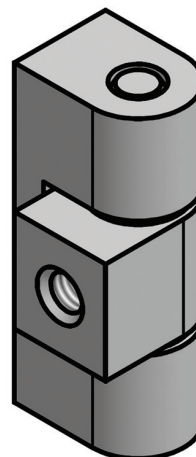
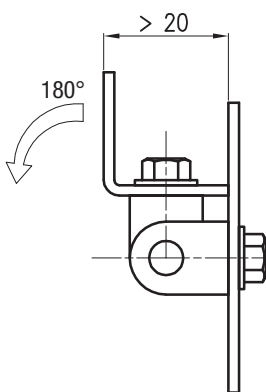
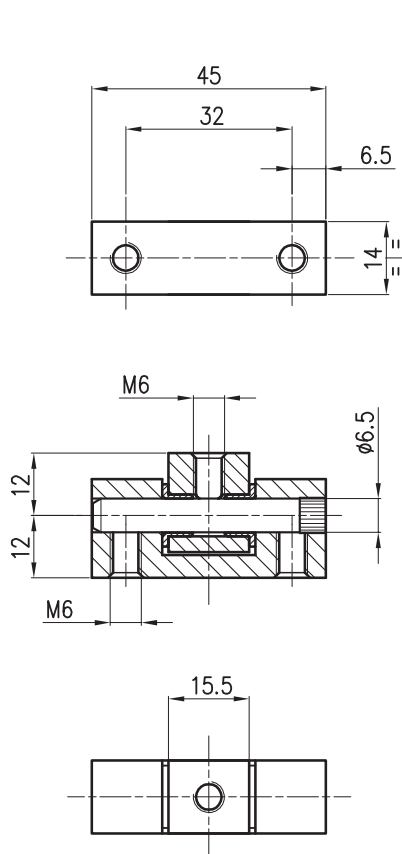
zama cromata lucida / *zinc alloy chrome plated (AC)*
zama verniciata nera / *zinc alloy black powder coated (BK)*

Perno / *Pin*

acciaio inox / *stainless steel*

Boccola / *Grommet (2)*

poliammide / *polyamide*



Codice
Part Number

HNG.4520.AC

HNG.4520.BK

HNG.206.4BK

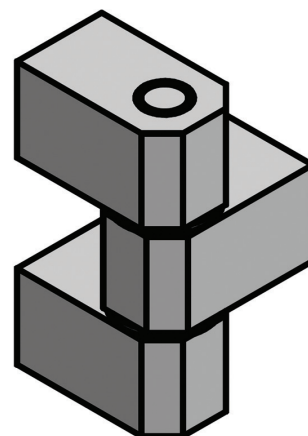
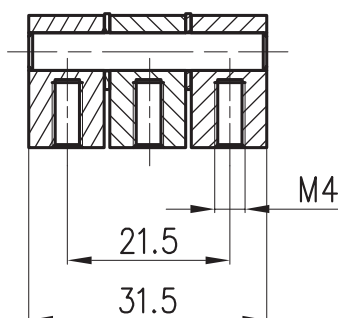
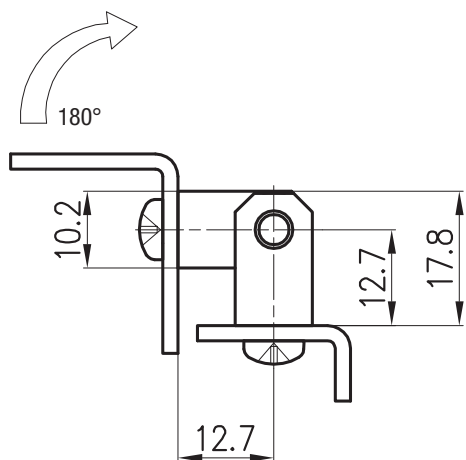
Materiali e finitura - *Materials and finishing*

Flangia / *Flange*

zama verniciata nera / *zinc alloy black powder coated*

Perno / *Pin*

acciaio zincato / *steel zinc plated*



Codice
Part Number

HNG.206.4.BK

HNG.0334.AZ

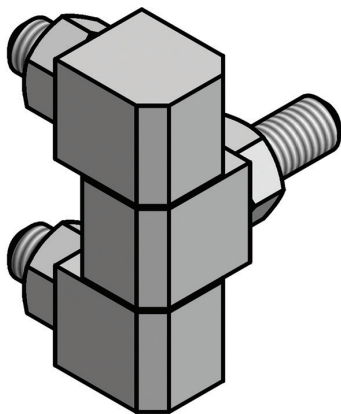
Materiali e finitura - Materials and finishing

Flangia / Flange

acciaio zincato / steel zinc plated

Perno, prigionieri e dado / Pin, studs and nut

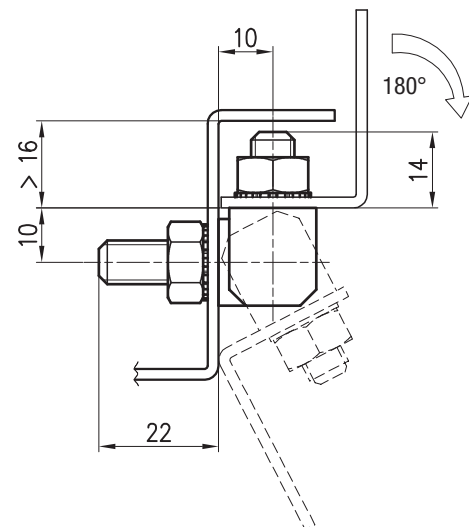
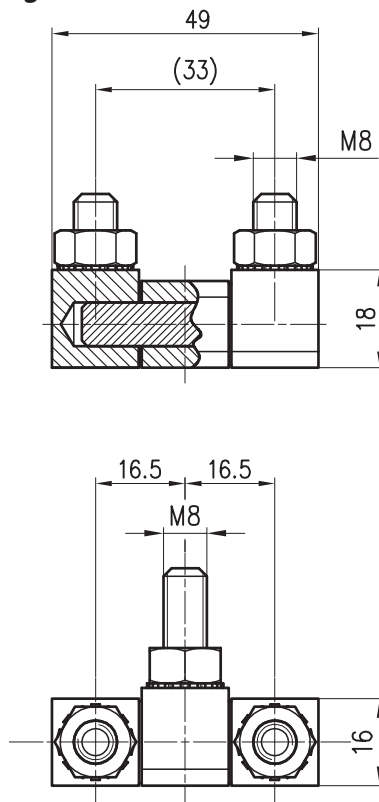
acciaio zincato / steel zinc plated



Codice

Part Number

HNG.0334.AZ



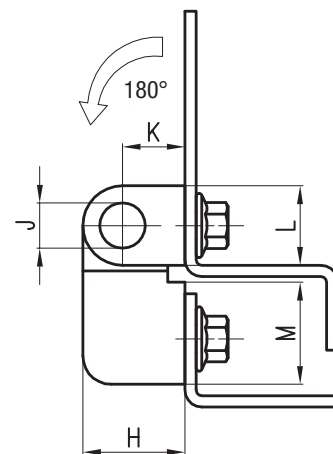
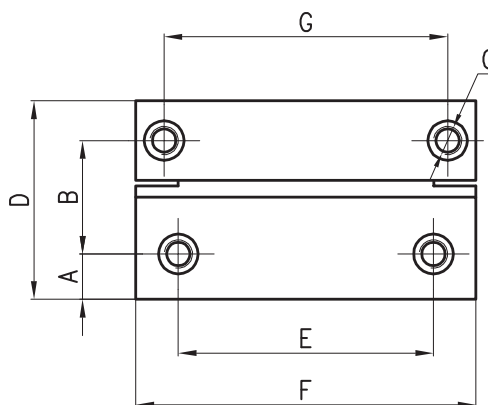

HNG.219.*

Materiali e finitura - Materials and finishing

Flangia e perno / Flange and pin

acciaio verniciato nero / steel black powder coated (BK)

Versione frizionata / Torque version (RBK)



Codice Part Number	A	B	C	D	E	F	G	H	J	K	L	M
HNG.219.1BK	8	20	M5	35	45	60	50	18	Ø8	11	14	18
HNG.219.1RBK	8	20	M5	35	45	60	50	18	Ø8	11	14	18
HNG.219.2BK	4	13	M4	22	22	30	22	13	Ø5	8	10	9
HNG.219.2RBK	4	13	M4	22	22	30	22	13	Ø5	8	10	9
HNG.219.3BK	4	18,5	M4	27,5	22	30	22	13	Ø5	8	10	14,5
HNG.219.3RBK	4	18,5	M4	27,5	22	30	22	13	Ø5	8	10	14,5

HNG.2207.4530*

Materiali e finitura - Materials and finishing

Flangia / Flange

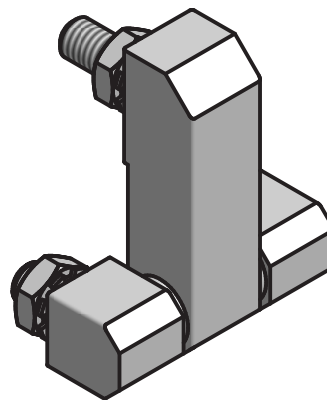
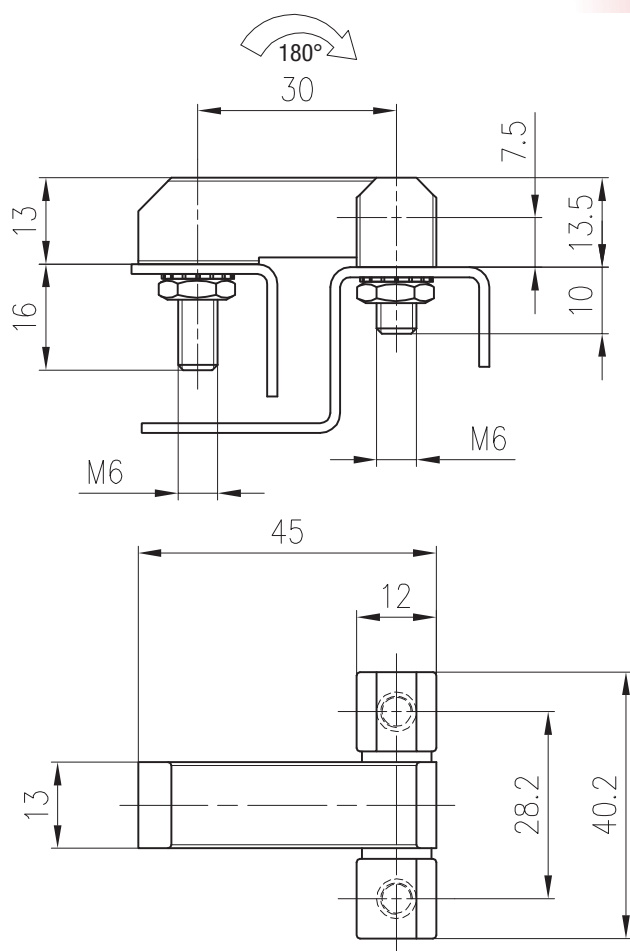
acciaio zincato / steel zinc plated (AZ)

acciaio inox / stainless steel (BP)

Perno, prigionieri, dadi, rondelle/ Pin, studs, nuts and grommet

acciaio zincato / steel zinc plated (AZ)

acciaio inox / stainless steel (BP)



Codice
Part Number

HNG.2207.4530.AZ

HNG.2207.4530.BP

HNG.2207.5029.*

Materiali e finitura - Materials and finishing

Flangia / Flange

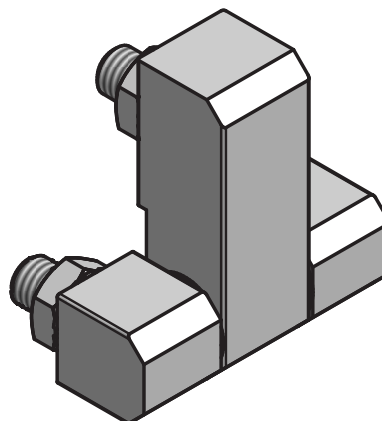
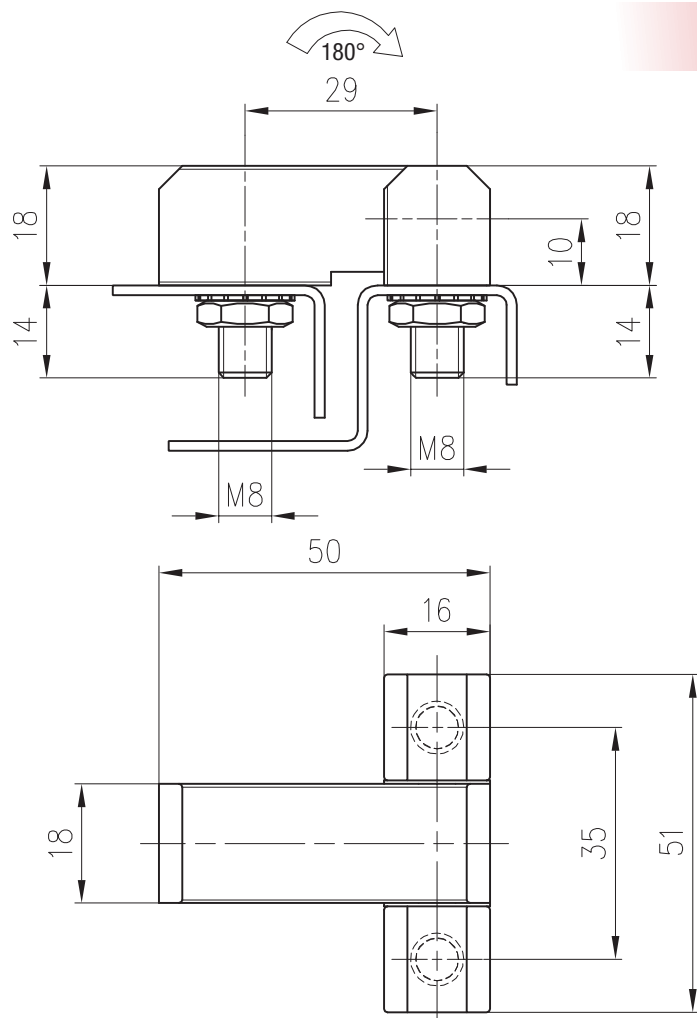
acciaio zincato / steel zinc plated (AZ)

acciaio inox / stainless steel (BP)

Perno, prigionieri, dadi, rondelle/ Pin, studs, nuts and grommet

acciaio zincato / steel zinc plated (AZ)

acciaio inox / stainless steel (BP)



Codice
Part Number

HNG.2207.5029.AZ

HNG.2207.5029.BP

HNG.204.*

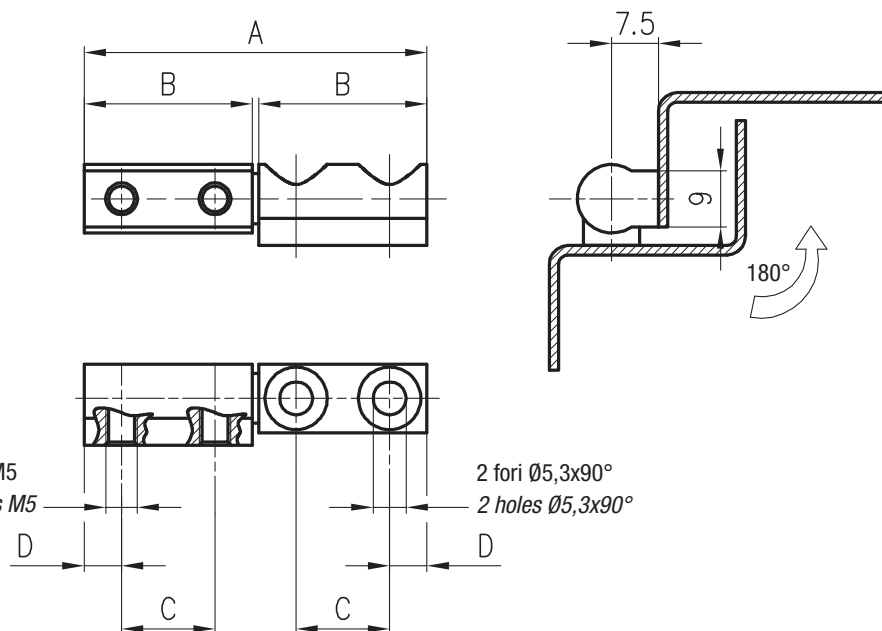
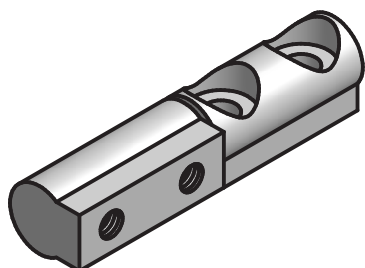
Materiali e finitura - Materials and finishing

Flangia / Flange

acciaio zincato / steel zinc plated

Coperchio / Cover

acciaio inox / stainless steel



Codice Part Number	A	B	C	D
HNG.204.2	95	47	30	7
HNG.204.4	55	27	15	6

HNG.201.1BK

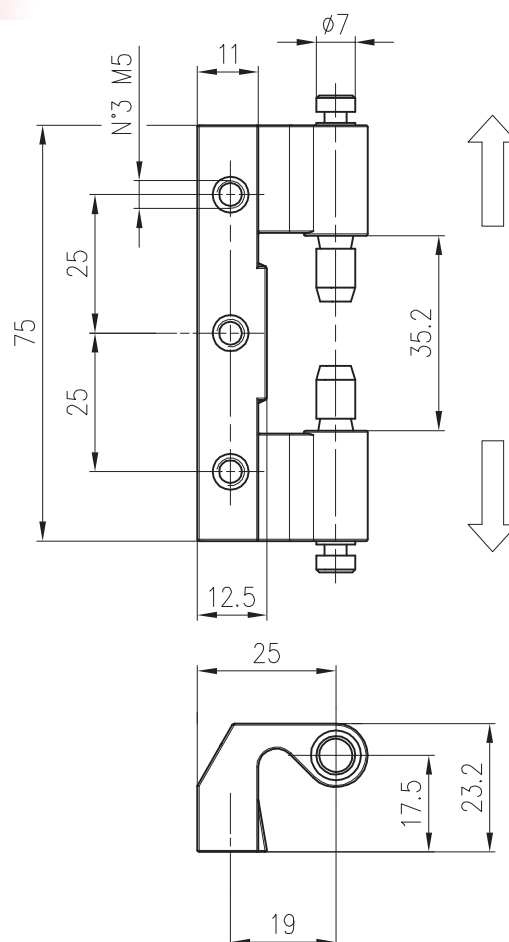
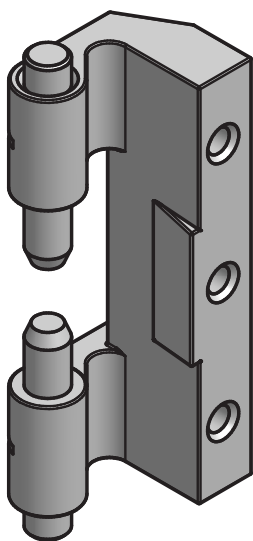
Materiali e finitura - Materials and finishing

Flangia / Flange

zama verniciata nera / zinc alloy black powder coated

Perni / Pins

acciaio zincato / steel zinc plated



Codice
Part Number

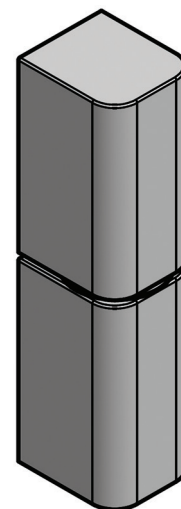
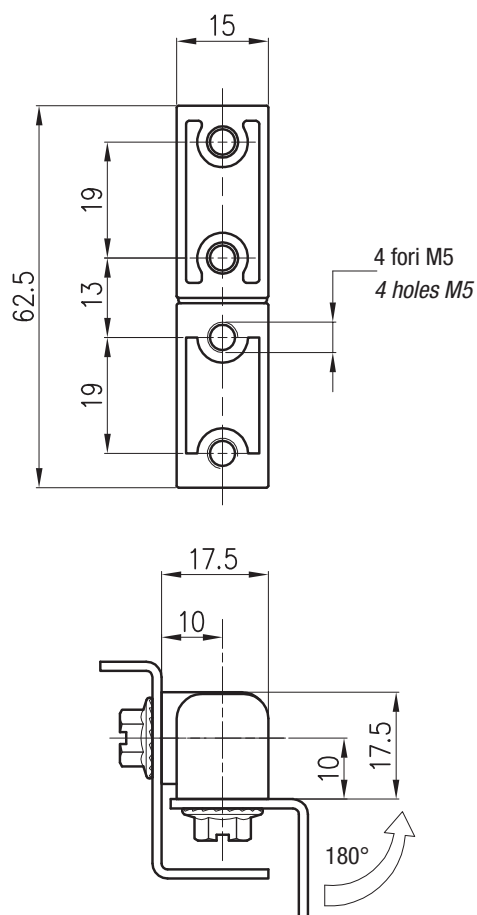
HNG.201.1BK

HNG.LH07.BK

Materiali e finitura - *Materials and finishing*

Flangia e perno / *Flange and pin*

zama verniciata nera / *zinc alloy black powder coated*



Codice
Part Number
HNG.LH07.BK

HNG.235.BK

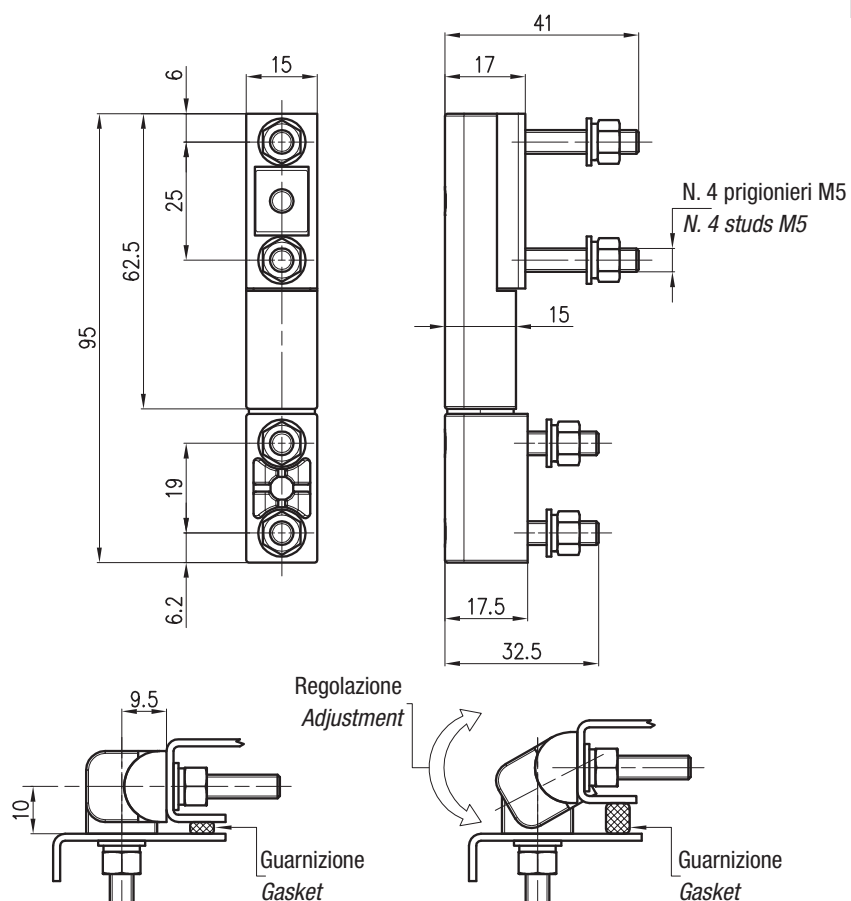
Materiali e finitura - *Materials and finishing*

Flangia / *Flange*

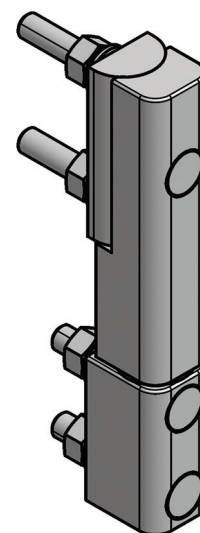
zama verniciata nera / *zinc alloy black powder coated*

Perno / *Pin*

acciaio inox / *stainless steel*



N. 4 prigionieri M5
N. 4 studs M5



Codice
Part Number
HNG.235.BK

HNG.203.1*BK

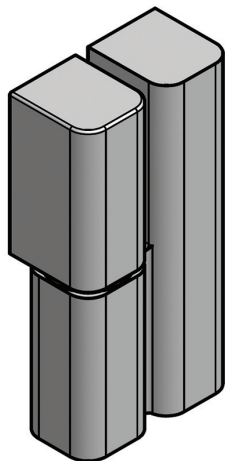
Materiali e finitura - Materials and finishing

Flangia e perno / Flange and pin

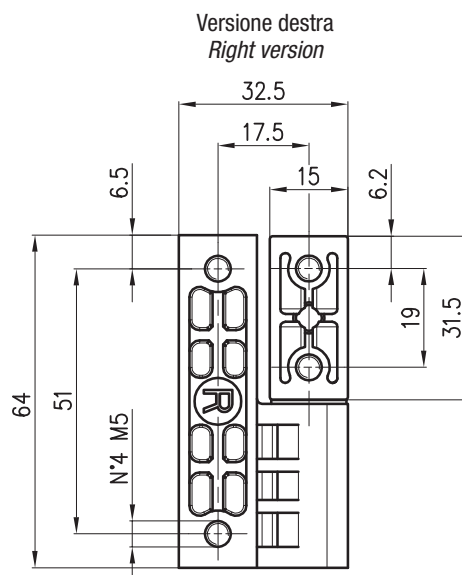
zama verniciata nera / zinc alloy black powder coated

Rondella / Shim

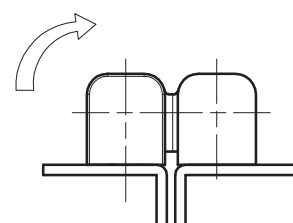
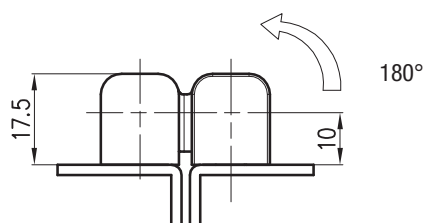
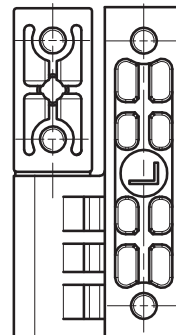
nylon / nylon



Codice Part Number	Versione Version
HNG.203.1YBK	Destra / Right
HNG.203.1ZBK	Sinistra / Left



Versione sinistra
Left version



HNG.2031235.BK*

Materiali e finitura - Materials and finishing

Flangia e perno / Flange and pin

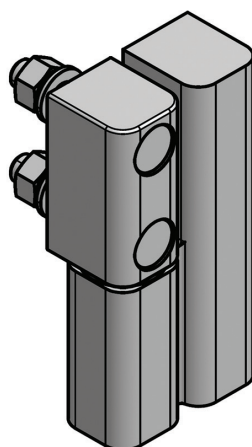
zama verniciata nera / zinc alloy black powder coated

Rondella / Shim

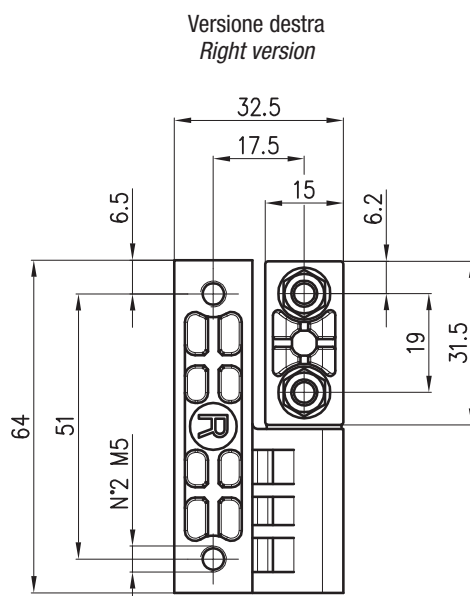
nylon / nylon

Vite e dado / Screw and nut

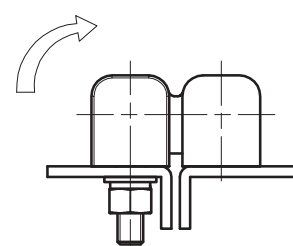
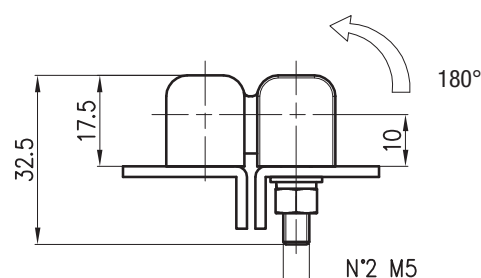

acciaio inox / stainless steel



Codice Part Number	Versione Version
HNG.2031235.BKR	Destra / Right
HNG.2031235.BKL	Sinistra / Left



Versione sinistra
Left version



HNG.203.4*BK

Materiali e finitura - *Materials and finishing*

Flangia e perno / *Flange and pin*


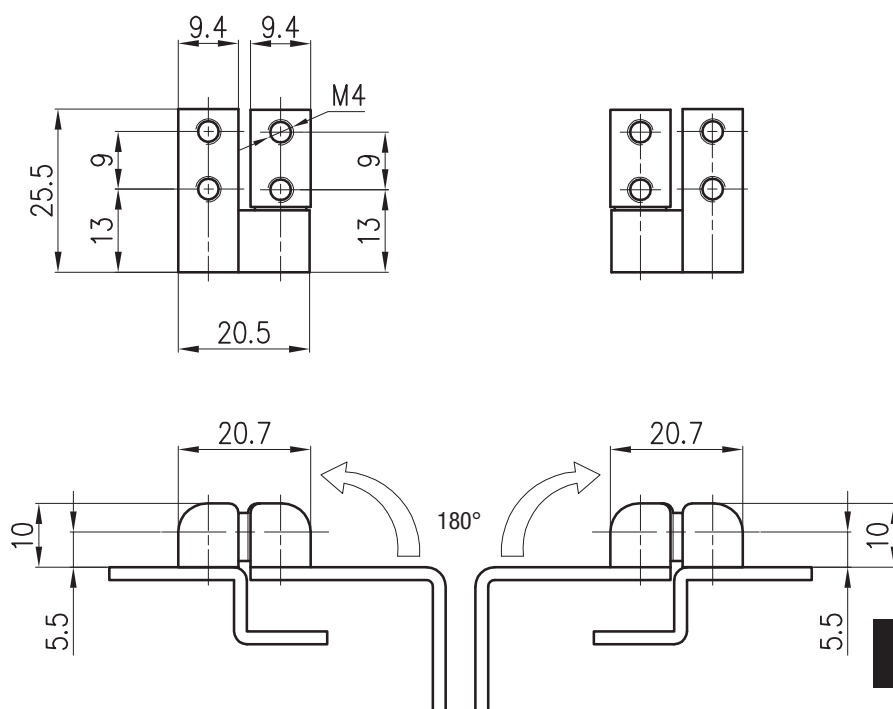
zama verniciata nera / *zinc alloy black powder coated*

Rondella / *Shim*

nylon / *nylon*

Versione destra
Right version

Versione sinistra
Left version



Codice
Part Number

Versione
Version

HNG.203.4YBK

Destra / *Right*

HNG.203.4ZBK

Sinistra / *Left*

HNG.203.3*BK

Materiali e finitura - *Materials and finishing*

Flangia / *Flange*

zama verniciata nera / *zinc alloy black powder coated*

Perno / *Pin*

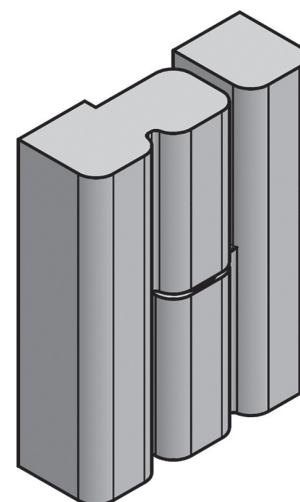
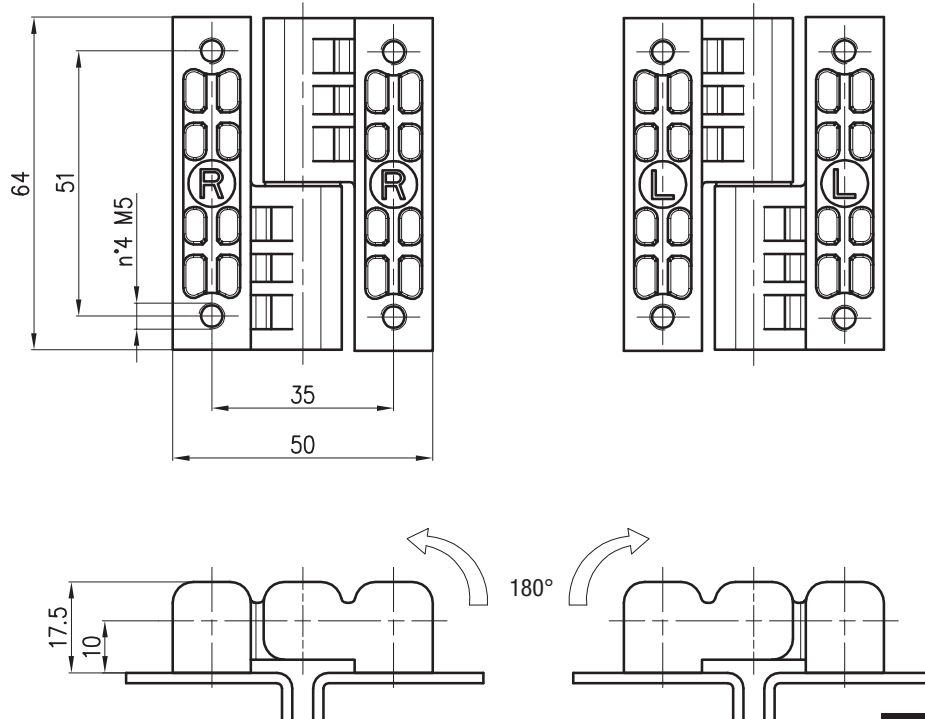
acciaio zincato / *steel zinc plated*

Rondella / *Shim*

nylon / *nylon*

Versione destra
Right version

Versione sinistra
Left version



Codice
Part Number

Versione
Version

HNG.203.3YBK

Destra / *Right*

HNG.203.3ZBK

Sinistra / *Left*

HNG.HLE61010120.PN

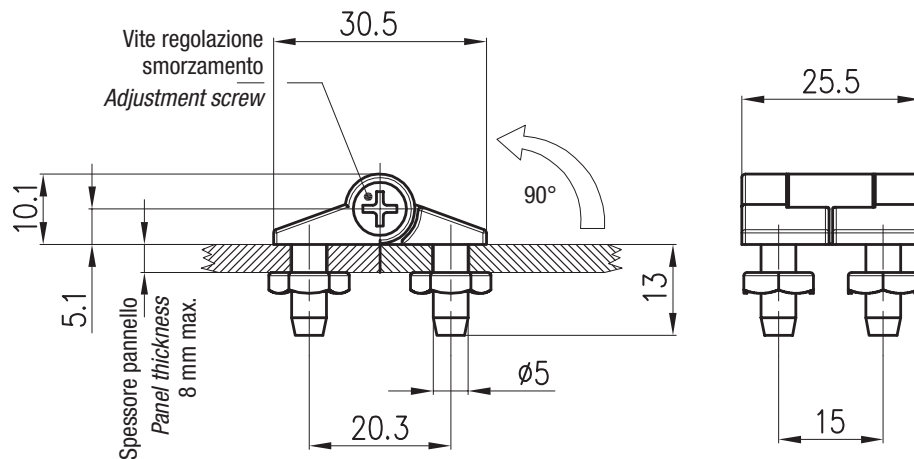

Materiali e finitura - Materials and finishing

Flangia e prigionieri / Flange and studs

plastica nera / black plastic

Dadi / Nuts

acciaio zincato / steel zinc plated



Codice

Part Number

HNG.HLE61010120.PN

HNG.2310.02.10BK

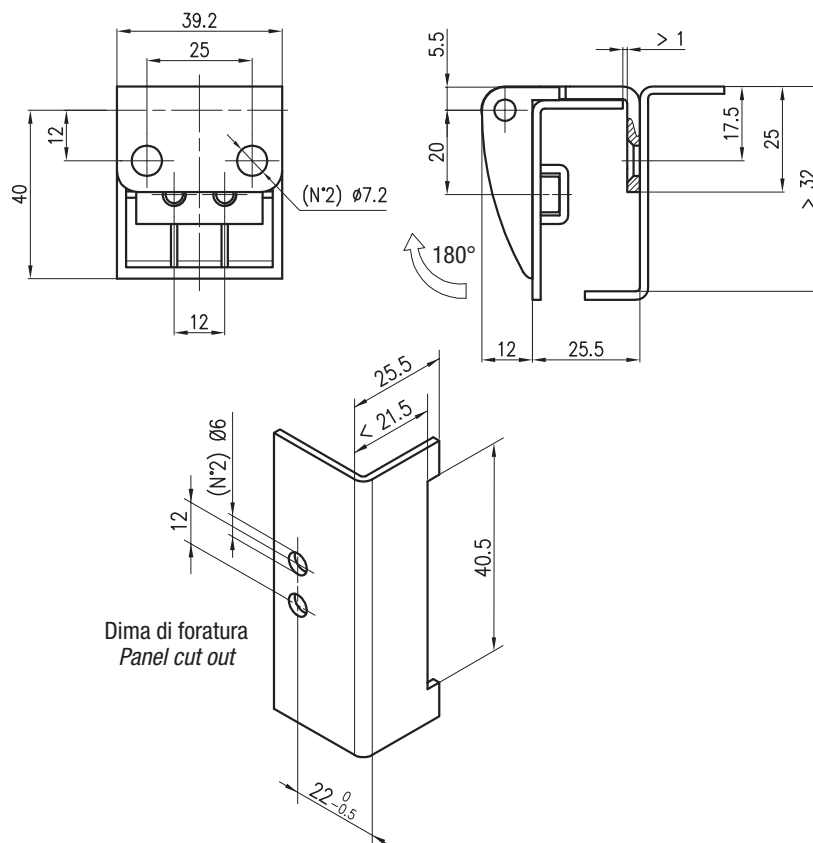
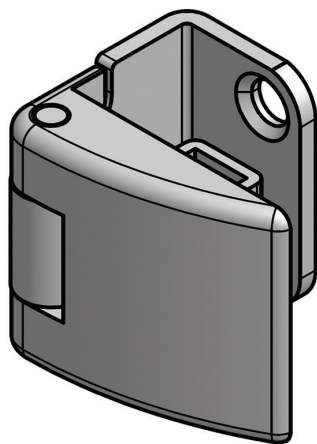
Materiali e finitura - Materials and finishing

Flangia / Flange

zama verniciata nera / zinc alloy black powder coated

Perno / Pin

acciaio zincato / steel zinc plated



Codice

Part Number

HNG.2310.0210BK

HNG.2408.03.*

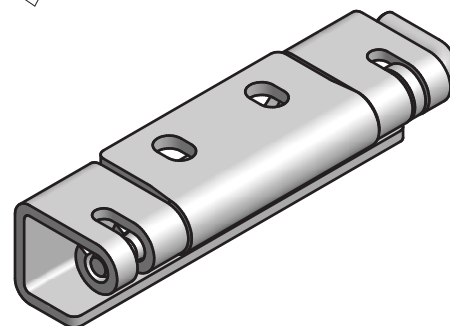
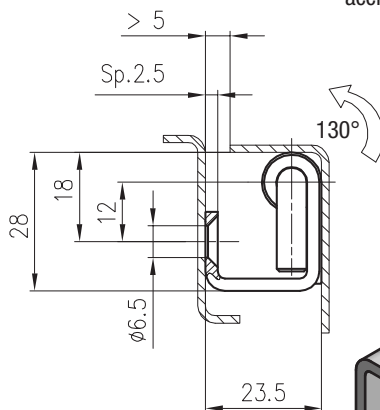
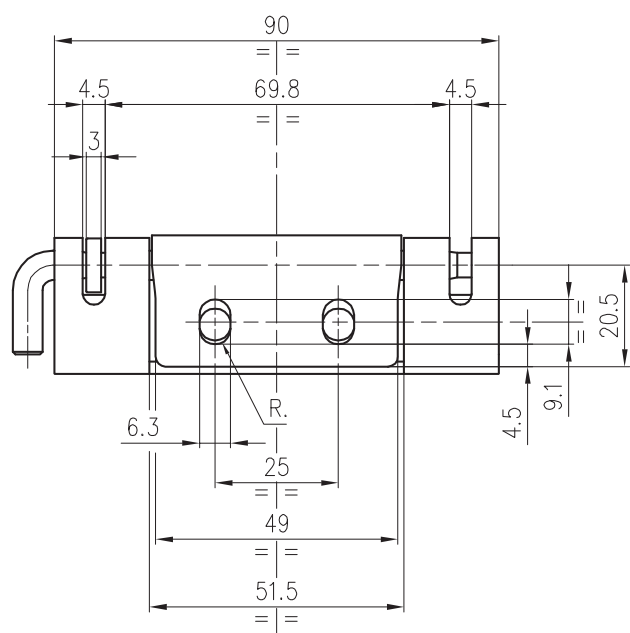
Materiali e finitura - Materials and finishing

Flangia / Flange

acciaio zincato / steel zinc plated (AZ)
acciaio inox AISI304 / stainless steel AISI304 (BP)
acciaio inox AISI316 / stainless steel AISI316 (CP)

Anelli di arresto / Stop ring

plastica rossa / red plastic



Codice
Part Number

HNG.2408.03.AZ

HNG.2408.03.BP

HNG.2408.03.CP

HNG.2414.01.PN

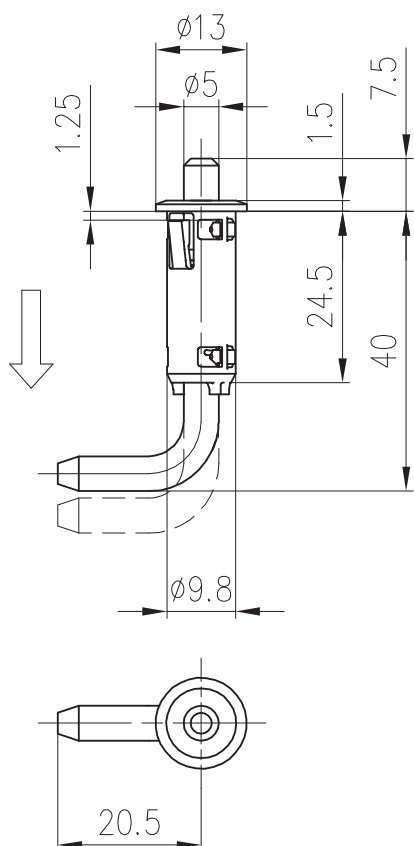
Materiali e finitura - Materials and finishing

Boccola / Housing

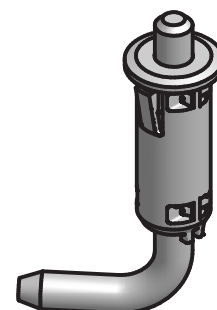
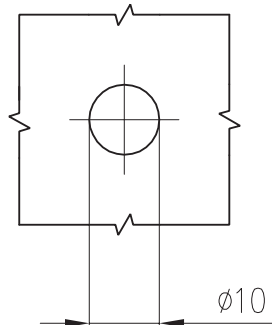
nylon / nylon

Perno / Pin

acciaio zincato / steel zinc plated



Dima di foratura
Panel cut out



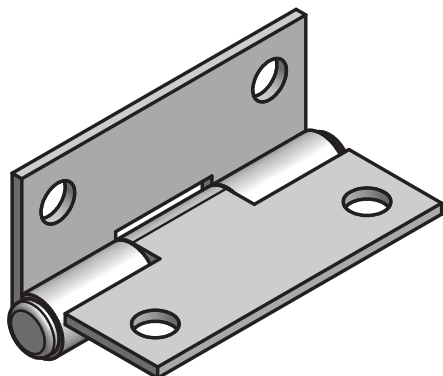
Codice
Part Number

HNG.2414.01.PN

HNG.6236116.AZ

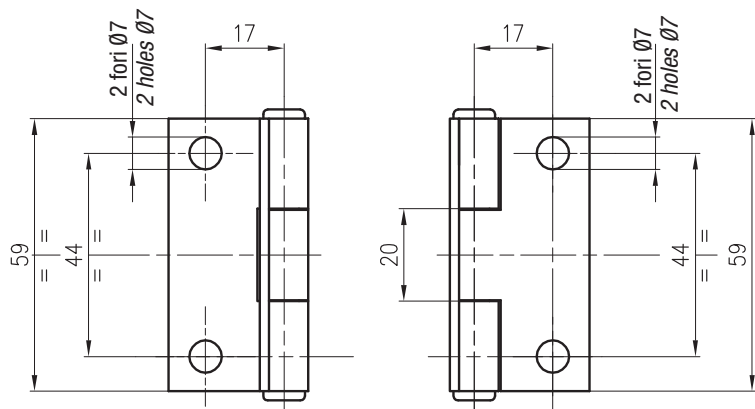
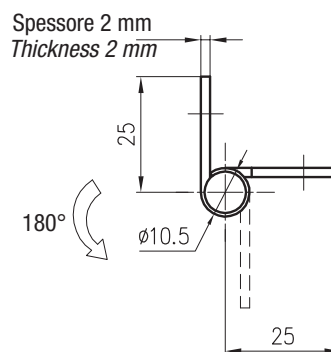
Materiali e finitura - Materials and finishing

Flangia e perno / Flange and pin
acciaio zincato / steel zinc plated



Codice
Part Number

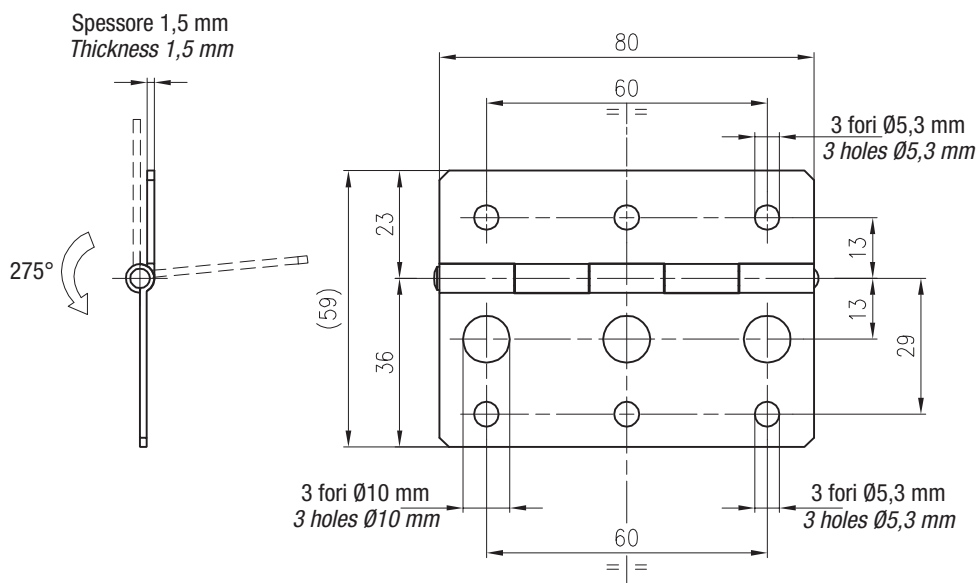
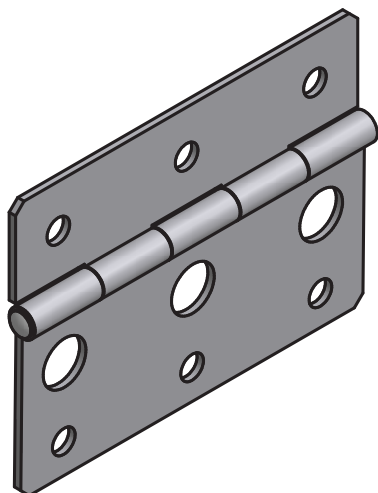
HNG.6236116.AZ



HNG.31035554.BK

Materiali e finitura - Materials and finishing

Flangia e perno / Flange and pin
acciaio verniciato nero / steel black powder coated



Codice
Part Number

HNG.31035554.BK

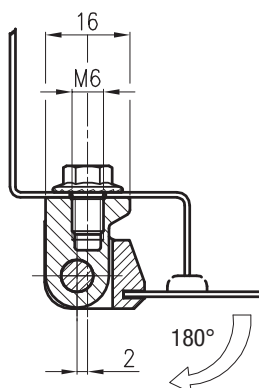
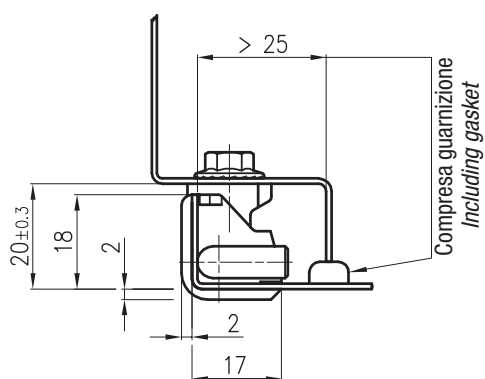
Materiali e finitura - Materials and finishing

Flangia / Flange

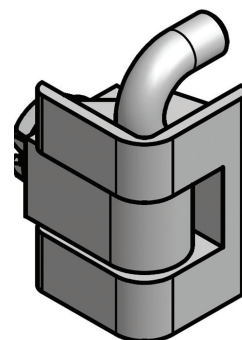
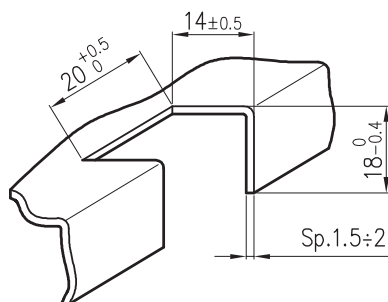
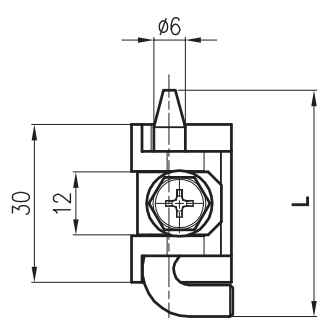
zama cromata lucida / zinc alloy chrome plated (AC)
zama verniciata nera / zinc alloy black powder coated (BK)
acciaio inox AISI316 / stainless steel AISI316 (BPC)

Perno / Pin

acciaio zincato / steel zinc plated (AC/BK)
acciaio inox AISI316 / stainless steel AISI316 (BPC)



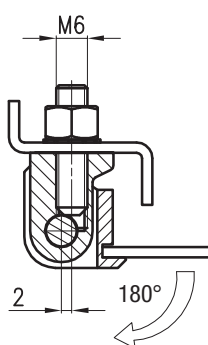
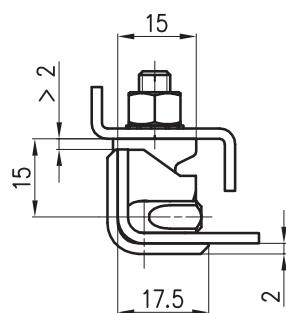
Dima di foratura
Panel cut out



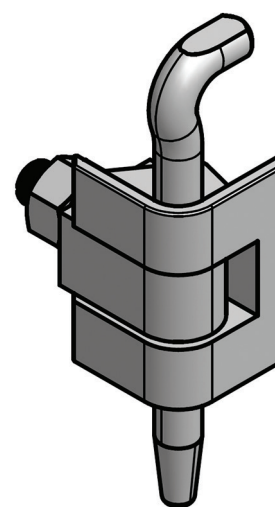
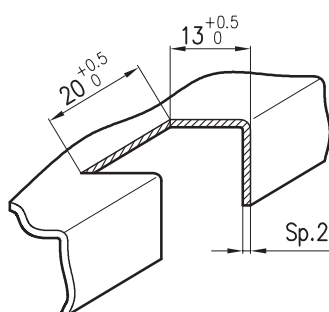
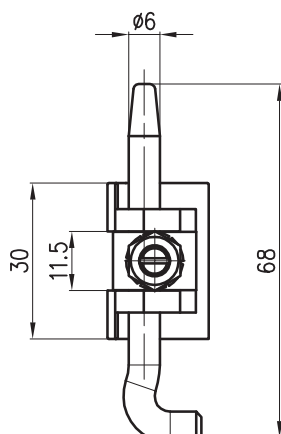
Codice Part Number	L
HNG.097MP.AC	43
HNG.097MP.BK	43
HNG.097MP1.AC	60
HNG.097MP1.BK	60
HNG.097MP1.BPC	60

Materiali e finitura - Materials and finishing

Flangia e perno / Flange and pin
acciaio inox / stainless steel



Dima di foratura
Panel cut out



Codice
Part Number
HNG.097MP.BP

HNG.098.*

Materiali e finitura - Materials and finishing

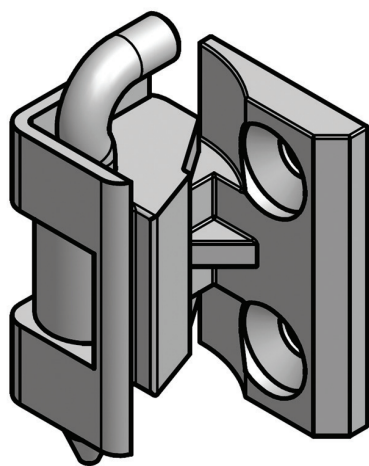
Flangia / Flange

zama cromata lucida / zinc alloy chrome plated (AC)

zama verniciata nera / zinc alloy black powder coated (BK)

Perno / Pin

acciaio zincato / steel zinc plated

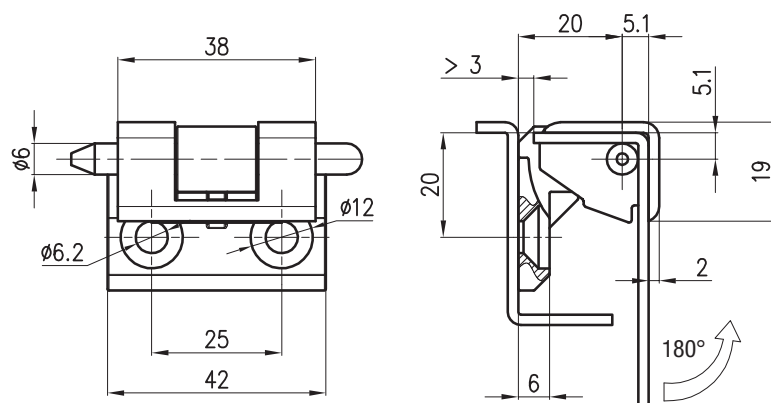


Codice

Part Number

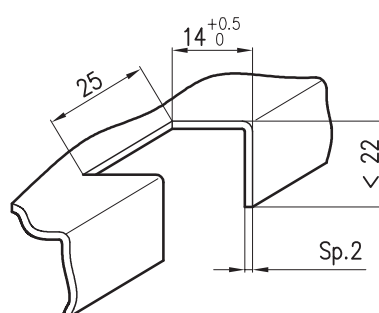
HNG.098.AC

HNG.098.BK



Dima di foratura

Panel cut out



HNG.098MP.BK

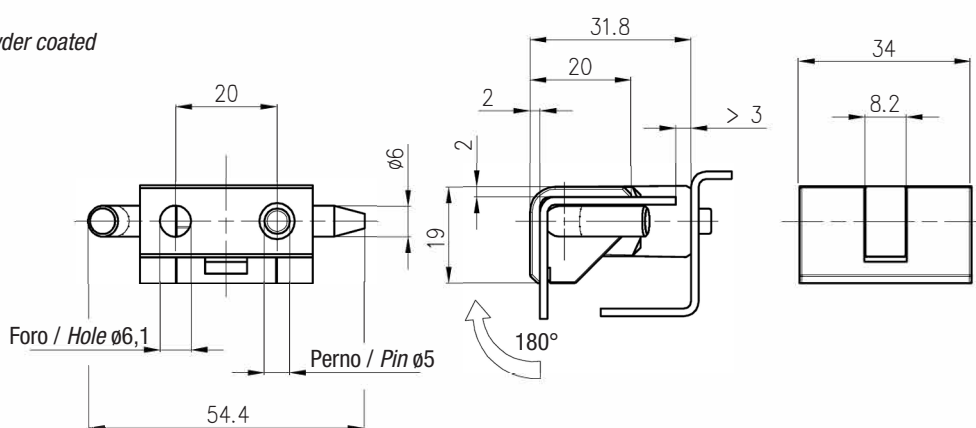
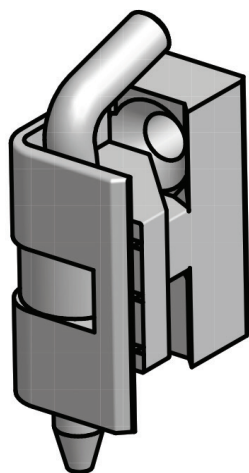
Materiali e finitura - Materials and finishing

Flangia / Flange

zama verniciata nera / zinc alloy black powder coated

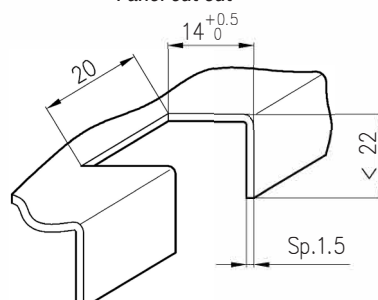
Perno / Pin

acciaio zincato / steel zinc plated



Dima di foratura

Panel cut out



Codice

Part Number

HNG.098MP.BK

HNG.104.BK

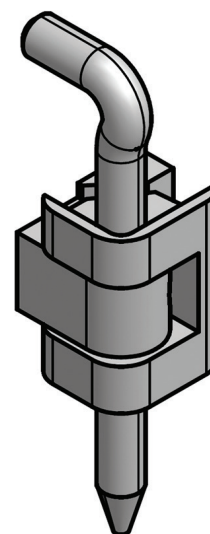
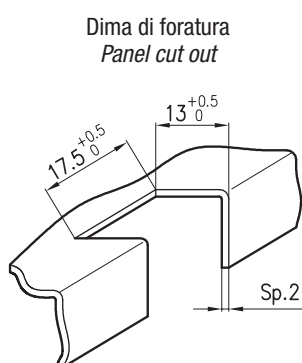
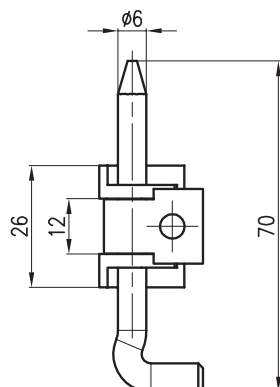
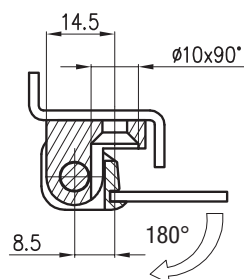
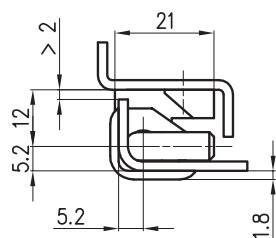
Materiali e finitura - *Materials and finishing*

Flangia / *Flange*

zama verniciata nera / *zinc alloy black powder coated*

Perno / *Pin*

acciaio inox / *stainless steel*



Codice
Part Number
HNG.104.BK

HNG.212.3B.BK

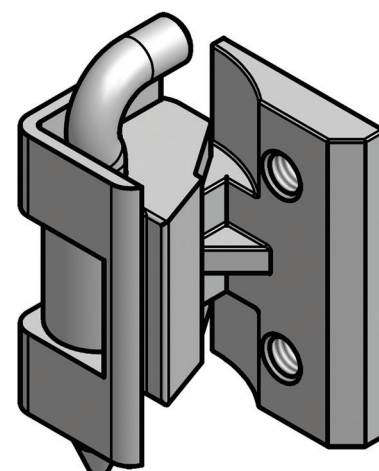
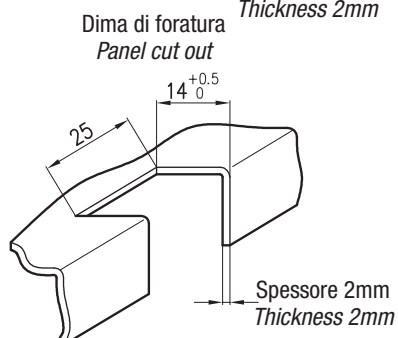
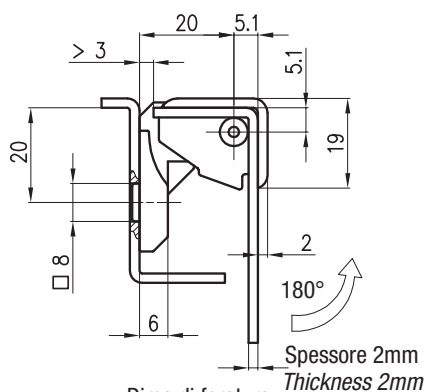
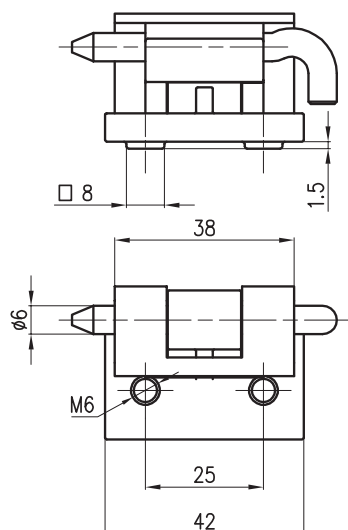
Materiali e finitura - *Materials and finishing*

Flangia / *Flange*

zama verniciata nera / *zinc alloy black powder coated*

Perno / *Pin*

acciaio nichelato / *steel nickel plated*



Codice
Part Number
HNG.212.3B.BK

HNG.205.2*BK

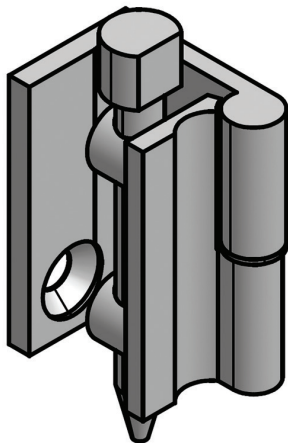
Materiali e finitura - *Materials and finishing*

Flangia / Flange

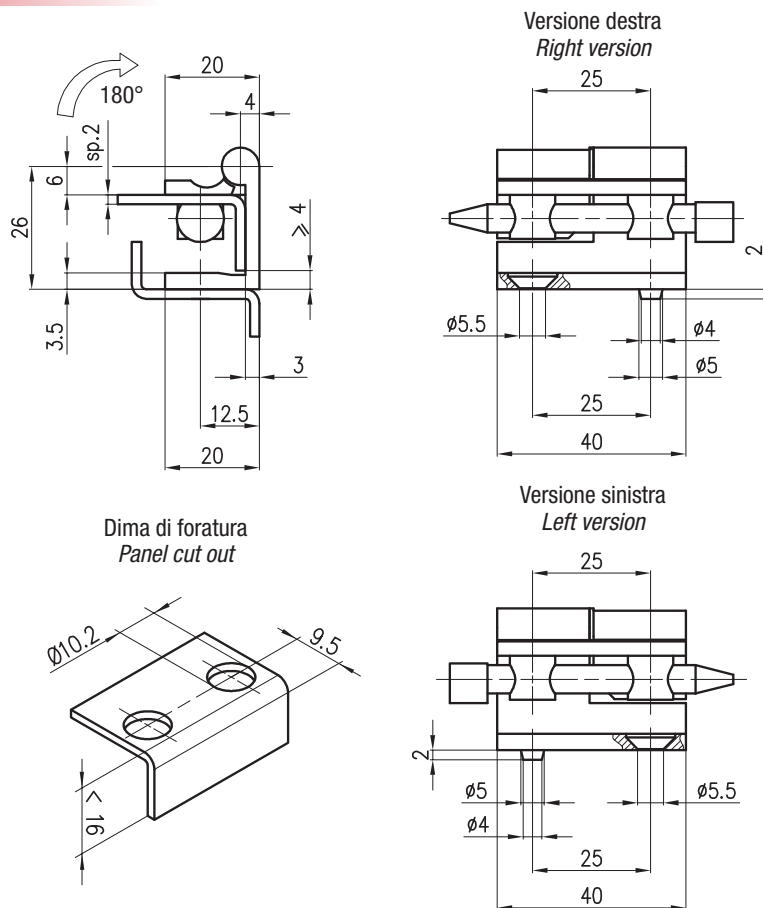
zama verniciata nera / *zinc alloy black powder coated*

Perno / Pin

plastica / *plastic*



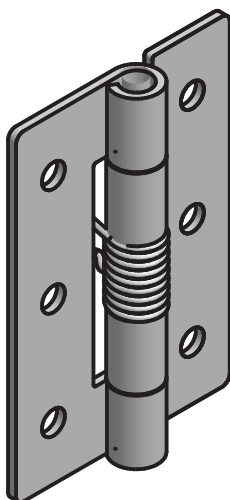
Codice <i>Part Number</i>	Versione <i>Version</i>
HNG.205.2YBK	Destra / <i>Right</i>
HNG.205.2ZBK	Sinistra / <i>Left</i>



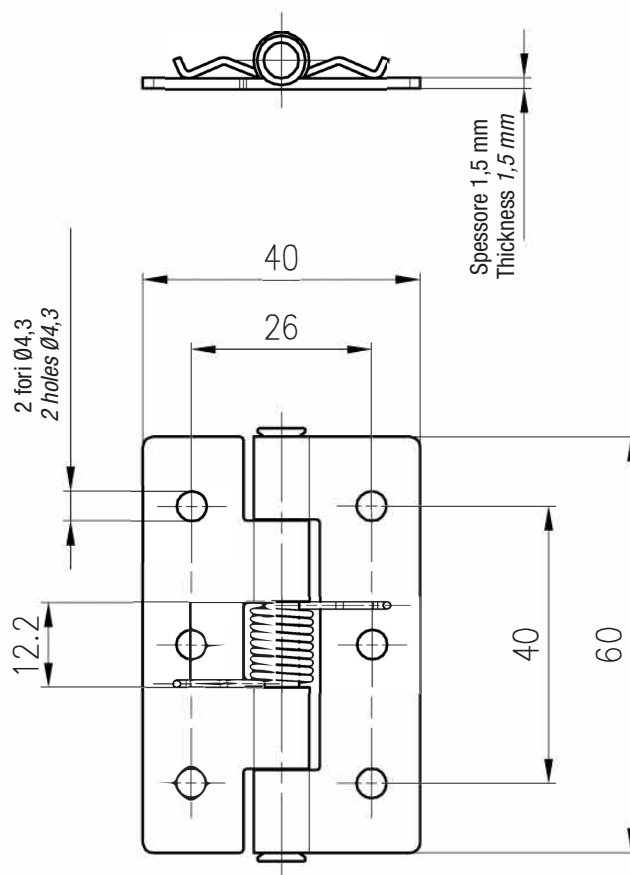
HNG.2128.604.BP

Materiali e finitura - *Materials and finishing*

Flangia, molla e perno / Flange, spring end pin

acciaio inox / *stainless steel*

Codice
Part Number
HNG.2128.604.BP



HNG.213.2BK

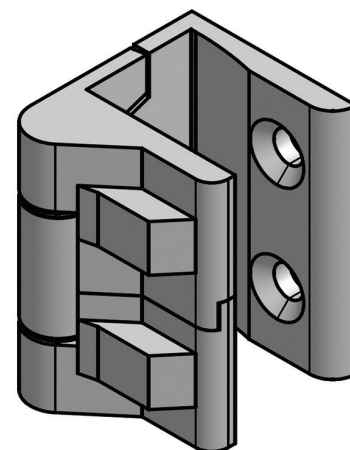
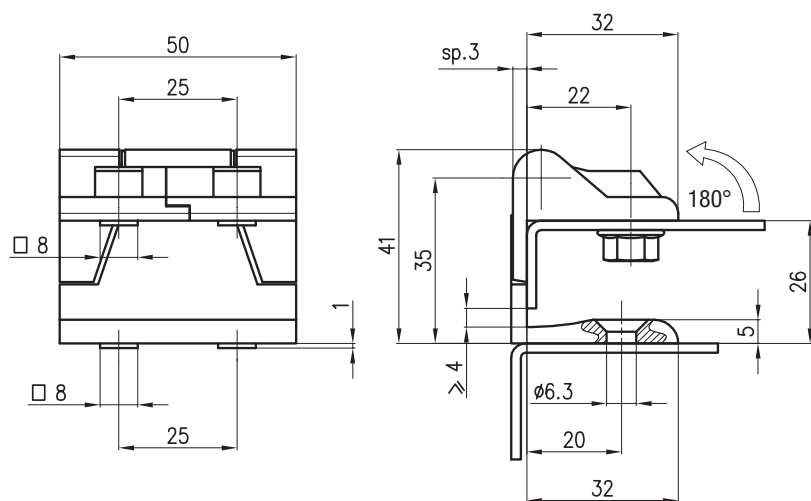
Materiali e finitura - *Materials and finishing*

Flangia / *Flange*

zama verniciata nera / *zinc alloy black powder coated*

Perno / *Pin*

acciaio zincato / *steel zinc plated*



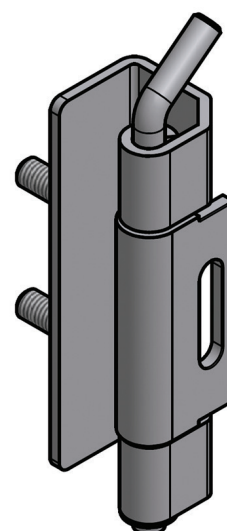
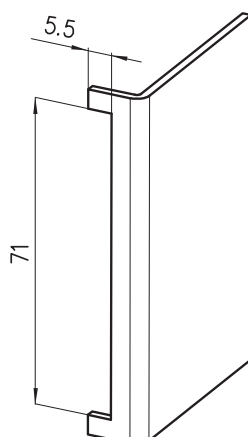
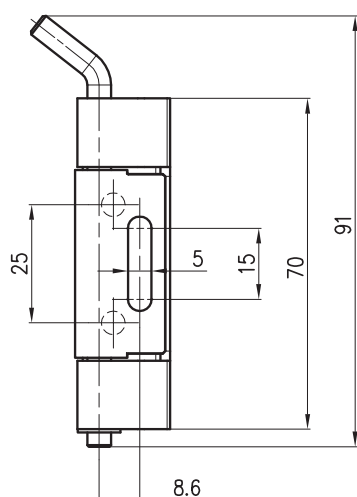
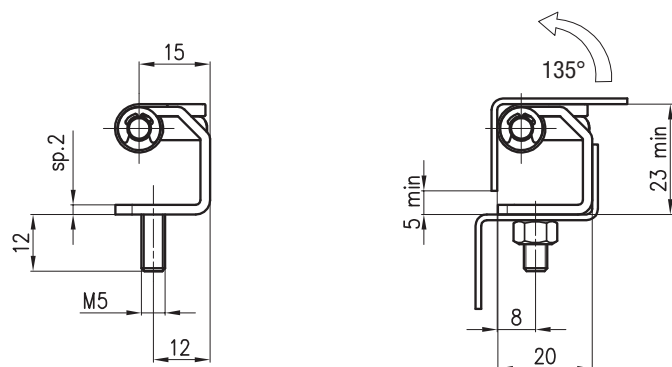
Codice
Part Number
HNG.213.2BK

HNG.HL060.AZ

Materiali e finitura - *Materials and finishing*

Flangia e perno / *Flange and pin*

acciaio zincato / *steel zinc plated*



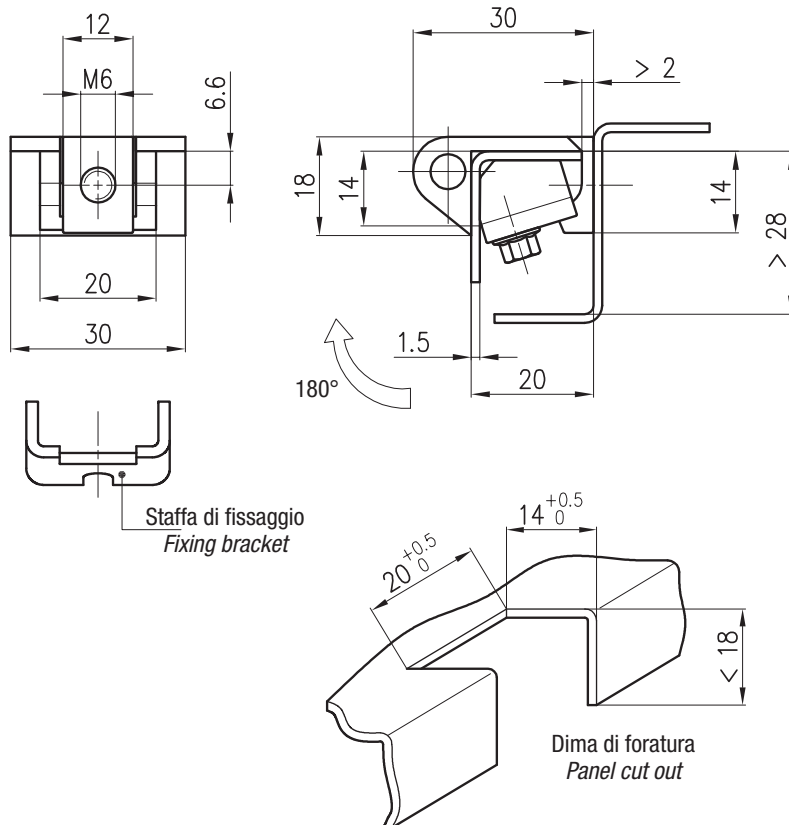
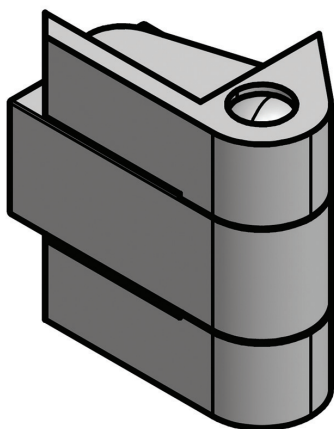
Codice
Part Number
HNG.HL060.AZ

HNG.208.*

Materiali e finitura - Materials and finishing

Flangia e perno / Flange and pin

zama cromata lucida / zinc alloy chrome plated (AC)
zama verniciata nera / zinc alloy black powder coated (BK)



Codice

Part Number

HNG.208.AC

HNG.208.BK

HNG.2113.01.PN

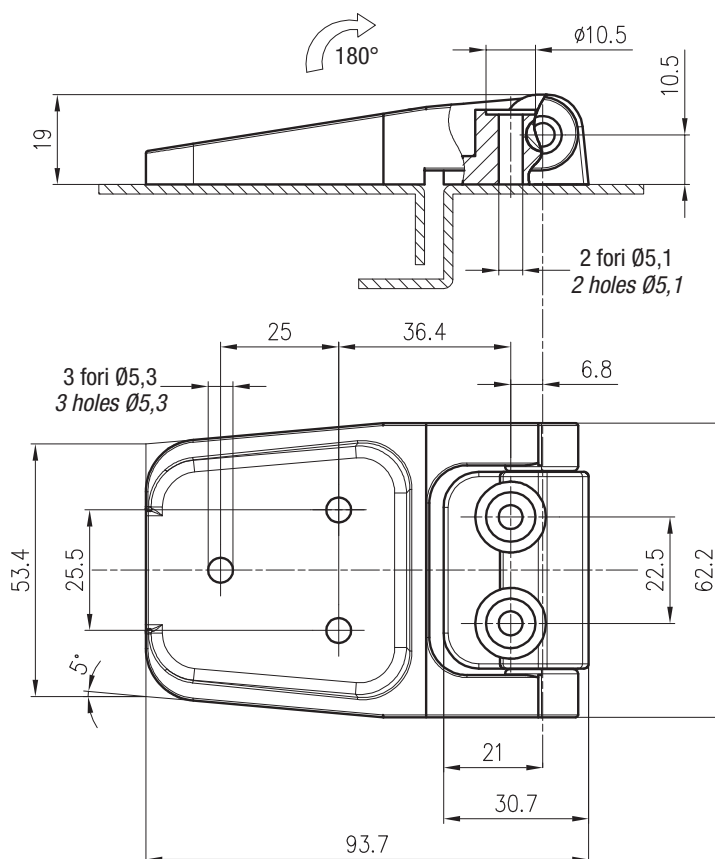
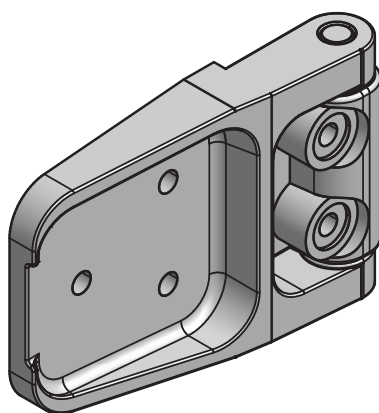
Materiali e finitura - Materials and finishing

Flangia / Flange

PA6.6 +30% GF

Perno / Pin

acciaio zincato / steel zinc plated



Codice

Part Number

HNG.2113.01.PN

Materiali e finitura - Materials and finishing

Flangia / Flange

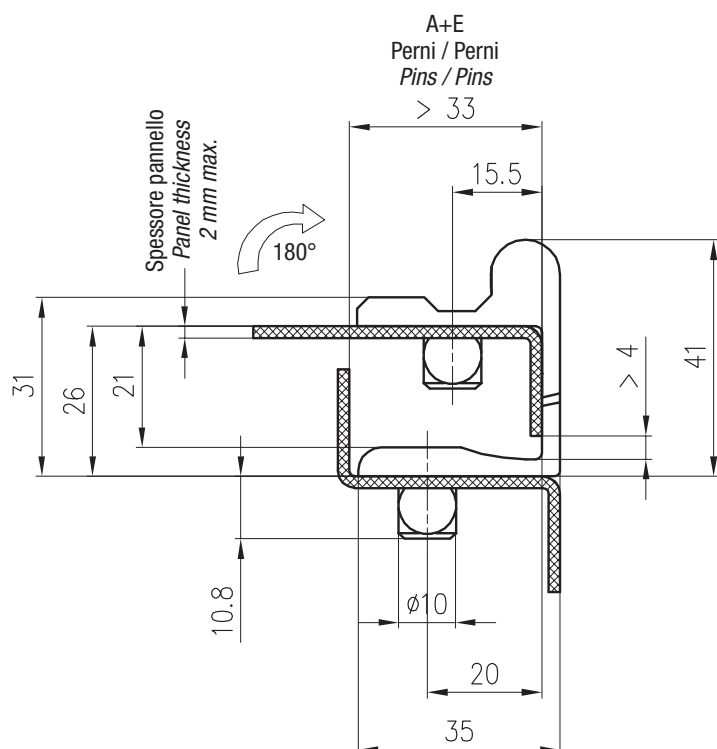
zama verniciata nera / zinc alloy black powder coated (BK)
zama cromata (su richiesta) / zinc alloy chrome plated (on request)

Perno rotazione / Rotation pin

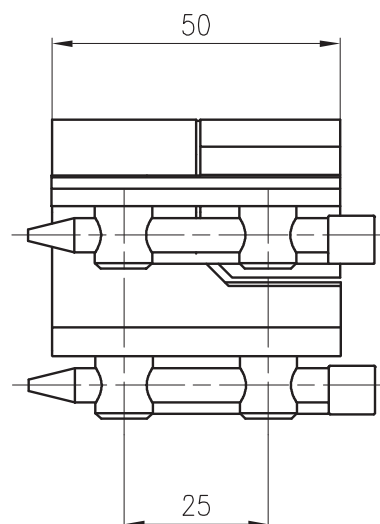
acciaio inox / stainless steel

Spine bloccaggio / Fixing pins

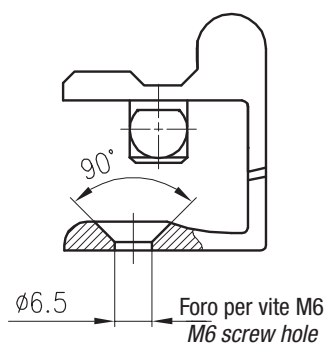
plastica nera / black plastic



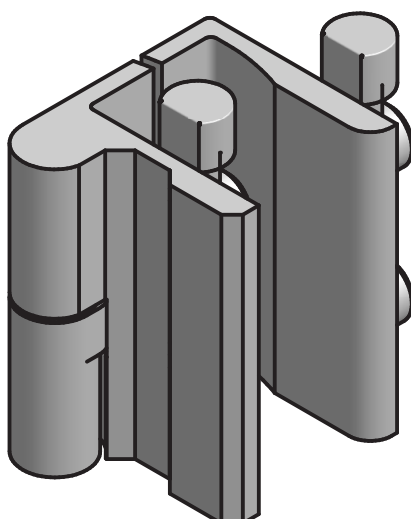
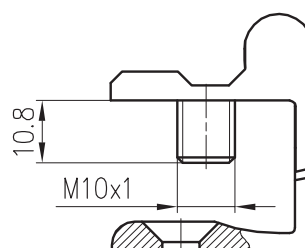
A+E
Perni / Perni
Pins / Pins
> 33



C+E
Fori / Perni
Holes / Pins



C+F
Fori / Prigionieri
Holes / Studs



Codice Part Number	Versione Version
HNG.2308.111AEL.BK	sinistra / left A+E
HNG.2308.111AER.BK	destra / right A+E
HNG.2308.111CEL.BK	sinistra / left C+E
HNG.2308.111CER.BK	destra / right C+E
HNG.2308.111CFL.BK	sinistra / left C+F
HNG.2308.111CFR.BK	destra / right C+F

HNG.2123.01.**

Materiali e finitura - Materials and finishing

Flangia / Flange

zama cromata lucida / zinc alloy chrome plated (AC)

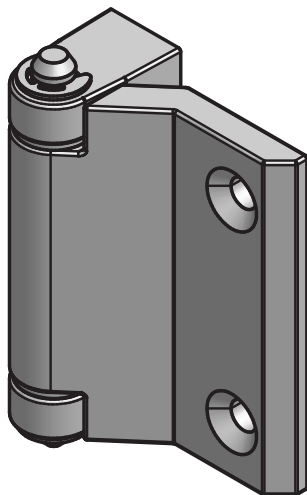
zama verniciata nera / zinc alloy black powder coated (BK)

Perno e anello di arresto / Pin and seeger

acciaio inox / stainless steel

Boccola / Bush

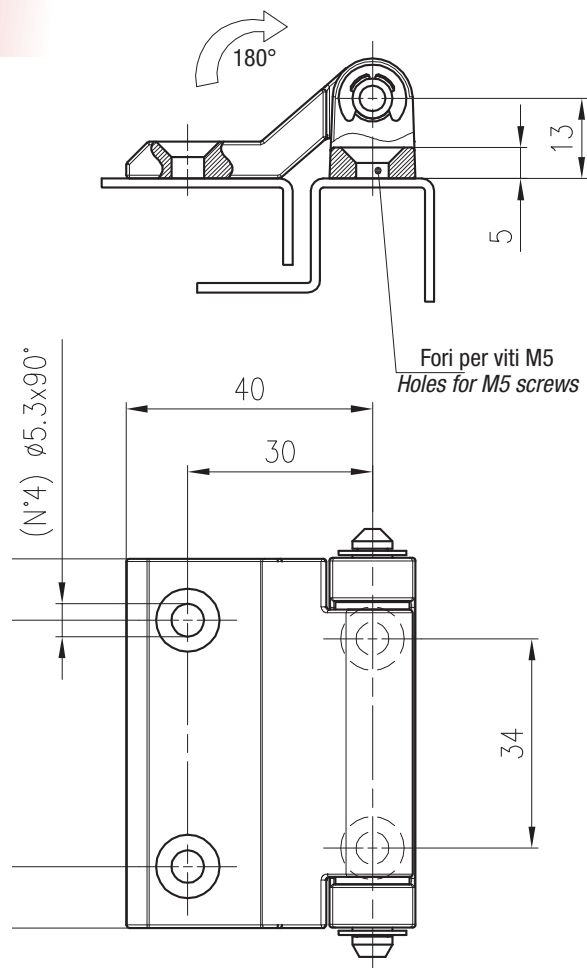
Nylon / Nylon



Codice
Part Number

HNG.2123.01.AC

HNG.2123.01.BK



HNG.2103.02.**

Materiali e finitura - Materials and finishing

Flangia / Flange

zama cromata lucida / zinc alloy chrome plated (AC)

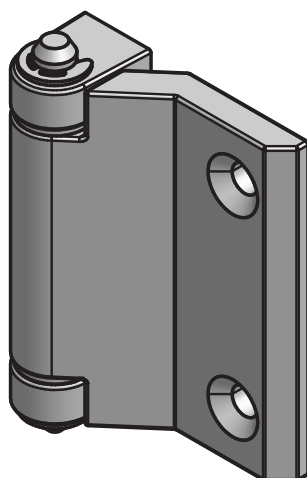
zama verniciata nera / zinc alloy black powder coated (BK)

Perno e anello di arresto / Pin and seeger

acciaio inox / stainless steel

Boccola / Bush

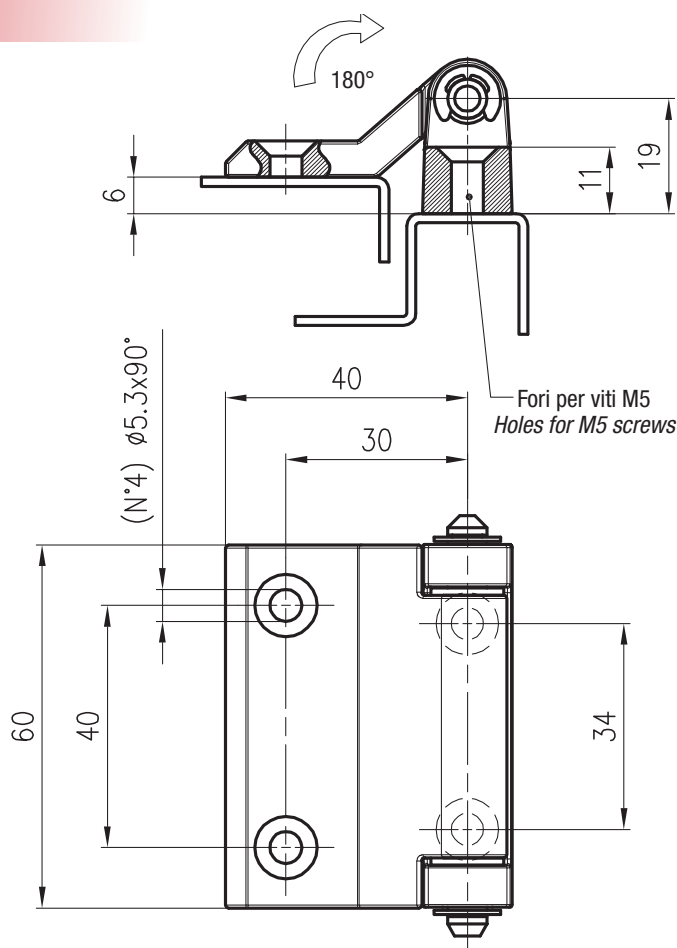
Nylon / Nylon

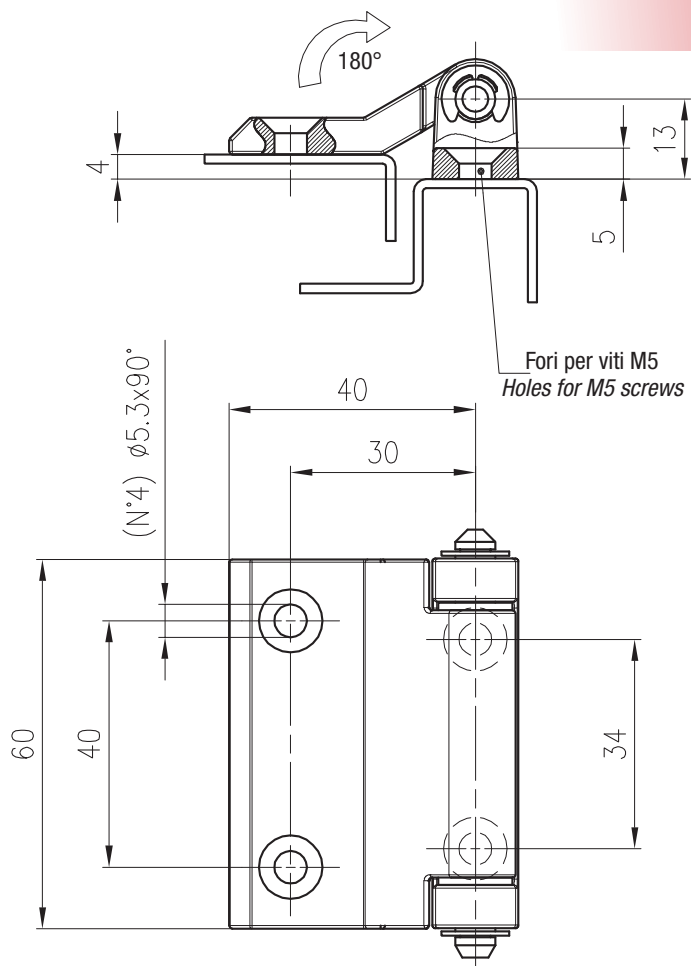


Codice
Part Number

HNG.2123.02.AC

HNG.2123.02.BK



HNG.2123.03.****Materiali e finitura - Materials and finishing****Flangia / Flange**

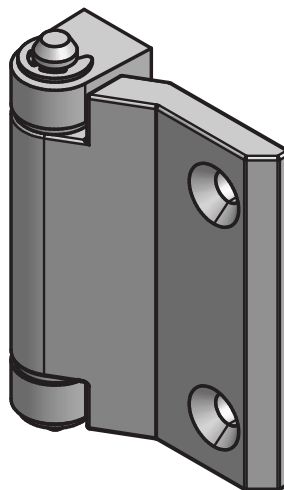
zama cromata lucida / zinc alloy chrome plated (AC)
 zama verniciata nera / zinc alloy black powder coated (BK)

Perno e anello di arresto / Pin and seeger

acciaio inox / stainless steel

Boccola / Bush

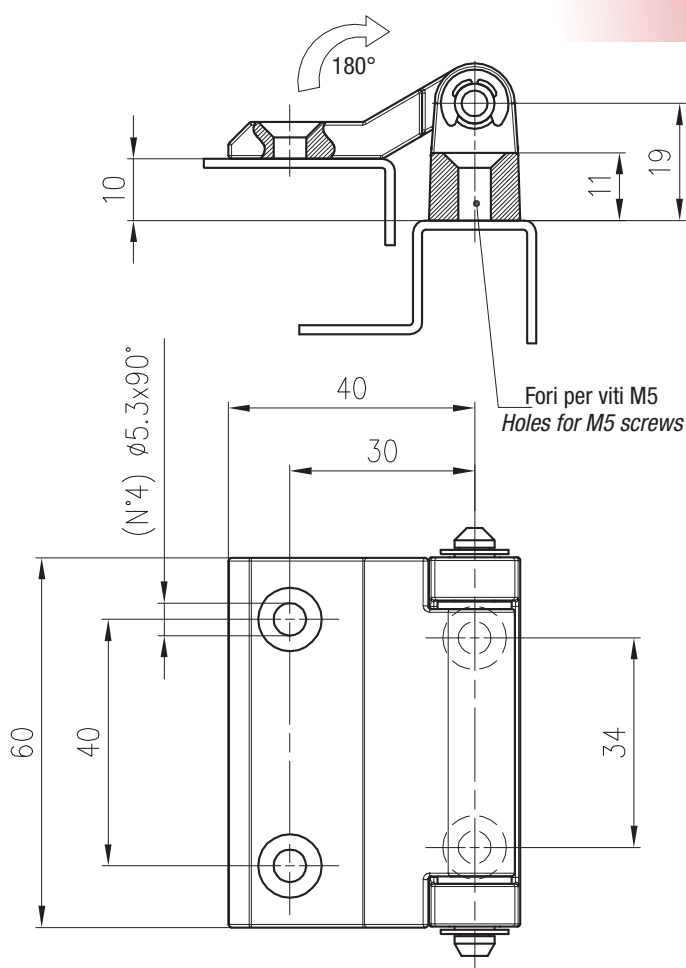
Nylon / Nylon



Codice
Part Number

HNG.2123.03.AC

HNG.2123.03.BK

HNG.2123.04.****Materiali e finitura - Materials and finishing****Flangia / Flange**

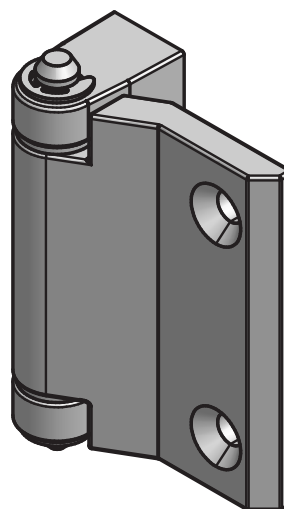
zama cromata lucida / zinc alloy chrome plated (AC)
 zama verniciata nera / zinc alloy black powder coated (BK)

Perno e anello di arresto / Pin and seeger

acciaio inox / stainless steel

Boccola / Bush

Nylon / Nylon



Codice
Part Number

HNG.2123.04.AC

HNG.2123.04.BK

HNG.210.1BK

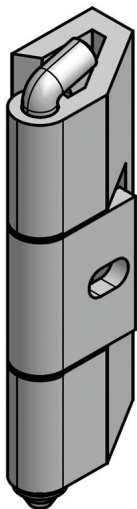
Materiali e finitura - Materials and finishing

Flangia / Flange

zama verniciata nera / zinc alloy black powder coated

Perno / Pin

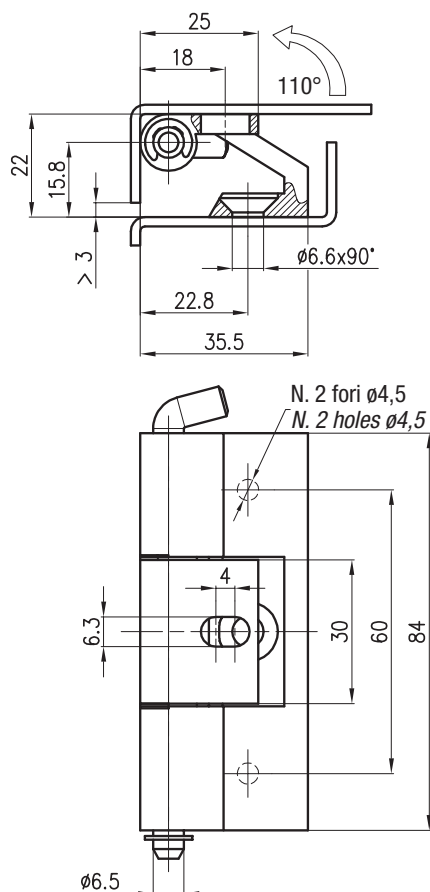
acciaio inox / stainless steel



Codice

Part Number

HNG.210.BK



HNG.240.*

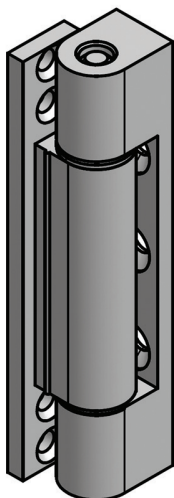
Materiali e finitura - Materials and finishing

Flangia / Flange

alluminio anodizzato / anodized aluminum

Perno / Pin

acciaio nichelato / steel nickel plated

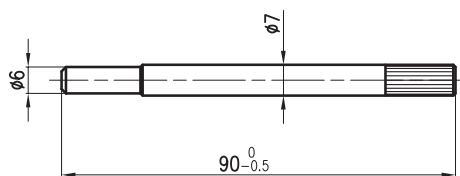
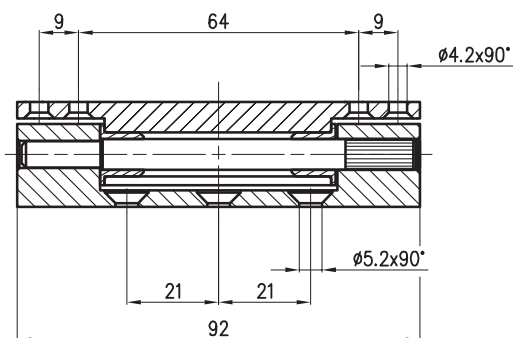
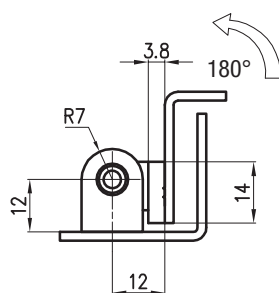


Codice

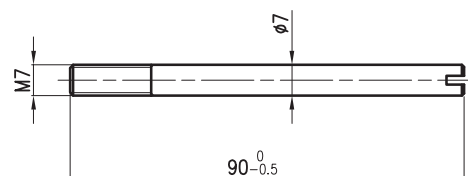
Part Number

HNG.240.1

HNG.240.1D



Perno con terminale zigrinato
Knurled end pin
HNG.240.1



Perno con terminale filettato
Threaded end pin
HNG.240.1D

HNG.240.*

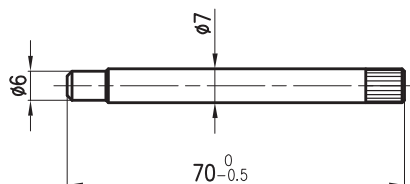
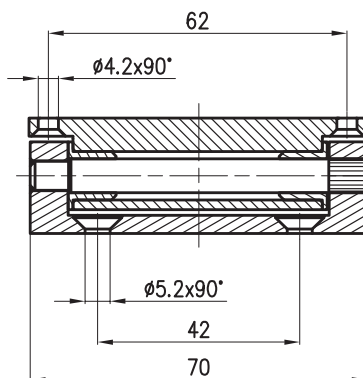
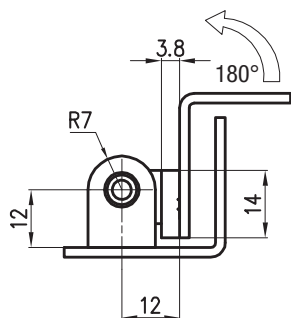
Materiali e finitura - Materials and finishing

Flangia / Flange

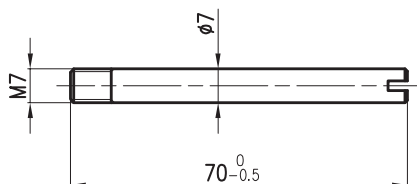
alluminio anodizzato / anodized aluminum

Perno / Pin

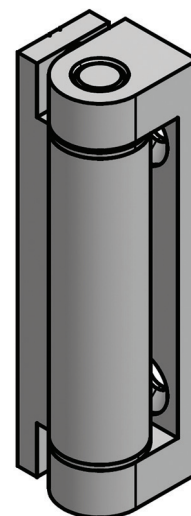
acciaio nichelato / steel nickel plated



Perno con terminale zigrinato
Knurled end pin
HNG.240.2



Perno con terminale filettato
Threaded end pin
HNG.240.2D



Codice
Part Number

HNG.240.2

HNG.240.2D

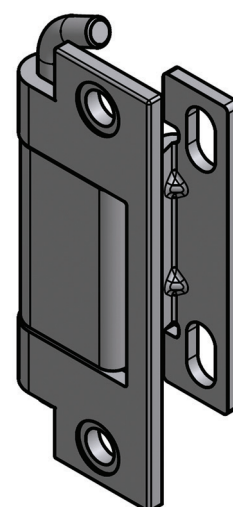
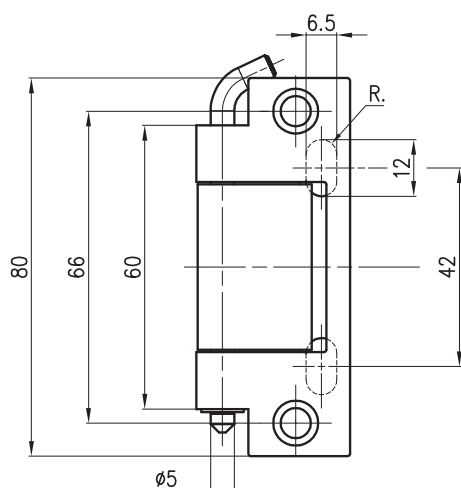
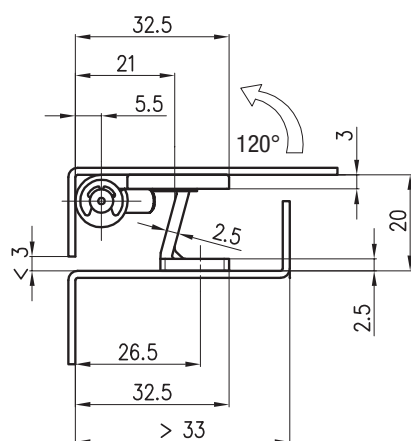
HNG.250.1*

Materiali e finitura - Materials and finishing

Flangia e perno / Flange and pin

acciaio zincato / steel zinc plated (AZ)

acciaio inox / stainless steel (BP)



Codice
Part Number

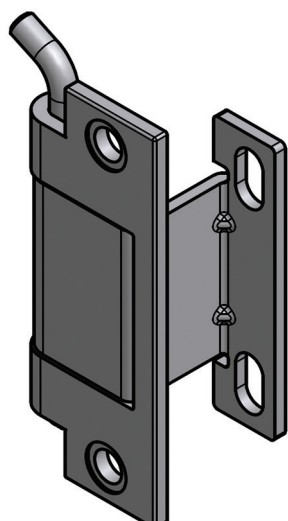
HNG.250.1AZ

HNG.250.1BP

HNG.250.2*

Materiali e finitura - Materials and finishing

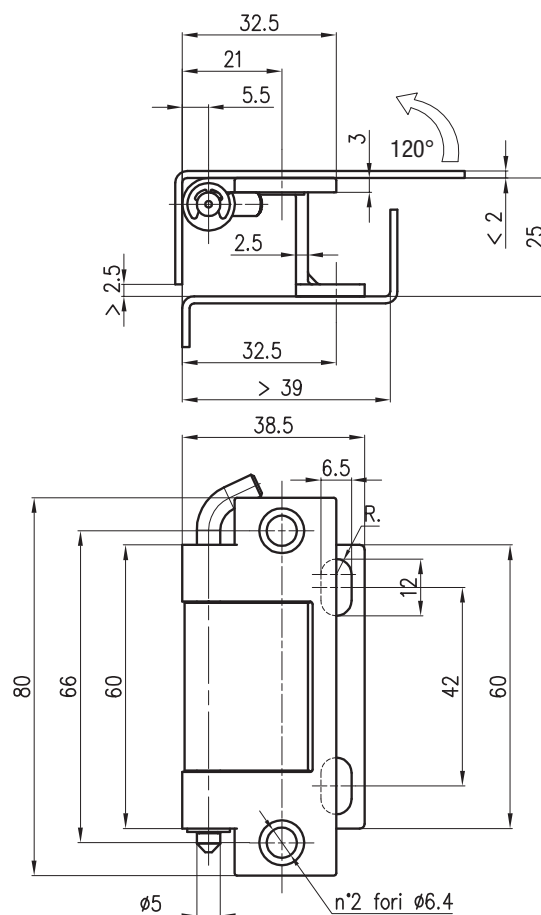
Flangia e perno / Flange and pin
acciaio zincato / steel zinc plated (AZ)
acciaio inox / stainless steel (BP)



Codice
Part Number

HNG.250.2AZ

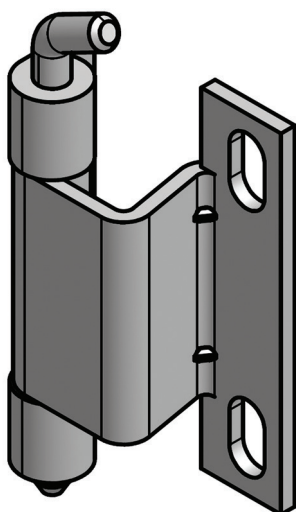
HNG.250.2BP



HNG.250.3*

Materiali e finitura - Materials and finishing

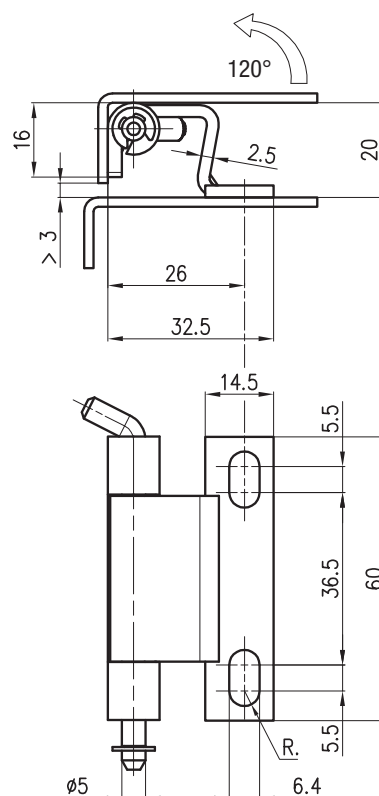
Flangia e perno / Flange and pin
acciaio zincato / steel zinc plated (AZ)
acciaio inox / stainless steel (BP)



Codice
Part Number

HNG.250.3AZ

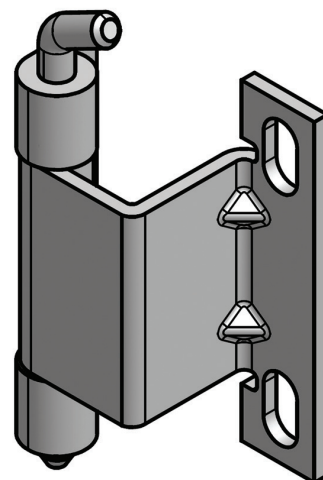
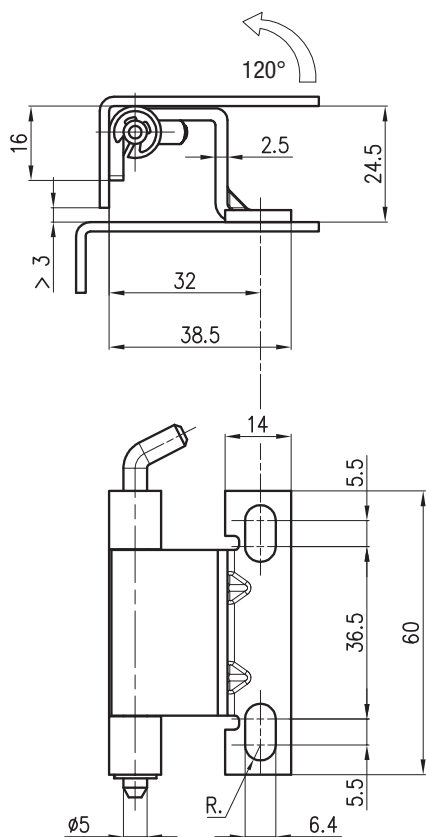
HNG.250.3BP



HNG.250.4*

Materiali e finitura - *Materials and finishing*

Flangia e perno / *Flange and pin*
acciaio zincato / *steel zinc plated* (AZ)
acciaio inox / *stainless steel* (BP)



Codice
Part Number

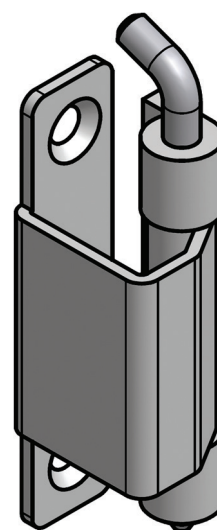
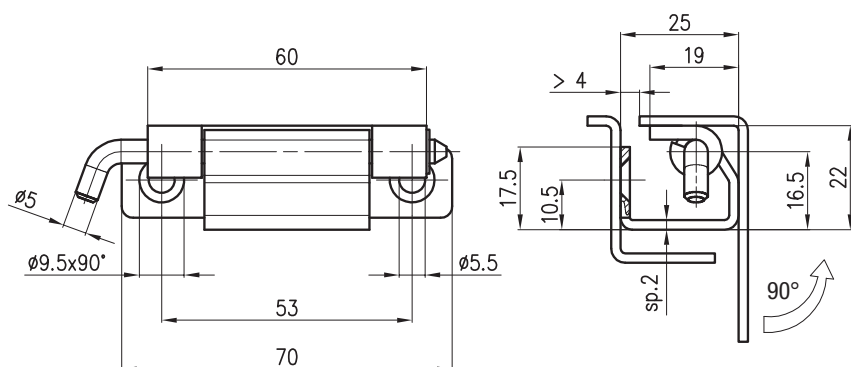
HNG.250.4AZ

HNG.250.4BP

HNG.275.1AZ

Materiali e finitura - *Materials and finishing*

Flangia e perno / *Flange and pin*
acciaio zincato / *steel zinc plated*



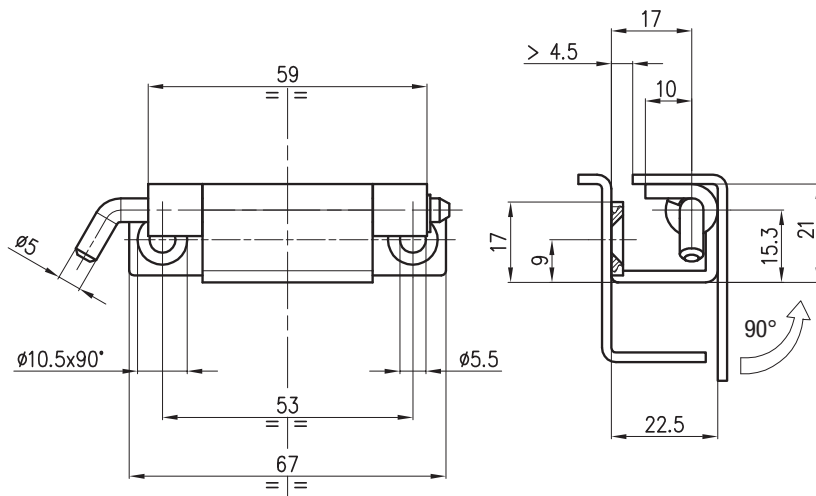
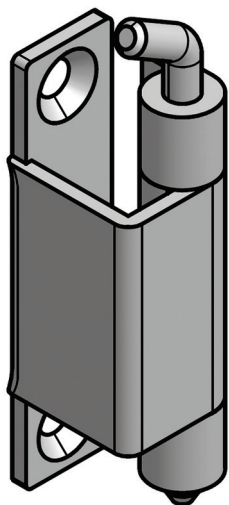
Codice
Part Number

HNG.275.1AZ

HNG.275.2AZ

Materiali e finitura - Materials and finishing

Flangia e perno / Flange and pin
acciaio zincato / steel zinc plated



Codice

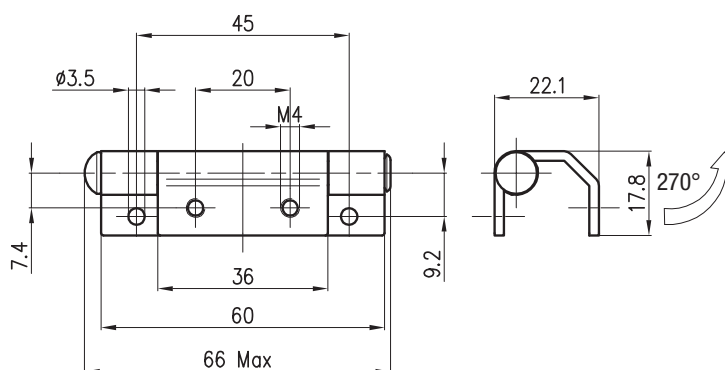

Part Number

HNG.275.2AZ

HNG.7002.AZ

Materiali e finitura - Materials and finishing

Flangia e perno / Flange and pin
acciaio zincato / steel zinc plated



Codice

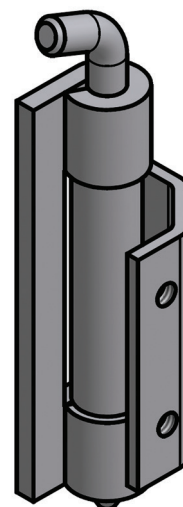
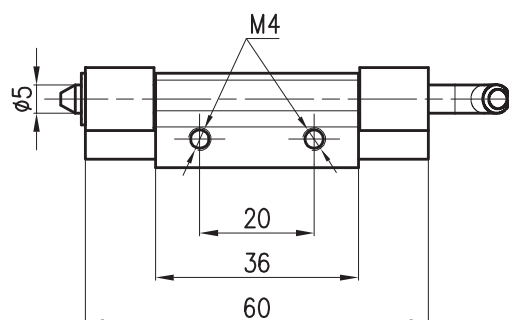
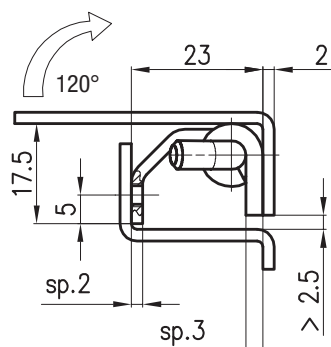
Part Number

HNG.7002.AZ

HNG.248.AZ

Materiali e finitura - *Materials and finishing*

Flangia e perno / *Flange and pin*
acciaio zincato / *steel zinc plated*

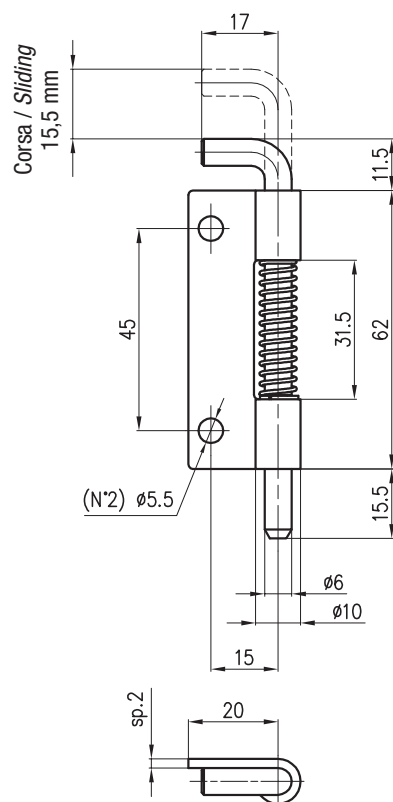


Codice
Part Number
HNG.248.AZ

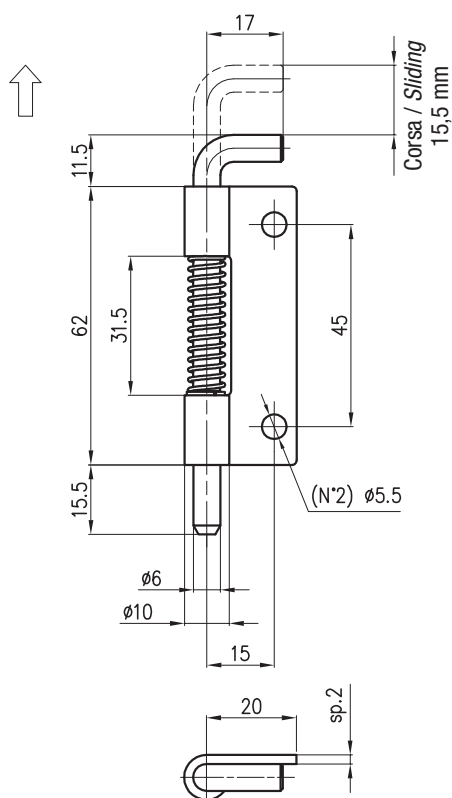
HNG.225.1*

Materiali e finitura - *Materials and finishing*

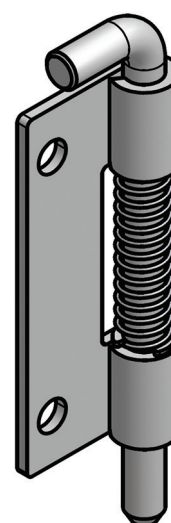
Flangia e perno / *Flange and pin*
acciaio zincato / *steel zinc plated*



Versione sinistra
Left version



Versione destra
Right version



Codice
Part Number

HNG.225.1Y

HNG.225.1Z

Versione
Version

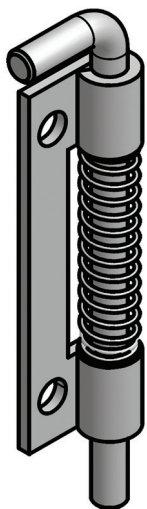
Destra / Right

Sinistra / Left

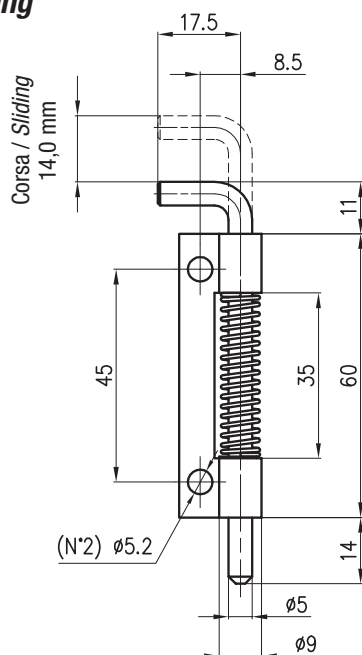
HNG.225.3*

Materiali e finitura - *Materials and finishing*

Flangia e perno / Flange and pin
acciaio zincato / steel zinc plated

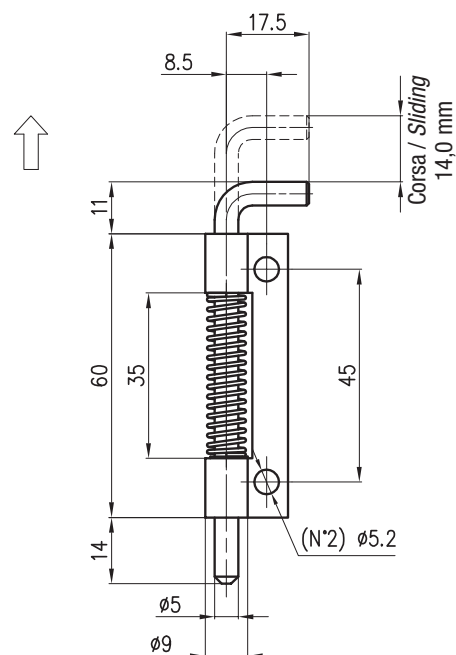


Codice <i>Part Number</i>	Versione <i>Version</i>
HNG.225.3Y	Destra / <i>Right</i>
HNG.225.3Z	Sinistra / <i>Left</i>



Technical drawing of a mechanical part, likely a shaft or pin, showing a dimension of 13 and a section line labeled sp.2.

Versione sinistra
Left version



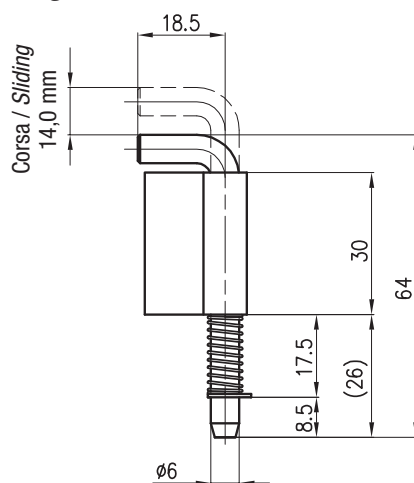
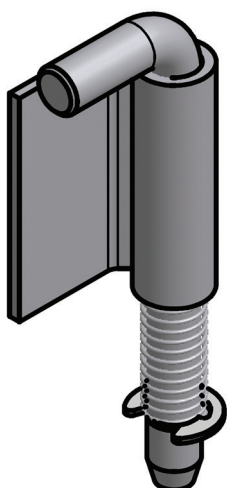
Technical drawing of a mechanical part, labeled 'sp.2', showing a side view. The drawing includes a dimension line indicating a length of 13. The part has a semi-circular end on the left and a rectangular body extending to the right.

Versione destra
Right version

HNG.225.4*AR

Materiali e finitura - *Materials and finishing*

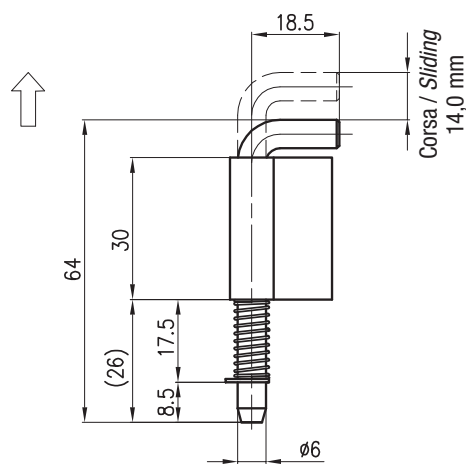
Flangia e perno / Flange and pin
acciaio grezzo / steel blank



Technical drawing of a U-bolot (U-bolt) with the following dimensions:

- sp. 1.5 (thread pitch)
- 22.5 (total length)
- 17 (length of the shank)
- 8.5 (height of the nut)

Versione sinistra
Left version



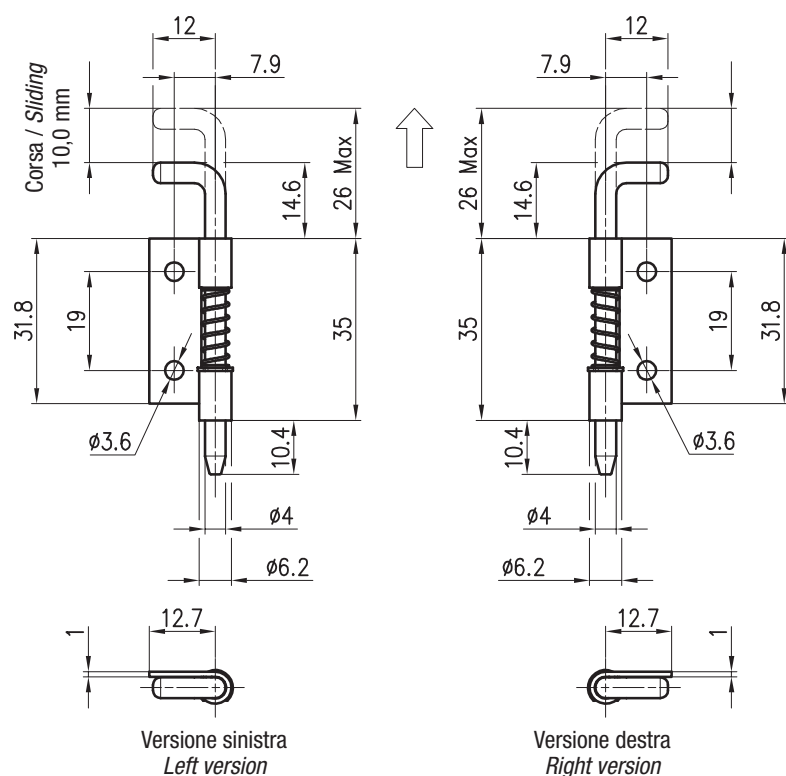
Technical drawing of a mechanical part with dimensions: 22.5, 17, 8.5, and sp.1.5.

Versione destra
Right version

Codice <i>Part Number</i>	Versione <i>Version</i>
HNG.225.4Y.AR	Destra / <i>Right</i>
HNG.225.4Z.AR	Sinistra / <i>Left</i>

Materiali e finitura - *Materials and finishing*

Flangia e perno / *Flange and pin*
acciaio zincato / *steel zinc plated*



Codice
Part Number

Versione
Version

HNG.11DX.AZ

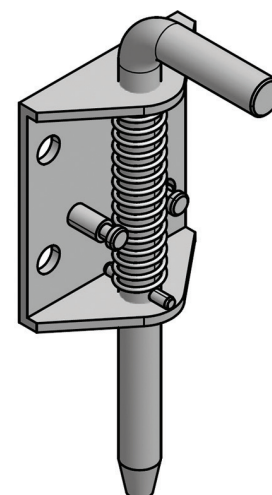
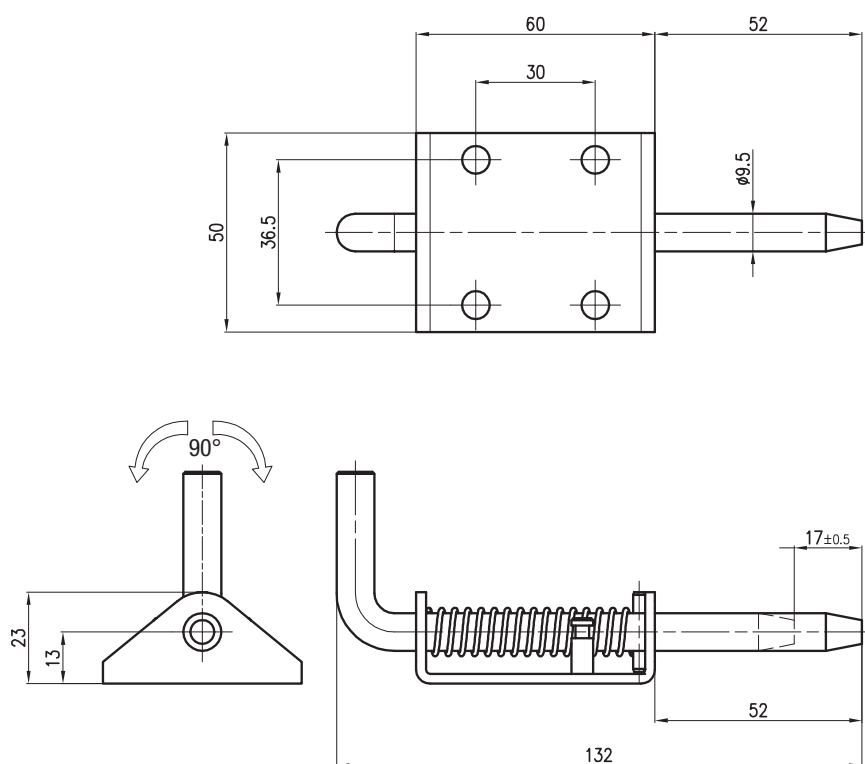
Destra / Right

HNG.11SX.AZ

Sinistra / Left

Materiali e finitura - *Materials and finishing*

Flangia e perno / *Flange and pin*
acciaio zincato / *steel zinc plated*



Codice
Part Number

HNG.263

HNG.268.*

Materiali e finitura - Materials and finishing

Flangia / Flange

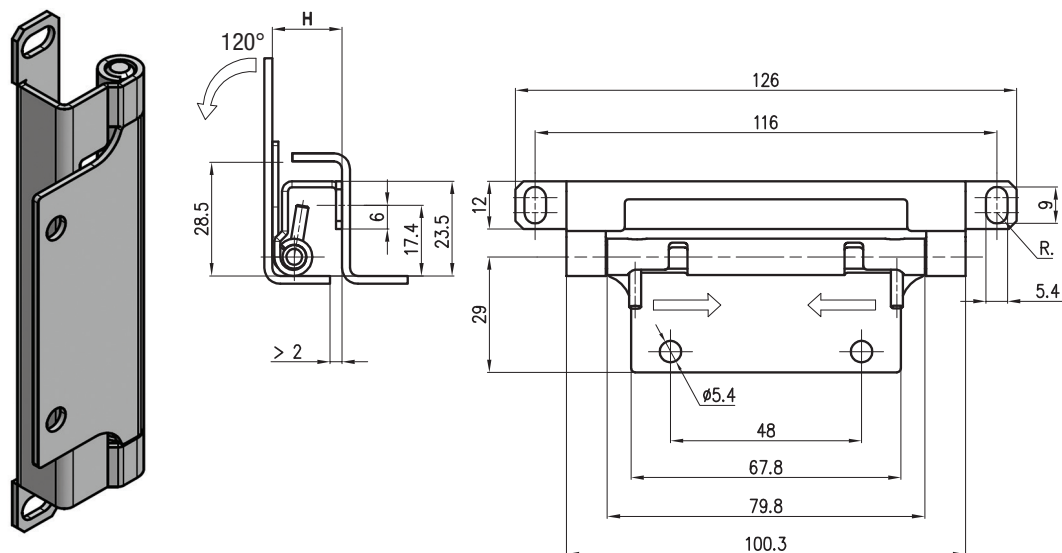
acciaio zincato / steel zinc plated (AZ)

acciaio inox / stainless steel (SS)

Perno / Pin

acciaio inox / stainless steel

Codice Part Number	H
HNG.268.1AZ	23,9
HNG.268.2AZ	20,5
HNG.268.3AZ	17,5
HNG.268.1SS	23,9
HNG.268.2SS	20,5
HNG.268.3SS	17,5

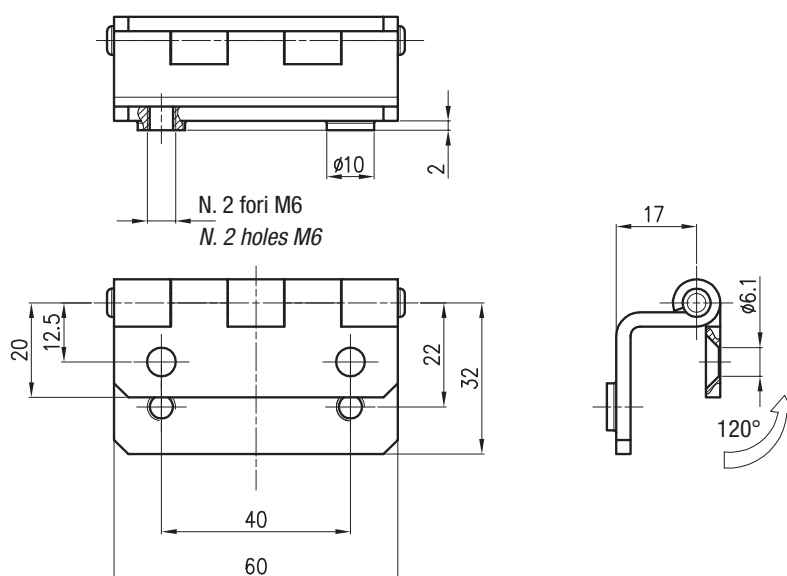



HNG.100615.AZ

Materiali e finitura - Materials and finishing

Flangia e perno / Flange and pin

acciaio zincato / steel zinc plated



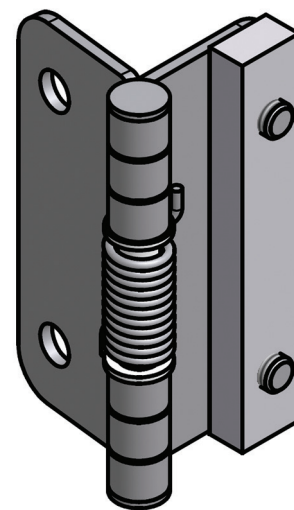
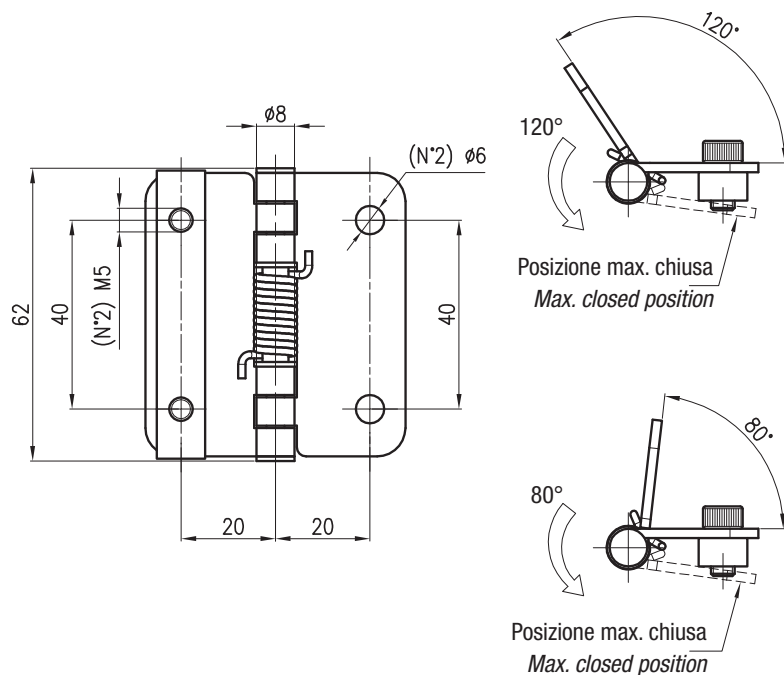
Codice
Part Number

HNG.100615.AZ

Materiali e finitura - Materials and finishing

Flangia, molla e viti / Flange, spring and screws
acciaio inox / stainless steel

Piastra / Plate
alluminio / aluminum



Codice
Part Number

Versione
Version

HNG.ML92585.BP

Rotazione / Rotation 80°

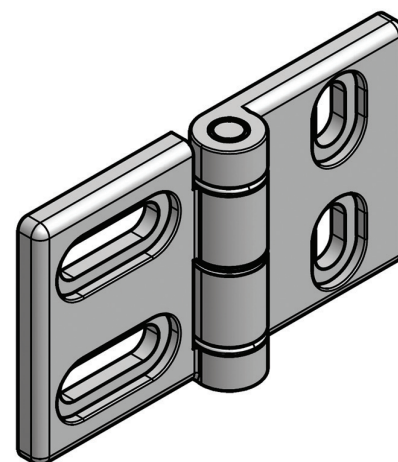
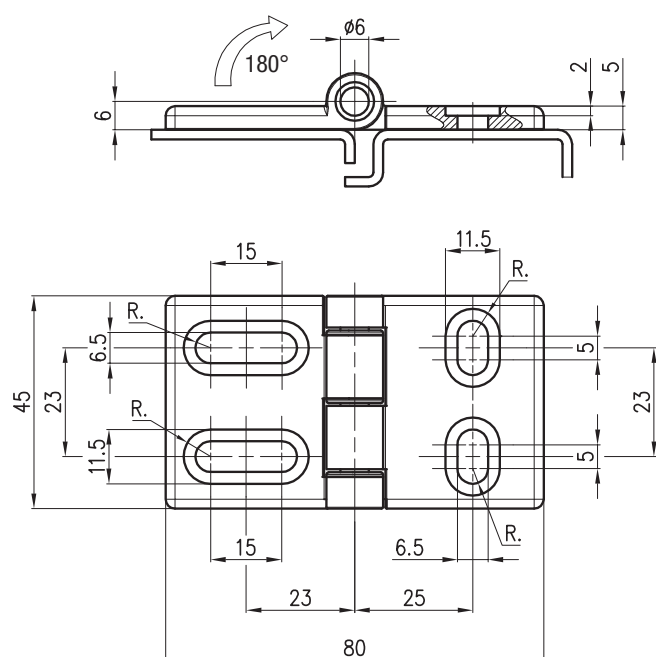
HNG.ML925120.BP

Rotazione / Rotation 120°

Materiali e finitura - Materials and finishing

Flangia / Flange
alluminio / aluminum

Perno / Pin
acciaio inox / stainless steel



Codice
Part Number

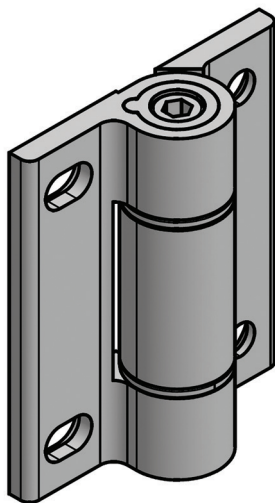
HNG.156.1AZ

HNG.253.23

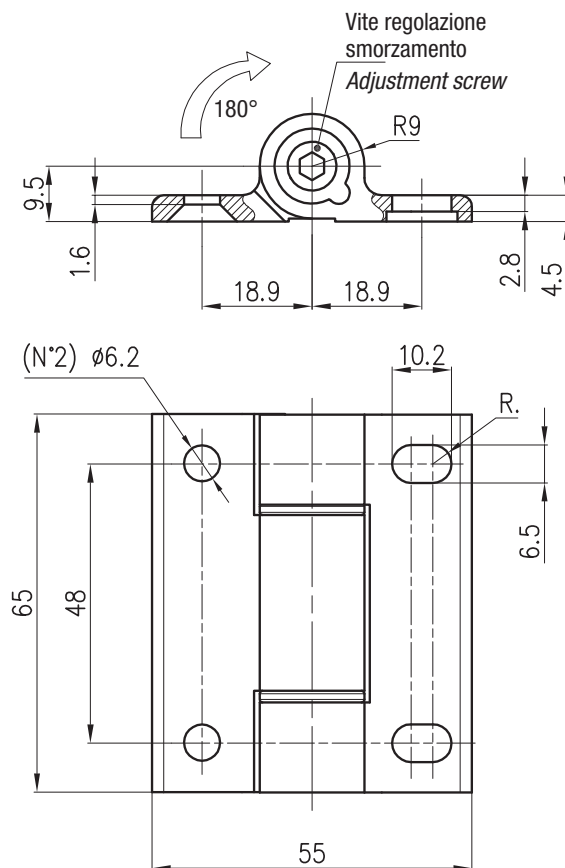
Materiali e finitura - Materials and finishing

Flangia / Flange
alluminio / aluminum

Perno / Pin
plastica / plastic



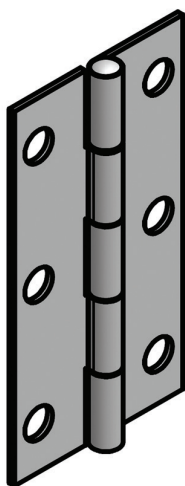
Codice
Part Number
HNG.253.23



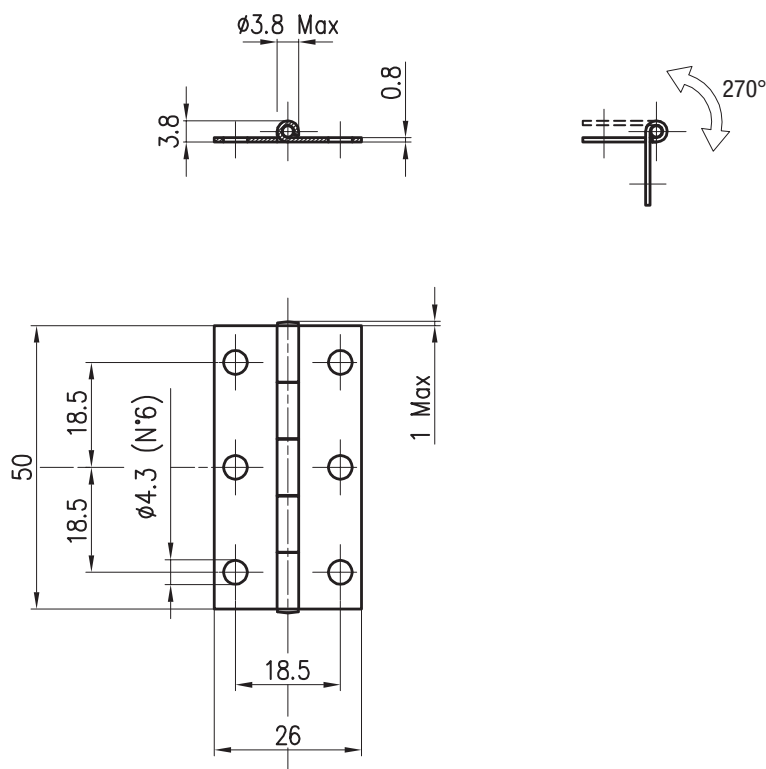
HNG.2650.AZ

Materiali e finitura - Materials and finishing

Flangia e perno / Flange and pin
acciaio zincato / steel zinc plated



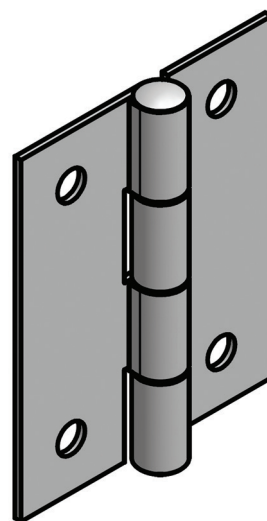
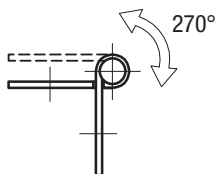
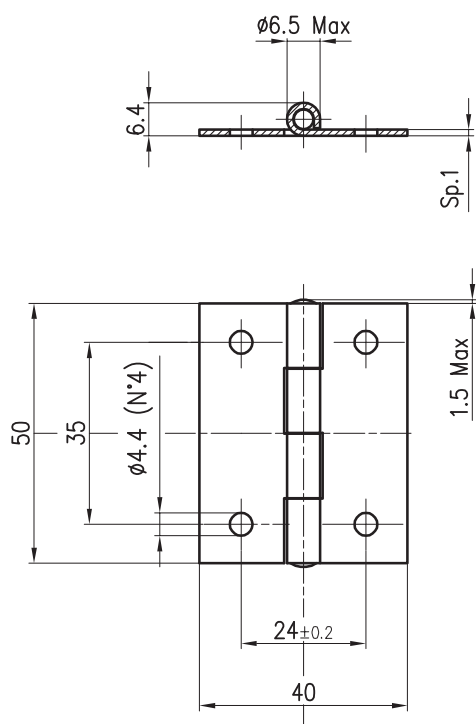
Codice
Part Number
HNG.2650.AZ



HNG.4050.AZ

Materiali e finitura - *Materials and finishing*

Flangia e perno / *Flange and pin*
acciaio zincato / *steel zinc plated*

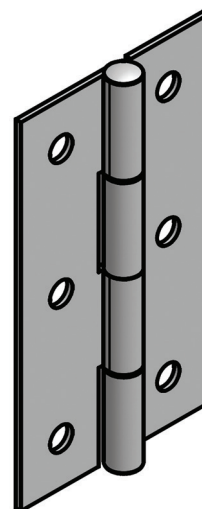
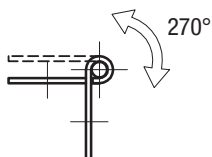
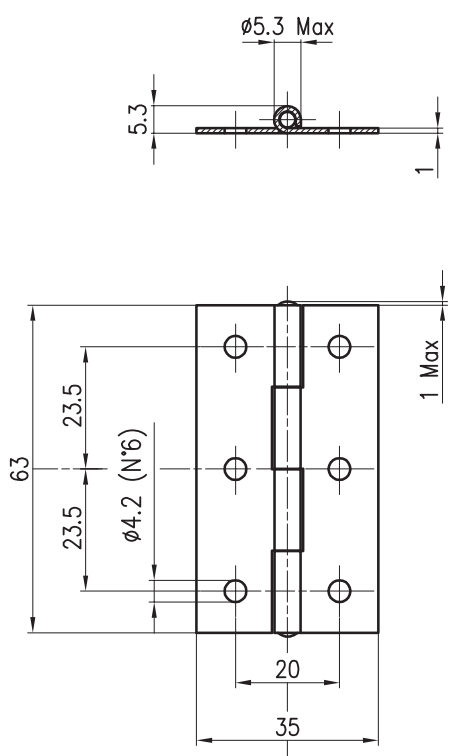


Codice
Part Number
HNG.4050.AZ

HNG.6335.AZ

Materiali e finitura - *Materials and finishing*

Flangia e perno / *Flange and pin*
acciaio zincato / *steel zinc plated*



Codice
Part Number
HNG.6335.AZ

HNG.10070.BP

Materiali e finitura - Materials and finishing

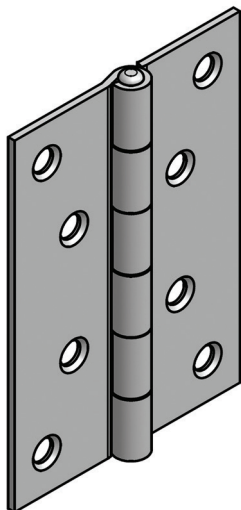
Flangia / Flange

acciaio inox AISI 304 / stainless steel AISI 304 (BP)

acciaio inox AISI 316 / stainless steel AISI 316 (BPCL)

Perno / Pin

acciaio inox / stainless steel

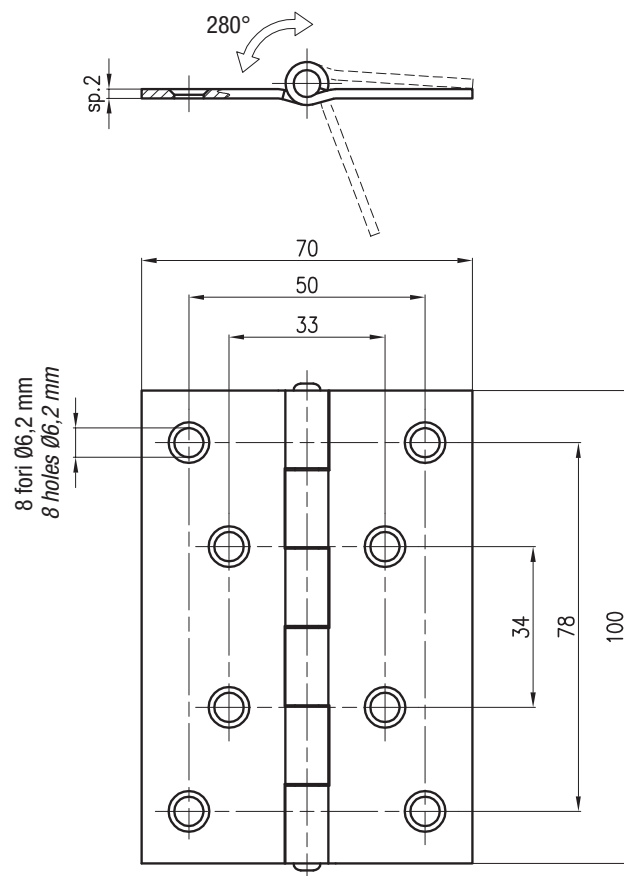


Codice

Part Number

HNG.10070.BP

HNG.10070.BPCL

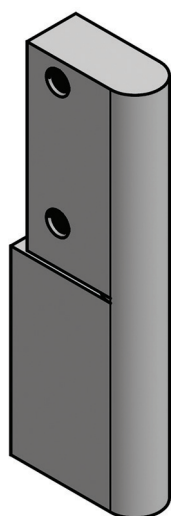


HNG.HL097.BK

Materiali e finitura - Materials and finishing

Flangia / Flange

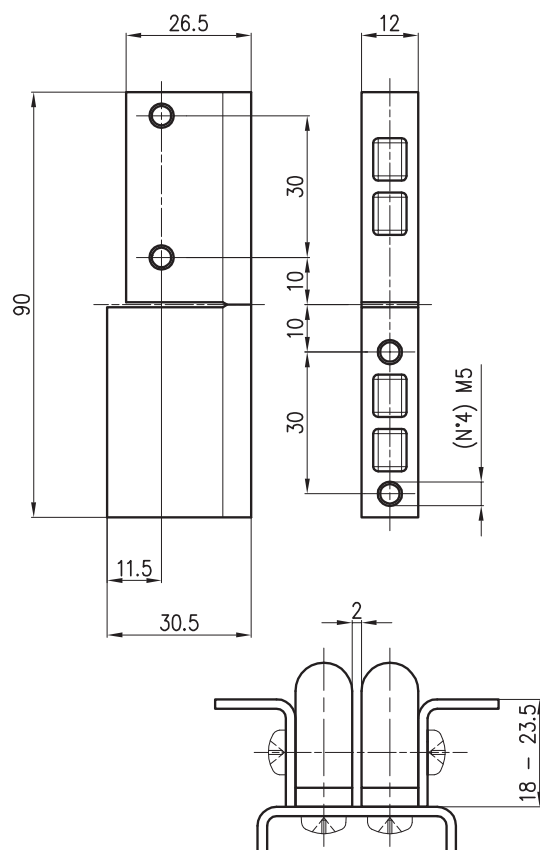
zama verniciata nera / zinc alloy black powder coated



Codice

Part Number

HNG.HL097.BK

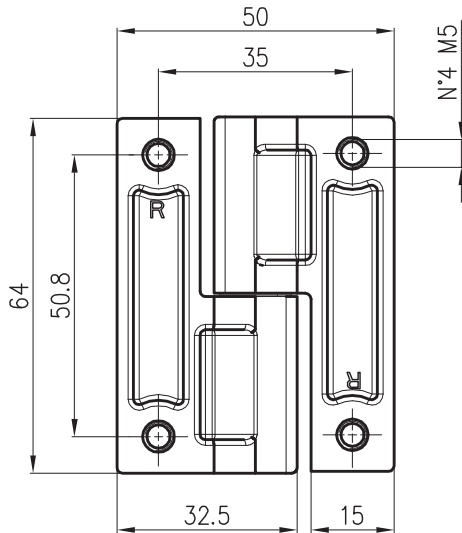


Materiali e finitura - Materials and finishing**Flangia / Flange**

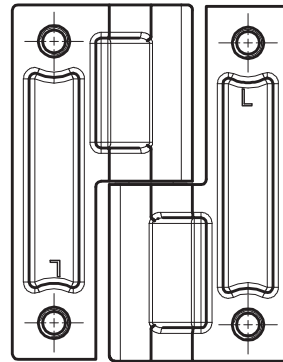
zama verniciata nera / zinc alloy black powder coated

Perno / Pin

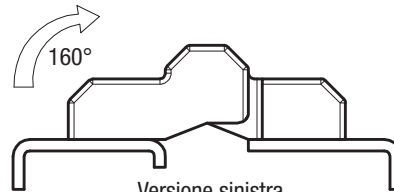
acciaio inox / stainless steel




Versione destra
Right version



Flangia rimovibile
Removable flange



Versione sinistra
Left version



Codice
Part Number

HNG.2106.500R.BK**HNG.2106.500L.BK****Materiali e finitura - Materials and finishing****Flangia / Flange**

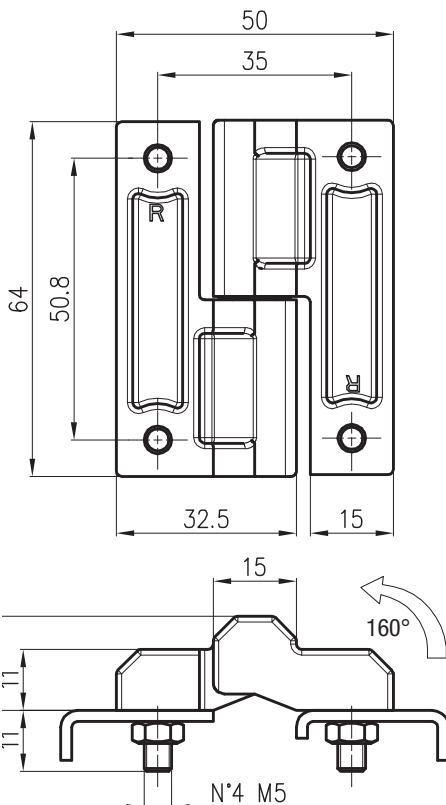
zama verniciata nera / zinc alloy black powder coated

Perno / Pin

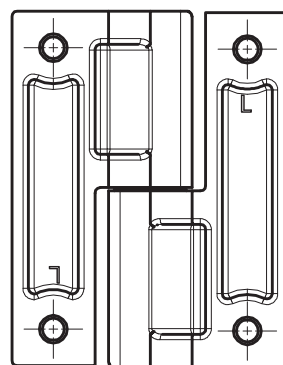
acciaio inox / stainless steel

Prigionieri M5 / Studs M5

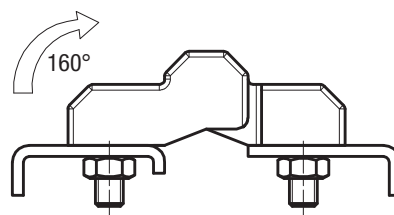
acciaio inox / stainless steel




Versione destra
Right version



Flangia rimovibile
Removable flange



Versione sinistra
Left version



Codice
Part Number

HNG.2106.501R.BK**HNG.2106.501L.BK**

FASTENERS

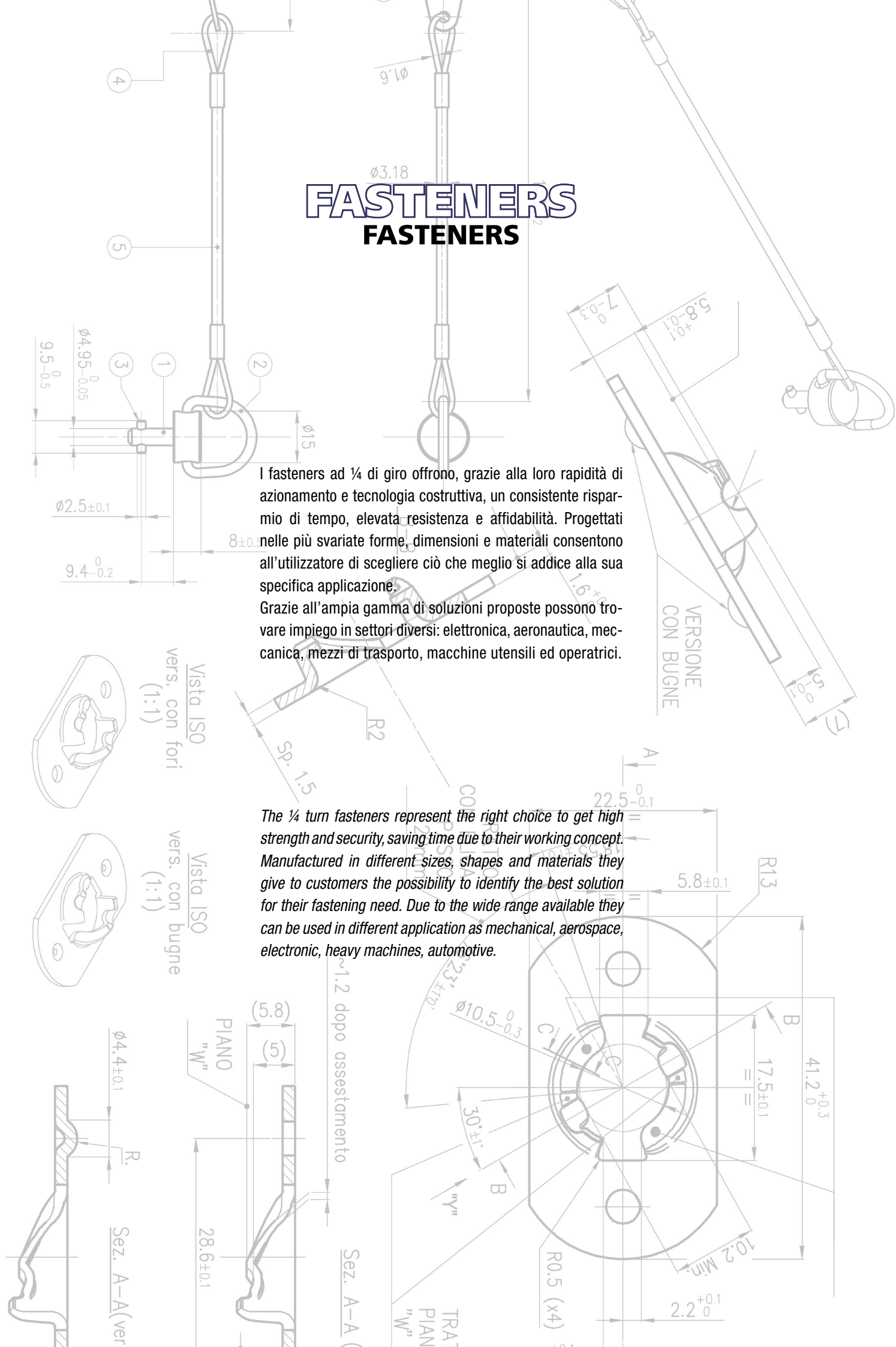


FASTENERS FASTENERS

I fasteners ad ¼ di giro offrono, grazie alla loro rapidità di azionamento e tecnologia costruttiva, un consistente risparmio di tempo, elevata resistenza e affidabilità. Progettati nelle più svariate forme, dimensioni e materiali consentono all'utilizzatore di scegliere ciò che meglio si addice alla sua specifica applicazione.

Grazie all'ampia gamma di soluzioni proposte possono trovare impiego in settori diversi: elettronica, aeronautica, meccanica, mezzi di trasporto, macchine utensili ed operatrici.

The ¼ turn fasteners represent the right choice to get high strength and security, saving time due to their working concept. Manufactured in different sizes, shapes and materials they give to customers the possibility to identify the best solution for their fastening need. Due to the wide range available they can be used in different application as mechanical, aerospace, electronic, heavy machines, automotive.



pag. 129	Informazioni / Informations
pag. 130-132	SERIE 05
pag. 133-135	SERIE 99
pag. 136-140	SERIE 50
pag. 141-145	SERIE 60
pag. 146-151	SERIE 2600-2700
pag. 152-156	SERIE 90
pag. 157-159	SERIE 76
pag. 160-162	SERIE 15F
pag. 163-165	SERIE 2979
pag. 166-167	SERIE 1979
pag. 168-169	SERIE 0979

Principali vantaggi / Main advantages

Sistema di fissaggio meccanico rapido e sicuro
Safe mechanical quick-operating fastener system

Apertura e chiusura con la rotazione di 1/4 di giro
Unlocking or locking by a quarter of a turn

Azionabile a mano o con utensile
Hand or tool operated

Di facile utilizzo permette risparmi di tempo e di denaro
Service friendly, time-saving and cost cutting

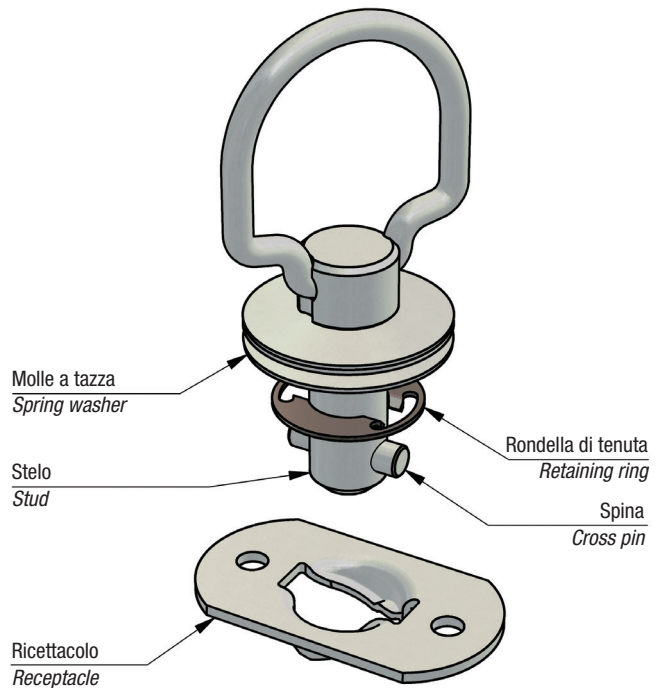
Indicato per qualsiasi tipo di applicazione
Fasteners series for any industrial applications

Resistente alle vibrazioni
Vibration-resistant

Componenti

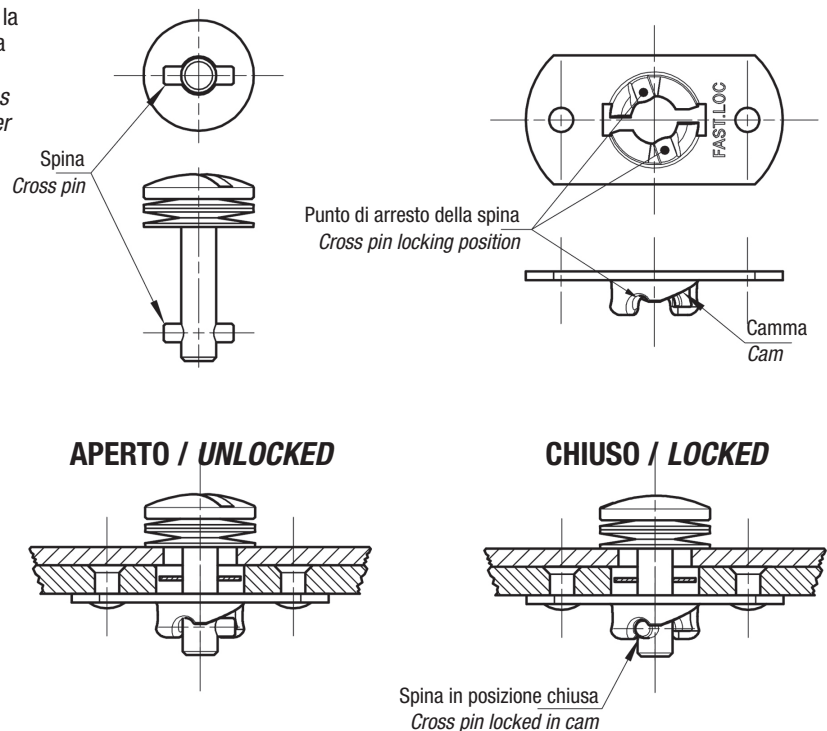
I fissaggi ad 1/4 di giro sono composti da uno stelo, una rondella di tenuta ed un ricettacolo
The 1/4 turn fastener consists of a stud, a retaining ring and a receptacle

In considerazione della resistenza, della dimensione del fissaggio e delle condizioni di montaggio, la componente elastica fa parte dello stelo o del ricettacolo.
Depending upon strenght, fastener size and the mounting conditions, the spring component is a part of the stud assembly or the receptacle.



Come funziona / How it operates

Ruotando lo stelo di 1/4 di giro la spina trasversale risale la camma del ricettacolo provocando il precarico della molla e bloccandosi nella posizione di chiusura
When the fastener is closed the cross pin of the stud rides up the slope of the cam and falls into locking detents after a quarter of a turn



Serie 05

Caratteristiche principali / Main features

Resistenza massima 670 N

Max. tensile strenght 670 N

Molla incorporata nel ricettacolo

Spring loaded receptacle

Adatta per applicazioni su pannelli con superfici delicate grazie alla rondella in plastica posta sotto la testa dello stelo

Plastic washer stud assembly to protect decorative surfaces

Modalità di selezione / Selection process

Selezionare il tipo di stelo, ricettacolo e rondella

Select stud assembly, receptacle and retaining ring

Determinare il "Numero stelo N" dalla tabella in calce in base allo spessore "G"

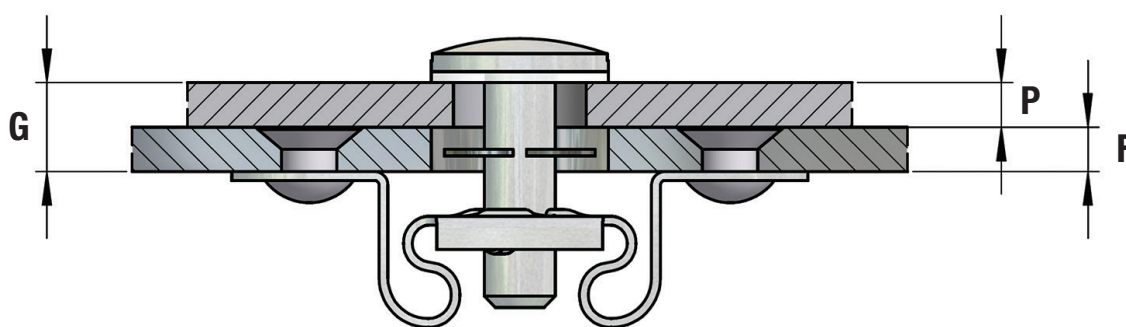
Select "Stud number N" from the table below accordingly to "G" thickness

Sostituire all'asterisco presente nel codice articolo il "Numero stelo N" ottenuto

Insert "Stud number N" into stud part number *

Esempi di applicazione e calcolo dello spessore "G"

Application example and selection of "G" value



$$G = P + F$$

Tabella di selezione "Numero stelo N" / "Stud number N" selection table

Spessore totale G Total thickness G	Numero stelo N Stud number N	Spessore totale G Total thickness G	Numero stelo N Stud number N	Spessore totale G Total thickness G	Numero stelo N Stud number N
0,50 - 0,90	1	3,20 - 3,55	8	5,85 - 6,20	15
0,90 - 1,30	2	3,55 - 3,95	9	6,20 - 6,60	16
1,30 - 1,65	3	3,95 - 4,30	10	6,60 - 7,00	17
1,65 - 2,05	4	4,30 - 4,70	11	7,00 - 7,35	18
2,05 - 2,40	5	4,70 - 5,10	12	7,35 - 7,75	19
2,40 - 2,80	6	5,10 - 5,45	13	7,75 - 8,15	20
2,80 - 3,20	7	5,45 - 5,85	14	8,15 - 8,50	21

Taglio di cacciavite

Codice articolo / Part Number

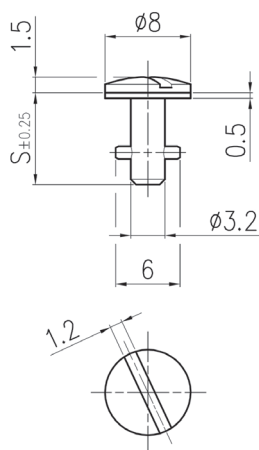
ST0501.*.1AZ

Acciaio zincato iridescente esente Cr6
Steel white zinc plated Cr6 free


ST0501.*.1BP

Acciaio inox
Stainless steel

Rondella sottotesta in plastica (PA6)
Plastic washer (PA6)



Slotted recess



$$S = 6,70 + (0,38 \times N)$$

* - Numero stelo **N** come da tabella a pag. 130
* - Stud number **N** as for table at page 130

Pomello zigrinato

Codice articolo / Part Number

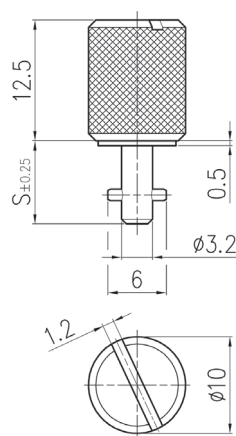
ST0506.*.1AZ

Acciaio zincato iridescente esente Cr6
Steel white zinc plated Cr6 free

ST0506.*.1BP

Acciaio inox
Stainless steel

Rondella sottotesta in plastica (PA6)
Plastic washer (PA6)



Knurled knob



$$S = 6,70 + (0,38 \times N)$$

* - Numero stelo **N** come da tabella a pag. 130
* - Stud number **N** as for table at page 130

Ricettacolo a rivettare

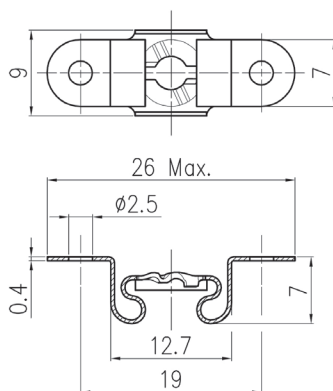
Codice articolo / Part Number

V5R2.1AK7

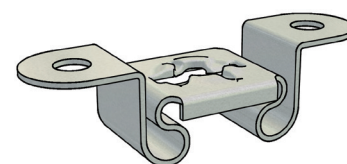
Acciaio zincato iridescente esente Cr6
Steel white zinc plated Cr6 free

5R2.3

Acciaio inox
Stainless steel



Rivet mounting receptacle



Rondella di tenuta

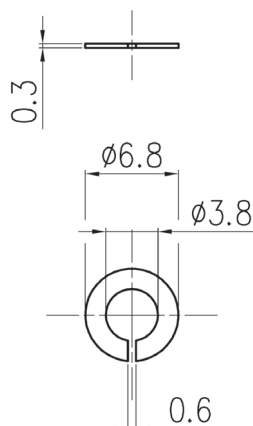
Codice articolo / Part Number

AN0501.1AZ

Acciaio zincato iridescente esente Cr6
Steel white zinc plated Cr6 free

AN0501.1BP

Acciaio inox
Stainless steel

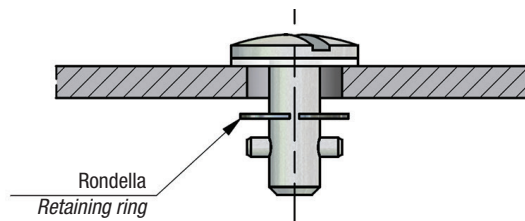
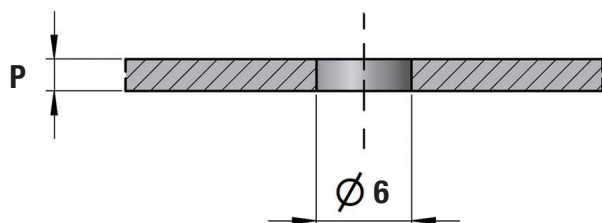


Retaining ring

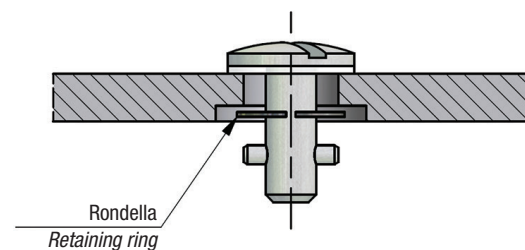
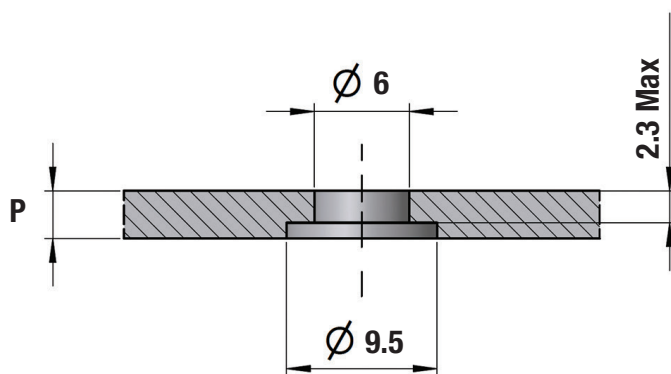


Stelo / Stud

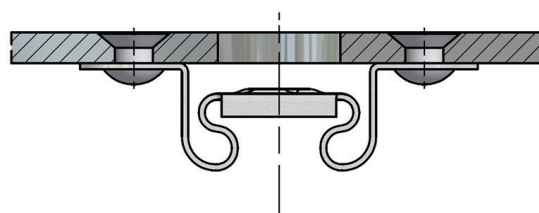
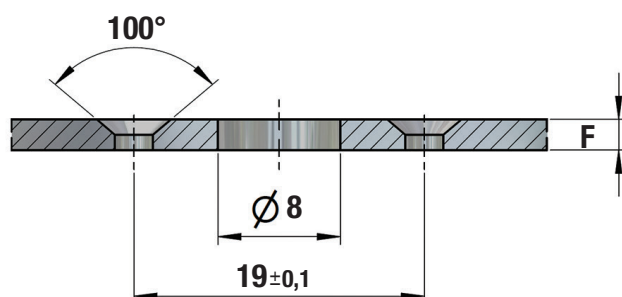
Per pannelli di spessore "P" fino a 2,3 mm
 Panel thickness "P" up to 2,3 mm



Per pannelli di spessore "P" > 2,3 mm
 Panel thickness "P" over > 2,3 mm



Ricettacolo / Receptacle



Caratteristiche principali / Main features

Resistenza massima 700 N

Max. tensile strenght 700 N

Molla incorporata nello stelo

Spring loaded stud

Ampio spessore serrabile con lo stesso "Numero stelo"

Increased grip range

Ricettacolo ad avvitare per applicazioni su pannelli di notevole spessore

Receptacles with external thread for screwing into high thickness panel

Ricettacolo incapsulato a tenuta stagna

Encapsulated receptacle, splash-proof

Modalità di selezione / Selection process

Selezionare il tipo di stelo, ricettacolo e rondella

Select stud assembly, receptacle and retaining ring

Determinare il "Numero stelo N" dalla tabella in calce in base allo spessore "G"

Select "Stud number N" from the table below accordingly to "G" thickness

Sostituire all'asterisco presente nel codice articolo il "Numero stelo N" ottenuto

Insert "Stud number N" into stud part number *

Esempi di applicazione e calcolo dello spessore "G" Application example and selection of "G" value

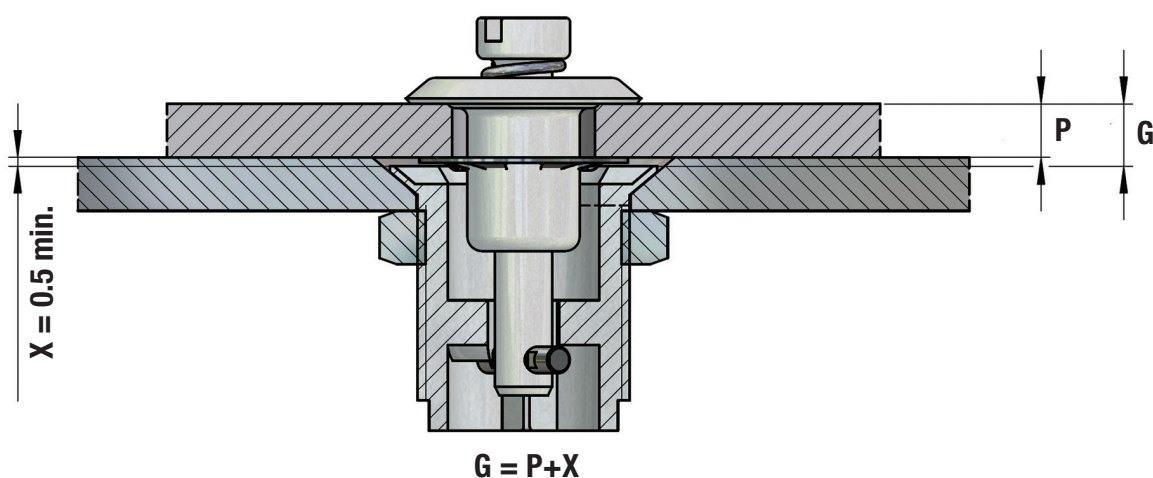
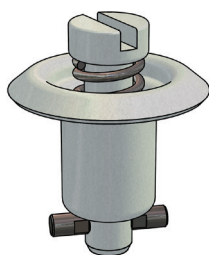


Tabella di selezione "Numero stelo N" / "Stud number N" selection table

Spessore totale G Total thickness G	Numero stelo N Stud number N	Spessore totale G Total thickness G	Numero stelo N Stud number N	Spessore totale G Total thickness G	Numero stelo N Stud number N
0,50 - 1,50	1	4,50 - 6,00	7	9,00 - 10,50	13
1,50 - 3,00	3	6,00 - 7,50	9	10,50 - 12,00	15
3,00 - 4,50	5	7,50 - 9,00	11	12,00 - 13,50	17

Serie 99

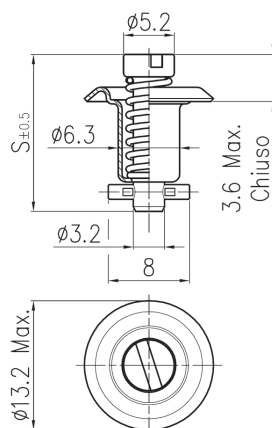
Cross recess



$$S = 15,5 + (0,76 \times N)$$

* - Numero stelo **N** come da tabella a pag. 133

* - Stud number **N** as for table at page 133



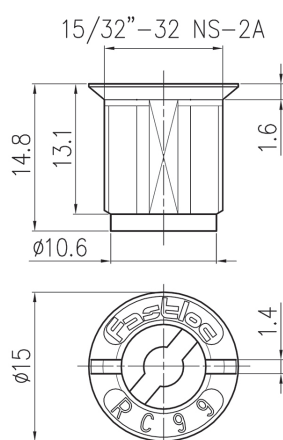
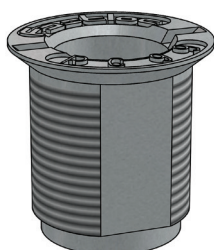
Taglio di cacciavite

Codice articolo / Part Number

ST9901.*.1AZ

Acciaio zincato iridescente esente Cr6
Steel white zinc plated Cr6 free

Open end



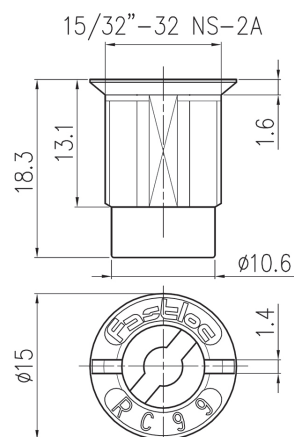
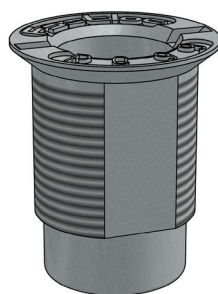
Aperto

Codice articolo / Part Number

RC9901.1AZ

Zama zincata iridescente esente Cr6
Zinc alloy steel white zinc plated Cr6 free

Closed end



Incapsulato

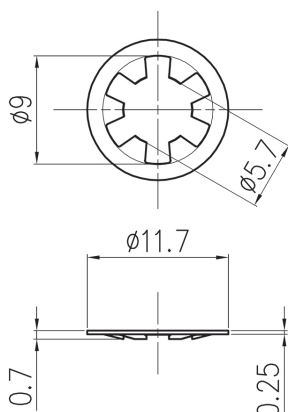
Codice articolo / Part Number

RC9902.1AZ

Zama zincata iridescente esente Cr6
Zinc alloy steel white zinc plated Cr6 free

A tenuta stagna
Water proof

Retaining ring



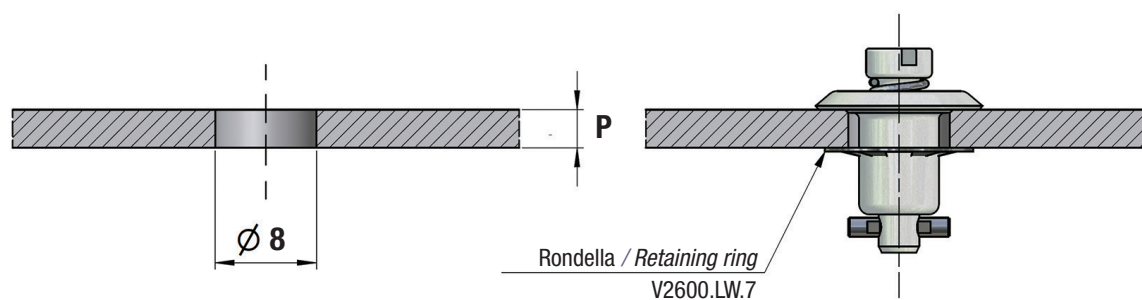
Rondella di tenuta

Codice articolo / Part Number

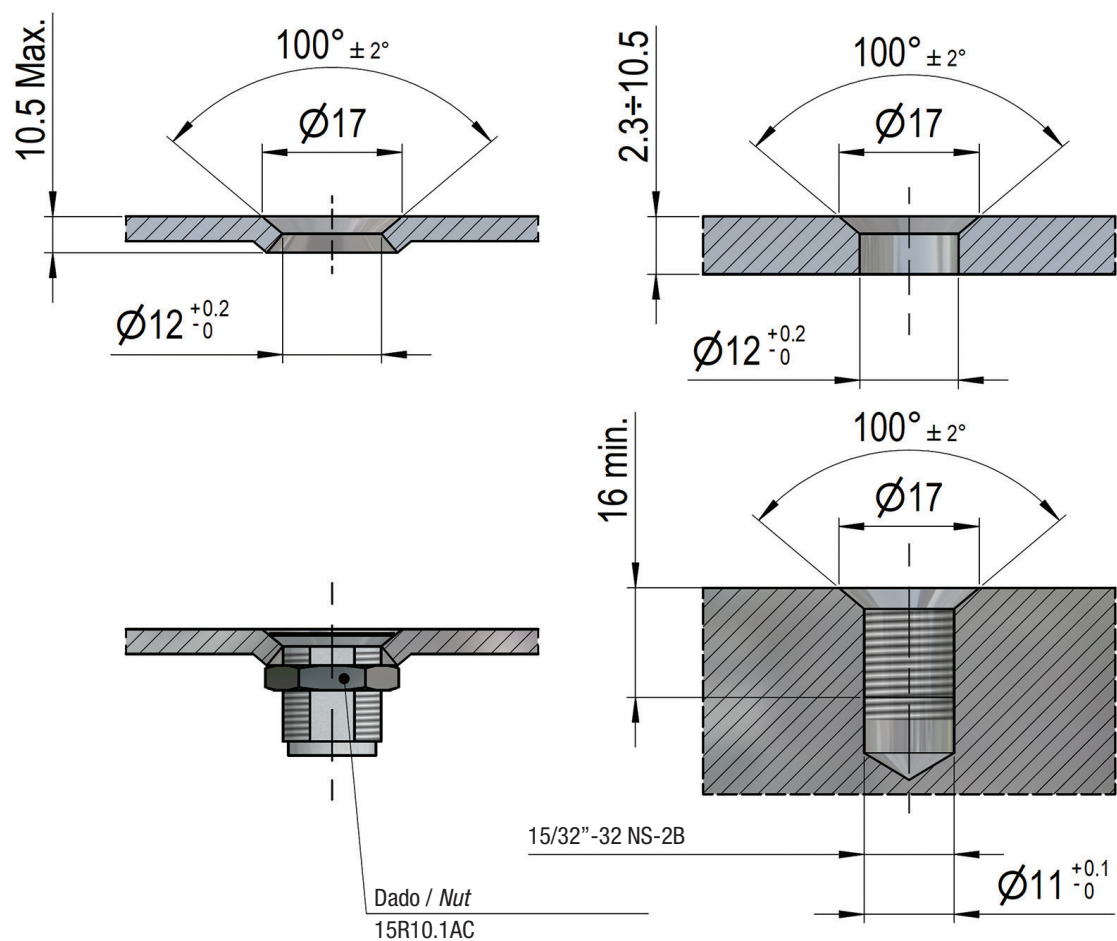
V2600.LW.7

Acciaio inox
Stainless steel

Per pannelli di spessore "P" da 0,50 mm a 4,75 mm
 Panel thickness "P" from 0,50 mm to 4,75 mm



Ricettacolo / Receptacle



Serie 50

Caratteristiche principali / Main features

Resistenza massima 900 N

Max. tensile strenght 900 N

Molla incorporata nel ricettacolo

Spring loaded receptacle

Adatta per applicazioni su pannelli con superfici delicate grazie alla

rondella in plastica posta sotto la testa dello stelo

Plastic washer stud assembly to protect decorative surfaces

Modalità di selezione / Selection process

Selezionare il tipo di stelo, ricettacolo e rondella

Select stud assembly, receptacle and retaining ring

Determinare il "Numero stelo N" dalla tabella in calce in base allo spessore "G"

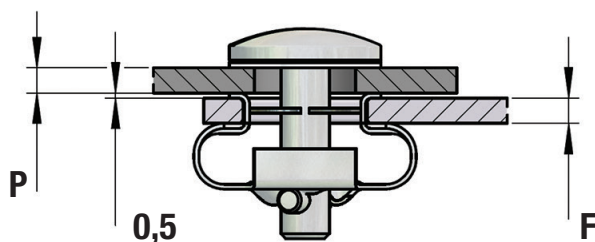
Select "Stud number N" from the table below accordingly to "G" thickness

Sostituire all'asterisco presente nel codice articolo il "Numero stelo N" ottenuto

Insert "Stud number N" into stud part number *

Esempi di applicazione e calcolo dello spessore "G"

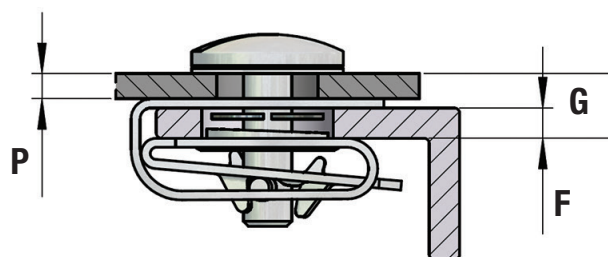
Application example and selection of "G" value



$$G = P$$

in abbinamento a ricettacolo
in conjunction with receptacle

Snap-in 50E20.*AK7



$$G = P + F$$

in abbinamento a ricettacolo
in conjunction with receptacle

Clip-on V50R4.2.1AK7

Tabella di selezione "Numero stelo N" / "Stud number N" selection table

Spessore totale G Total thickness G	Numero stelo N Stud number N * 1	Spessore totale G Total thickness G	Numero stelo N Stud number N * 2	Spessore totale G Total thickness G	Numero stelo N Stud number N * 3
0,50 - 1,10	6	0,50 - 1,10	8	-	-
1,10 - 1,70	7	1,10 - 1,70	9	-	-
1,70 - 2,30	8	1,70 - 2,30	10	-	-
2,30 - 2,90	9	2,30 - 2,90	11	2,30 - 2,90	6
2,90 - 3,50	10	2,90 - 3,50	12	2,90 - 3,50	7
3,50 - 4,10	11	3,50 - 4,10	13	3,50 - 4,10	8
4,10 - 4,70	12	4,10 - 4,70	14	4,10 - 4,70	9
4,70 - 5,30	13	4,70 - 5,30	15	4,70 - 5,30	10
5,30 - 5,90	14	5,30 - 5,90	16	5,30 - 5,90	11
5,90 - 6,50	15	5,90 - 6,50	17	5,90 - 6,50	12
6,50 - 7,10	16	6,50 - 7,10	18	6,50 - 7,10	13
7,10 - 7,70	17	7,10 - 7,70	19	7,10 - 7,70	14
7,70 - 8,30	18	7,70 - 8,30	20	7,70 - 8,30	15
8,30 - 8,90	19	8,30 - 8,90	21	8,30 - 8,90	16
8,90 - 9,50	20	8,90 - 9,50	22	8,90 - 9,50	17
9,50 - 10,10	21	9,50 - 10,10	23	9,50 - 10,10	18
10,10 - 10,70	22	10,10 - 10,70	24	10,10 - 10,70	19
10,70 - 11,30	23	10,70 - 11,30	25	10,70 - 11,30	20
11,30 - 11,90	24	11,30 - 11,90	26	11,30 - 11,90	21
11,90 - 12,50	25	11,90 - 12,50	27	11,90 - 12,50	22
12,50 - 13,10	26	12,50 - 13,10	28	12,50 - 13,10	23
13,10 - 13,70	27	13,10 - 13,70	29	13,10 - 13,70	24
13,70 - 14,30	28	13,70 - 14,30	30	13,70 - 14,30	25
14,30 - 14,90	29	14,30 - 14,90	31	14,30 - 14,90	26
14,90 - 15,50	30	14,90 - 15,50	32	14,90 - 15,50	27
15,50 - 16,10	31	15,50 - 16,10	33	15,50 - 16,10	28

* in abbinamento a ricettacolo tipo ... / in conjunction with receptacle type ...

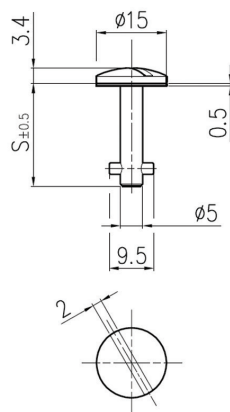
Taglio di cacciavite

Codice articolo / Part Number

ST5001.*.1AZ

Acciaio zincato iridescente esente Cr6
Steel white zinc plated Cr6 free

Rondella sottotesta in plastica (PA6)
Plastic washer (PA6)



Slotted recess



$$S = 11,40 + (0,6 \times N)$$

* - Numero stelo **N** come da tabella a pag. 136
* - Stud number **N** as for table at page 136

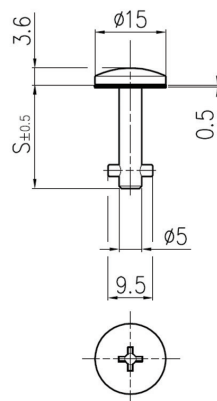
Taglio a croce

Codice articolo / Part Number

ST5002.*.1AZ

Acciaio zincato iridescente esente Cr6
Steel white zinc plated Cr6 free

Rondella sottotesta in plastica (PA6)
Plastic washer (PA6)



Cross recess



$$S = 11,40 + (0,6 \times N)$$

* - Numero stelo **N** come da tabella a pag. 136
* - Stud number **N** as for table at page 136

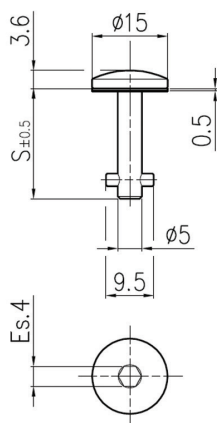
Esagono incassato

Codice articolo / Part Number

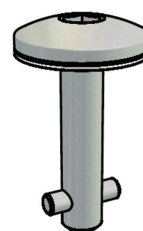
ST5018.*.1AZ

Acciaio zincato iridescente esente Cr6
Steel white zinc plated Cr6 free

Rondella sottotesta in plastica (PA6)
Plastic washer (PA6)



Hex recess



$$S = 11,40 + (0,6 \times N)$$

* - Numero stelo **N** come da tabella a pag. 136
* - Stud number **N** as for table at page 136

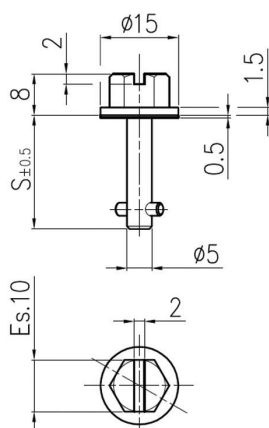
Esagono

Codice articolo / Part Number

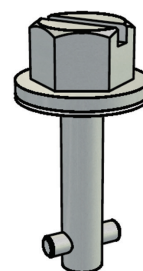
ST5011.*.1AZ

Acciaio zincato iridescente esente Cr6
Steel white zinc plated Cr6 free

Rondella sottotesta in plastica (PA6)
Plastic washer (PA6)



Hex slotted recess

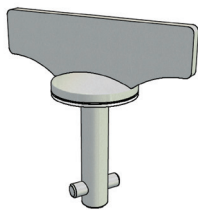


$$S = 11,40 + (0,6 \times N)$$

* - Numero stelo **N** come da tabella a pag. 136
* - Stud number **N** as for table at page 136

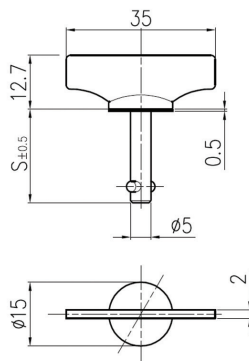
Serie 50

Central fix wing



$$S = 11,40 + (0,6 \times N)$$

- * - Numero stelo **N** come da tabella a pag. 136
- * - Stud number **N** as for table at page 136



Aletta centrale fissa


Codice articolo / Part Number

ST5003.*.1AZ

Acciaio zincato iridescente esente Cr6
Steel white zinc plated Cr6 free

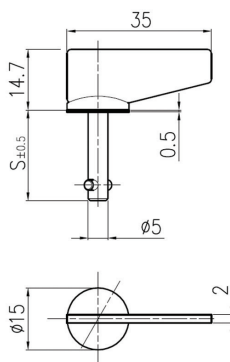
Rondella sottotesta in plastica (PA6)
Plastic washer (PA6)

Side fix wing



$$S = 11,40 + (0,6 \times N)$$

- * - Numero stelo **N** come da tabella a pag. 136
- * - Stud number **N** as for table at page 136



Aletta laterale fissa

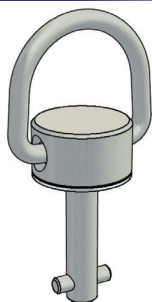
Codice articolo / Part Number

ST5023.*.1AZ

Acciaio zincato iridescente esente Cr6
Steel white zinc plated Cr6 free

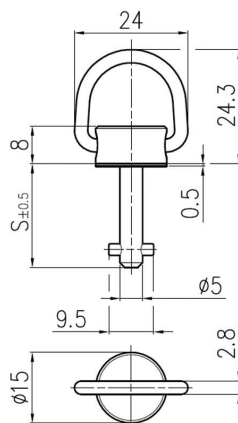
Rondella sottotesta in plastica (PA6)
Plastic washer (PA6)

Folding bail handle



$$S = 11,40 + (0,6 \times N)$$

- * - Numero stelo **N** come da tabella a pag. 136
- * - Stud number **N** as for table at page 136



Anello ribaltabile

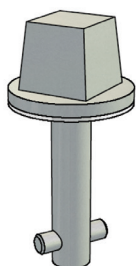
Codice articolo / Part Number

ST5004.*.1AZ

Acciaio zincato iridescente esente Cr6
Steel white zinc plated Cr6 free

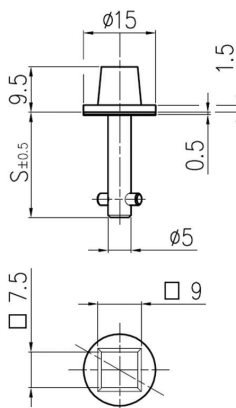
Rondella sottotesta in plastica (PA6)
Plastic washer (PA6)

Railways square



$$S = 11,40 + (0,6 \times N)$$

- * - Numero stelo **N** come da tabella a pag. 136
- * - Stud number **N** as for table at page 136



Quadro FFSS

Codice articolo / Part Number

ST5005.*.1AZ

Acciaio zincato iridescente esente Cr6
Steel white zinc plated Cr6 free

Rondella sottotesta in plastica (PA6)
Plastic washer (PA6)

Snap-in

Codice articolo / Part Number

50E20.1AK7

Acciaio zincato iridescente esente Cr6

Steel white zinc plated Cr6 free

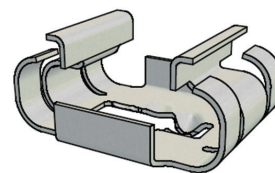
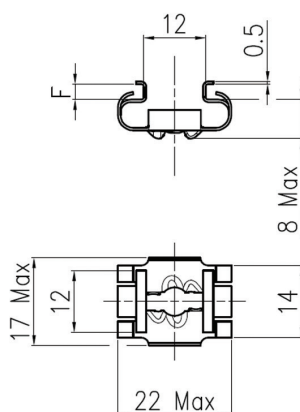
Spessore / Thickness $F = 1,0 - 2,0$ Tipo 1 / Type 1

50E20.2AK7

Acciaio zincato iridescente esente Cr6

Steel white zinc plated Cr6 free

Spessore / Thickness $F = 2,1 - 3,0$ Tipo 2 / Type 2



Carico max / Max. load 250 N

Clip-on

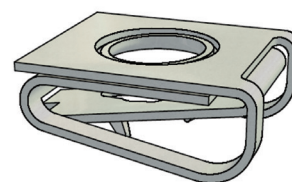
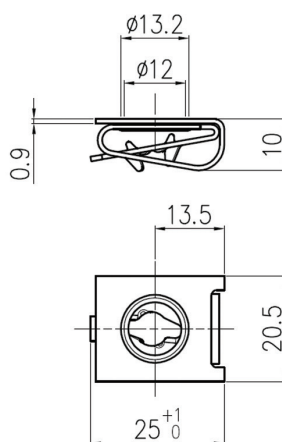
Codice articolo / Part Number

V50R4.2.1AK7

Acciaio zincato iridescente esente Cr6

Steel white zinc plated Cr6 free

Spessore / Thickness $F = 0,8 - 5,6$ Tipo 3 / Type 3



Clip-on

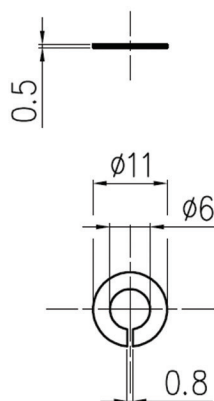
Rondella di tenuta

Codice articolo / Part Number

4002.SW.SS

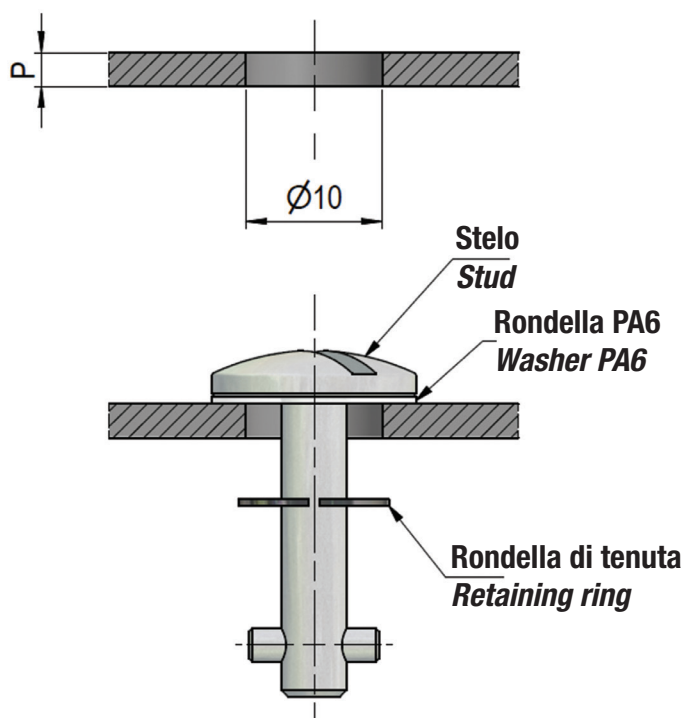
Acciaio inox

Stainless steel



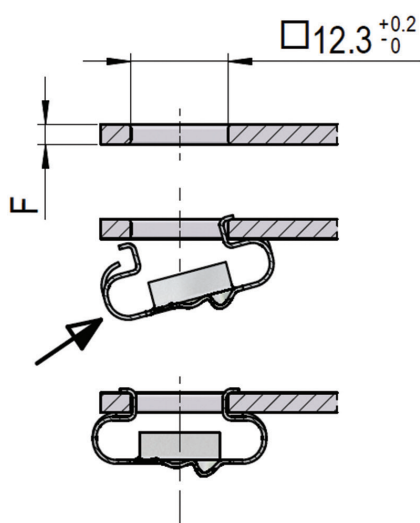
Retaining ring

Stelo / Stud

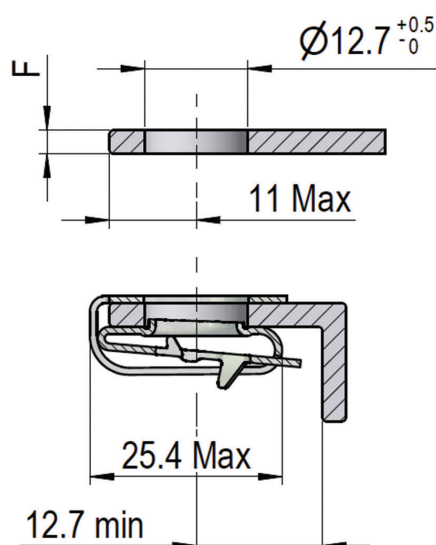


Ricettacolo / Receptacle

**Snap-in
50E20.*AK7**



**Clip-on
V50R4.2.1AK7**



Caratteristiche principali / Main features

Resistenza massima 700 N
Max. tensile strenght 700 N

Molla incorporata nello stelo
Spring loaded stud

Chiusura dalle dimensioni ridotte ma dalla resistenza elevata
Small-size fastener with high tensile strenght

Modalità di selezione / Selection process

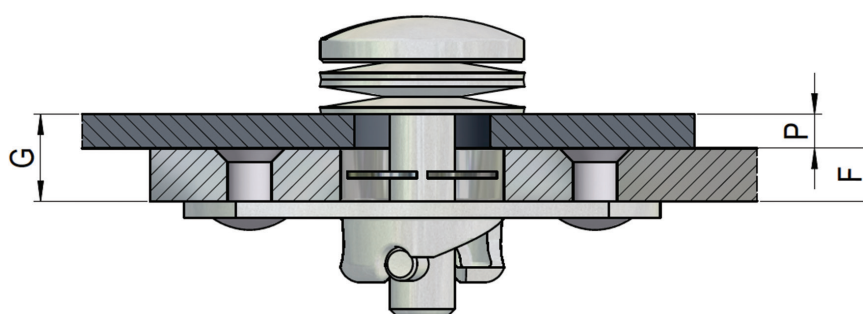
Selezionare il tipo di stelo, ricettacolo e rondella
Select stud assembly, receptacle and retaining ring

Determinare il "Numero stelo N" dalla tabella in calce in base allo spessore "G"
Select "Stud number N" from the table below accordingly to "G" thickness

Sostituire all'asterisco presente nel codice articolo il "Numero stelo N" ottenuto
Insert "Stud number N" into stud part number *

Esempi di applicazione e calcolo dello spessore "G"

Application example and selection of "G" value



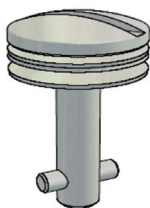
$$G = P + F$$

Tabella di selezione "Numero stelo N" / "Stud number N" selection table

Spessore totale G Total thickness G	Numero stelo N Stud number N	Spessore totale G Total thickness G	Numero stelo N Stud number N	Spessore totale G Total thickness G	Numero stelo N Stud number N
0,50 - 1,10	1	7,70 - 8,30	13	14,90 - 15,50	25
1,10 - 1,70	2	8,30 - 8,90	14	15,50 - 16,10	26
1,70 - 2,30	3	8,90 - 9,50	15	16,10 - 16,70	27
2,30 - 2,90	4	9,50 - 10,10	16	16,70 - 17,30	28
2,90 - 3,50	5	10,10 - 10,70	17	17,30 - 17,90	29
3,50 - 4,10	6	10,70 - 11,30	18	17,90 - 18,50	30
4,10 - 4,70	7	11,30 - 11,90	19	18,50 - 19,10	31
4,70 - 5,30	8	11,90 - 12,50	20	19,10 - 19,70	32
5,30 - 5,90	9	12,50 - 13,10	21	19,70 - 20,30	33
5,90 - 6,50	10	13,10 - 13,70	22	20,30 - 20,90	34
6,50 - 7,10	11	13,70 - 14,30	23	20,90 - 21,50	35
7,10 - 7,70	12	14,30 - 14,90	24	21,50 - 22,10	36

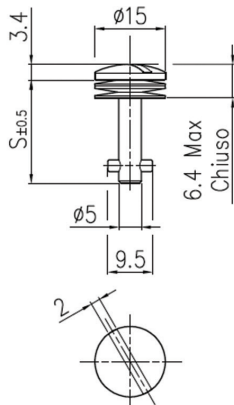
Serie 60

Slotted recess



$$S = 11,40 + (0,6 \times N)$$

- * - Numero stelo **N** come da tabella a pag. 141
- * - Stud number **N** as for table at page 141



Taglio di cacciavite

Codice articolo / Part Number

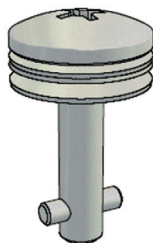
ST6001.*.1AZ

Acciaio zincato iridescente esente Cr6
Steel white zinc plated Cr6 free

ST6001.*.1BP

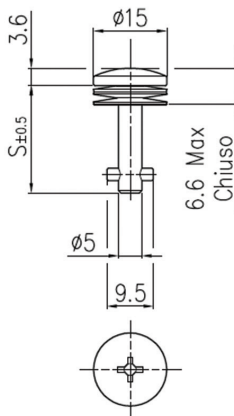
Acciaio inox
Stainless steel

Cross recess



$$S = 11,40 + (0,6 \times N)$$

- * - Numero stelo **N** come da tabella a pag. 141
- * - Stud number **N** as for table at page 141



Taglio a croce

Codice articolo / Part Number

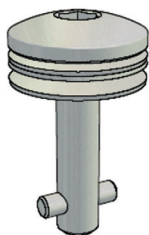
ST6002.*.1AZ

Acciaio zincato iridescente esente Cr6
Steel white zinc plated Cr6 free

ST6002.*.1BP

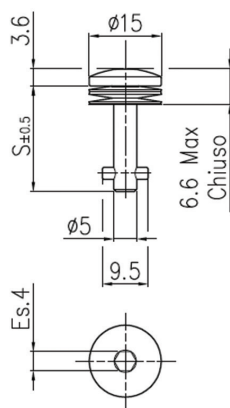
Acciaio inox
Stainless steel

Hex recess



$$S = 11,40 + (0,6 \times N)$$

- * - Numero stelo **N** come da tabella a pag. 141
- * - Stud number **N** as for table at page 141



Esagono incassato

Codice articolo / Part Number

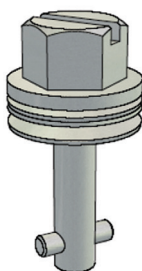
ST6018.*.1AZ

Acciaio zincato iridescente esente Cr6
Steel white zinc plated Cr6 free

ST6018.*.1BP

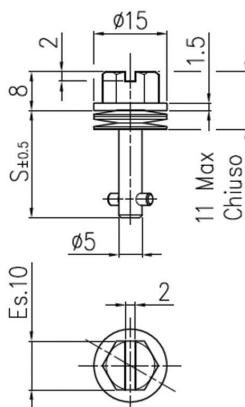
Acciaio inox
Stainless steel

Hexagon



$$S = 11,40 + (0,6 \times N)$$

- * - Numero stelo **N** come da tabella a pag. 141
- * - Stud number **N** as for table at page 141



Esagono

Codice articolo / Part Number

ST6011.*.1AZ

Acciaio zincato iridescente esente Cr6
Steel white zinc plated Cr6 free

ST6011.*.1BP

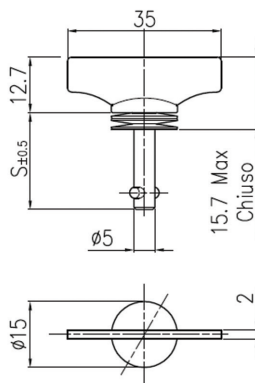
Acciaio inox
Stainless steel

Aletta centrale

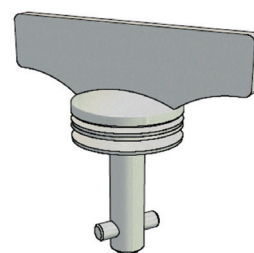
Codice articolo / Part Number

ST6003.*.1AZ

Acciaio zincato iridescente esente Cr6
Steel white zinc plated Cr6 free



Central fix wing



$$S = 11,40 + (0,6 \times N)$$

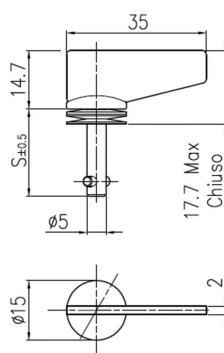
- * - Numero stelo **N** come da tabella a pag. 141
- * - Stud number **N** as for table at page 141

Aletta laterale

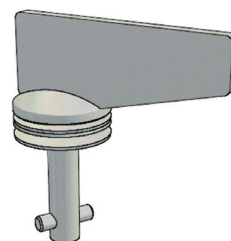
Codice articolo / Part Number

ST6023.*.1AZ

Acciaio zincato iridescente esente Cr6
Steel white zinc plated Cr6 free



Side fix wing



$$S = 11,40 + (0,6 \times N)$$

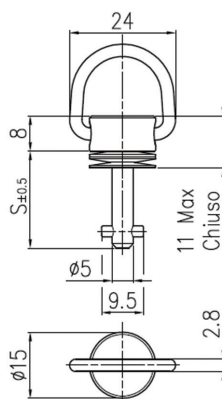
- * - Numero stelo **N** come da tabella a pag. 141
- * - Stud number **N** as for table at page 141

Anello ribaltabile

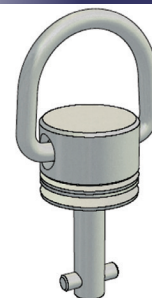
Codice articolo / Part Number

ST6004.*.1AZ

Acciaio zincato iridescente esente Cr6
Steel white zinc plated Cr6 free



Folding bail handle



$$S = 11,40 + (0,6 \times N)$$

- * - Numero stelo **N** come da tabella a pag. 141
- * - Stud number **N** as for table at page 141

Quadro FFSS

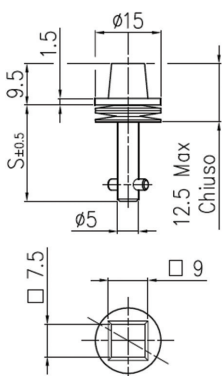
Codice articolo / Part Number

ST6005.*.1AZ

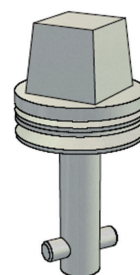
Acciaio zincato iridescente esente Cr6
Steel white zinc plated Cr6 free

ST6005.*.1BP

Acciaio inox
Stainless steel



Railways square

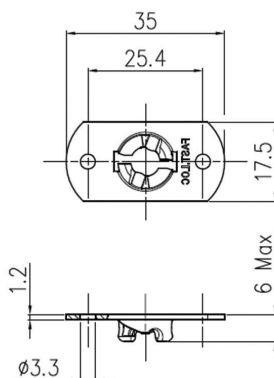
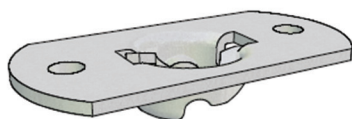


$$S = 11,40 + (0,6 \times N)$$

- * - Numero stelo **N** come da tabella a pag. 141
- * - Stud number **N** as for table at page 141

Serie 60

Rivet mounting



A rivettare

Codice articolo / Part Number

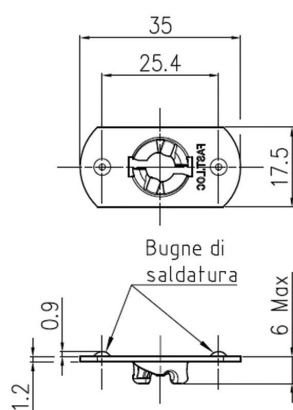
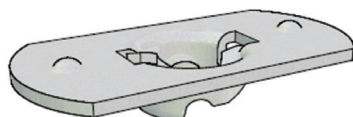
RC6001.1AZ

Acciaio zincato iridescente esente Cr6
Steel white zinc plated Cr6 free

RC6001.1BP

Acciaio inox
Stainless steel

Weld mounting



A saldare

Codice articolo / Part Number

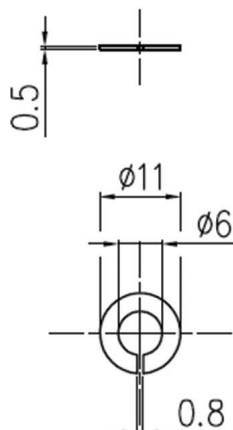
RC6002.1AZ

Acciaio zincato iridescente esente Cr6
Steel white zinc plated Cr6 free

RC6002.1BP

Acciaio inox
Stainless steel

Retaining ring

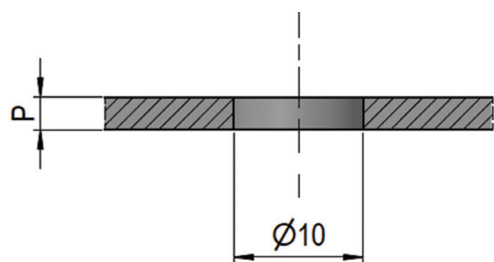


Rondella di tenuta

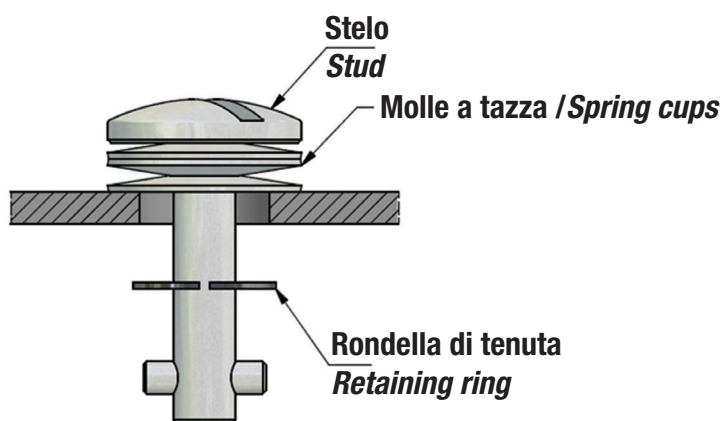
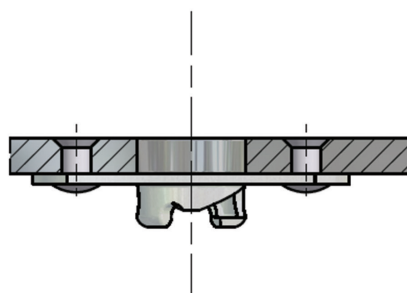
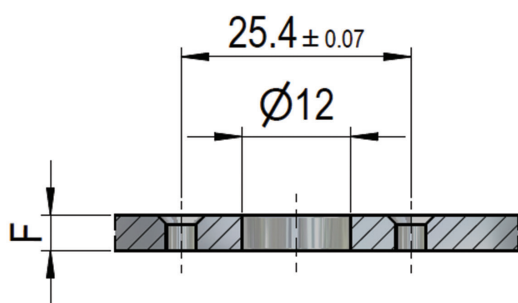
Codice articolo / Part Number

4002.SW.SS

Acciaio inox
Stainless steel



Per spessori P fino a 2 mm è possibile l'installazione senza utilizzare la rondella di tenuta eseguendo un foro di Ø 8,2 mm
 For P up to 2 mm panel thickness it is possible to install the stud without retaining ring drilling a Ø 8 mm hole.

**Ricettacolo / Receptacle**

Serie 2600 - 2700

Caratteristiche principali / Main features

Resistenza massima 1300 N

Max. tensile strenght 1300 N

Molla incorporata nello stelo

Spring loaded stud

Chiusura dalle dimensioni ridotte ma dalla resistenza elevata

Small-size fastener with high tensile strenght

Serie 2600, testa sporgente - Serie 2700, testa a filo

2600 Series, fillister head - 2700 Series, flush head

Modalità di selezione / Selection process

Selezionare il tipo di stelo, ricettacolo e rondella

Select stud assembly, receptacle and retaining ring

Determinare il "Numero stelo N" dalla tabella in calce in base allo spessore "G"

Select "Stud number N" from the table below accordingly to "G" thickness

Sostituire all'asterisco presente nel codice articolo il "Numero stelo N" ottenuto

Insert "Stud number N" into stud part number *

Esempi di applicazione e calcolo dello spessore "G"

Application example and selection of "G" value

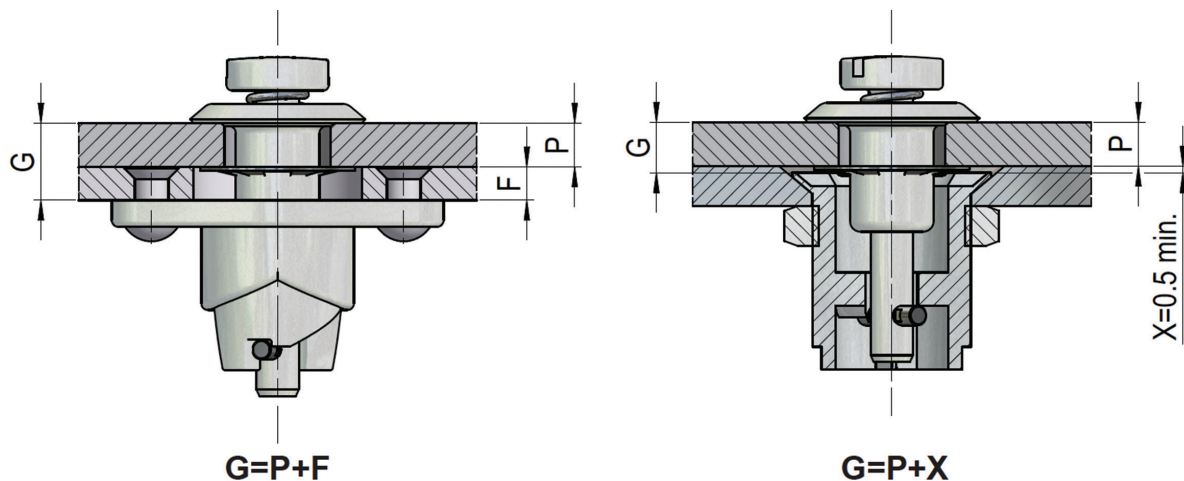


Tabella di selezione "Numero stelo N" / "Stud number N" selection table

Spessore totale G Total thickness G	Numero stelo N Stud number N * 1	Spessore totale G Total thickness G	Numero stelo N Stud number N * 2	Spessore totale G Total thickness G	Numero stelo N Stud number N * 3
0,75 - 1,50	1	0,75 - 1,50	2	9,90 - 10,65	1
1,50 - 2,30	2	1,50 - 2,30	3	10,65 - 11,40	2
2,30 - 3,05	3	2,30 - 3,05	4	11,40 - 12,20	3
3,05 - 3,80	4	3,05 - 3,80	5	12,20 - 12,95	4
3,80 - 4,60	5	3,80 - 4,60	6	12,95 - 13,70	5
4,60 - 5,35	6	4,60 - 5,35	7	13,70 - 14,50	6
5,35 - 6,10	7	5,35 - 6,10	8	14,50 - 15,25	7
6,10 - 6,85	8	6,10 - 6,85	9	15,25 - 16,00	8
6,85 - 7,60	9	6,85 - 7,60	10	16,00 - 16,75	9
7,60 - 8,40	10	7,60 - 8,40	11	16,75 - 17,50	10
8,40 - 9,15	11	8,40 - 9,15	12	17,50 - 18,30	11
9,15 - 9,90	12	9,15 - 9,90	13	18,30 - 19,05	12
9,90 - 10,65	13	9,90 - 10,65	14	19,05 - 19,80	13
10,65 - 11,40	14	10,65 - 11,40	15	19,80 - 20,60	14
11,40 - 12,20	15	11,40 - 12,20	16	20,60 - 21,35	15
12,20 - 12,95	16	12,20 - 12,95	17	21,35 - 22,10	16
12,95 - 13,70	17	12,95 - 13,70	18	22,10 - 22,85	17
13,70 - 14,50	18	13,70 - 14,50	19	22,85 - 23,60	18
14,50 - 15,25	19	14,50 - 15,25	20	23,60 - 24,40	19
15,25 - 16,00	20	-	-	24,40 - 25,15	20

* in abbinamento a ricettacolo tipo ... / in conjunction with receptacle type ...

Taglio di cacciavite

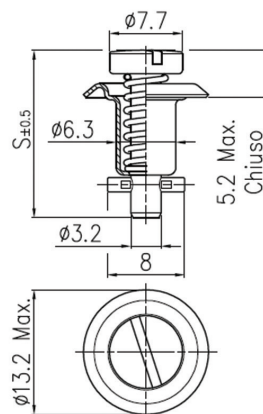
Codice articolo / Part Number

V26S01.*AGV

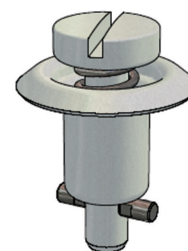
Acciaio zincato iridescente esente Cr6
Steel white zinc plated Cr6 free

2600.*S

Acciaio inox
Stainless steel



Slotted recess



$$S = 18,54 + (0,76 \times N)$$

* - Numero stelo **N** come da tabella a pag. 146

* - Stud number **N** as for table at page 146

Taglio a croce

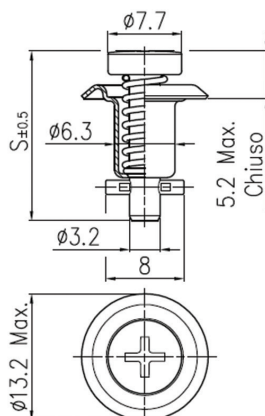
Codice articolo / Part Number

V26S02.*AGV

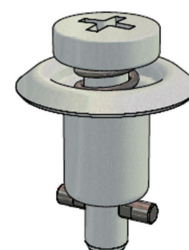
Acciaio zincato iridescente esente Cr6
Steel white zinc plated Cr6 free

26S51.*

Acciaio inox
Stainless steel



Cross recess



$$S = 18,54 + (0,76 \times N)$$

* - Numero stelo **N** come da tabella a pag. 146

* - Stud number **N** as for table at page 146

Pomello zigrinato

Codice articolo / Part Number

ST2006.*.1AZ

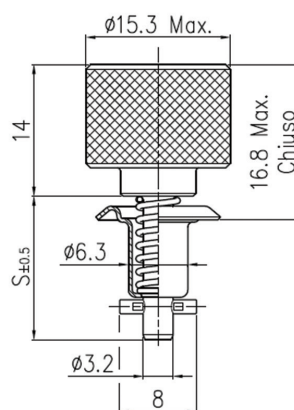
Acciaio zincato iridescente esente Cr6
Steel white zinc plated Cr6 free

ST2006.*.1AC

Acciaio cromato
Steel chrome played

ST2006.*.1BP

Acciaio inox
Stainless steel



Knurled knob



$$S = 18,54 + (0,76 \times N)$$

* - Numero stelo **N** come da tabella a pag. 146

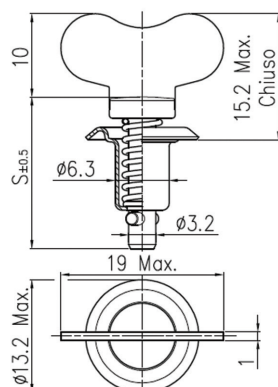
* - Stud number **N** as for table at page 146

Aletta centrale

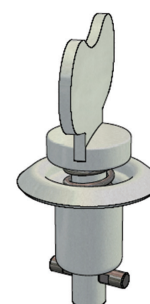
Codice articolo / Part Number

V26S04.*AGV

Acciaio zincato iridescente esente Cr6
Steel white zinc plated Cr6 free



Central fix wing




$$S = 18,54 + (0,76 \times N)$$

* - Numero stelo **N** come da tabella a pag. 146

* - Stud number **N** as for table at page 146

Serie 2700

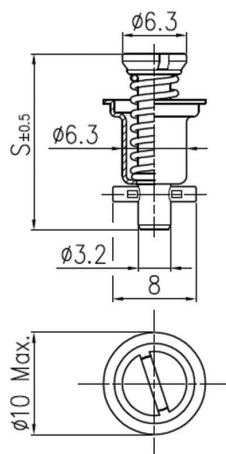
Slotted recess



$$S = 14,73 + (0,6 \times N)$$

* - Numero stelo **N** come da tabella a pag. 146

* - Stud number **N** as for table at page 146



Taglio di cacciavite

Codice articolo / Part Number

V27S01.*AGV

Acciaio zincato iridescente esente Cr6


Steel white zinc plated Cr6 free

2700.*S

Acciaio inox

Stainless steel

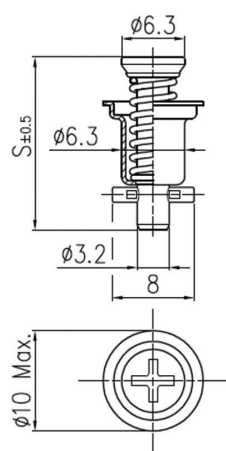
Cross recess



$$S = 14,73 + (0,6 \times N)$$

* - Numero stelo **N** come da tabella a pag. 146

* - Stud number **N** as for table at page 146



Taglio a croce

Codice articolo / Part Number

V27S02.*AGV

Acciaio zincato iridescente esente Cr6

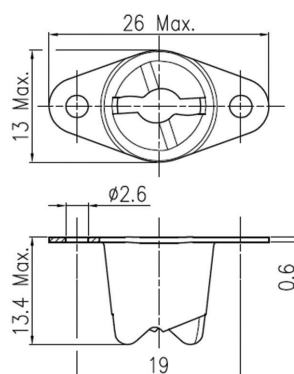
Steel white zinc plated Cr6 free

A rivettare

Codice articolo / Part Number

V26R6.1AGV

Acciaio zincato iridescente esente Cr6
Steel white zinc plated Cr6 free



Rivet mounting



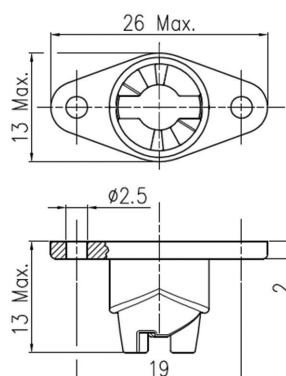
Tipo / Type 1

A rivettare

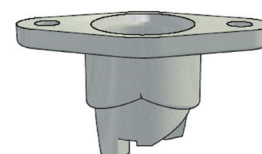
Codice articolo / Part Number

V212.12.1FGV

Bronzo zincato iridescente esente Cr6
Bronze white zinc plated Cr6 free



Rivet mounting



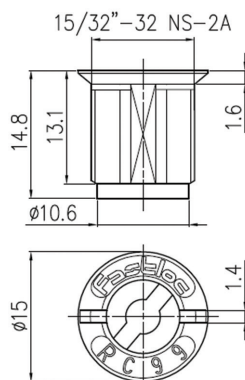
Tipo / Type 1

Aperto

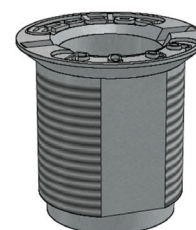
Codice articolo / Part Number

RC9901.1AZ

Zama zincata iridescente esente Cr6
Zinc alloy steel white zinc plated Cr6 free



Open end



Tipo / Type 2

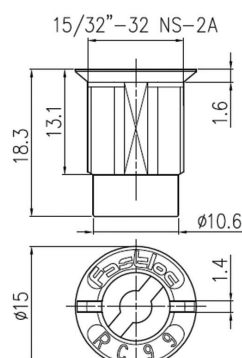
Incapsulato

Codice articolo / Part Number

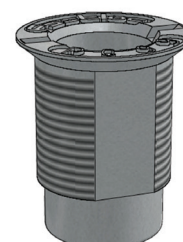
RC9902.1AZ

Zama zincata iridescente esente Cr6
Zinc alloy steel white zinc plated Cr6 free

A tenuta stagna
Water proof



Closed end



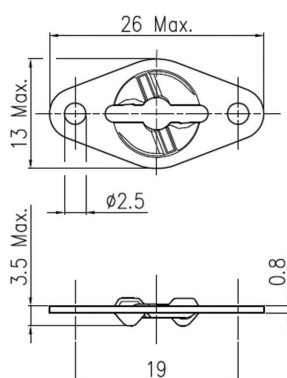
Tipo / Type 2

Serie 2600-2700

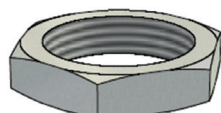
Rivet mounting



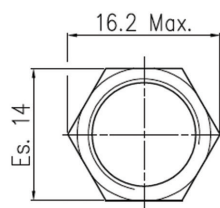
Tipo 3



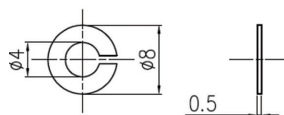
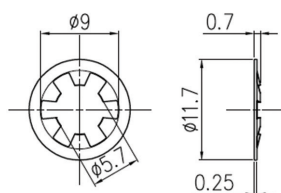
Nut



15/32"-32 NS-2A



Retaining ring



A rivettare

Codice articolo / Part Number

V312.12AGV

Acciaio zincato iridescente esente Cr6
Steel white zinc plated Cr6 free

Dado

Codice articolo / Part Number

15R10.1AC

Zama zincata iridescente esente Cr6
Zinc alloy steel white zinc plated Cr6 free

Rondella di tenuta

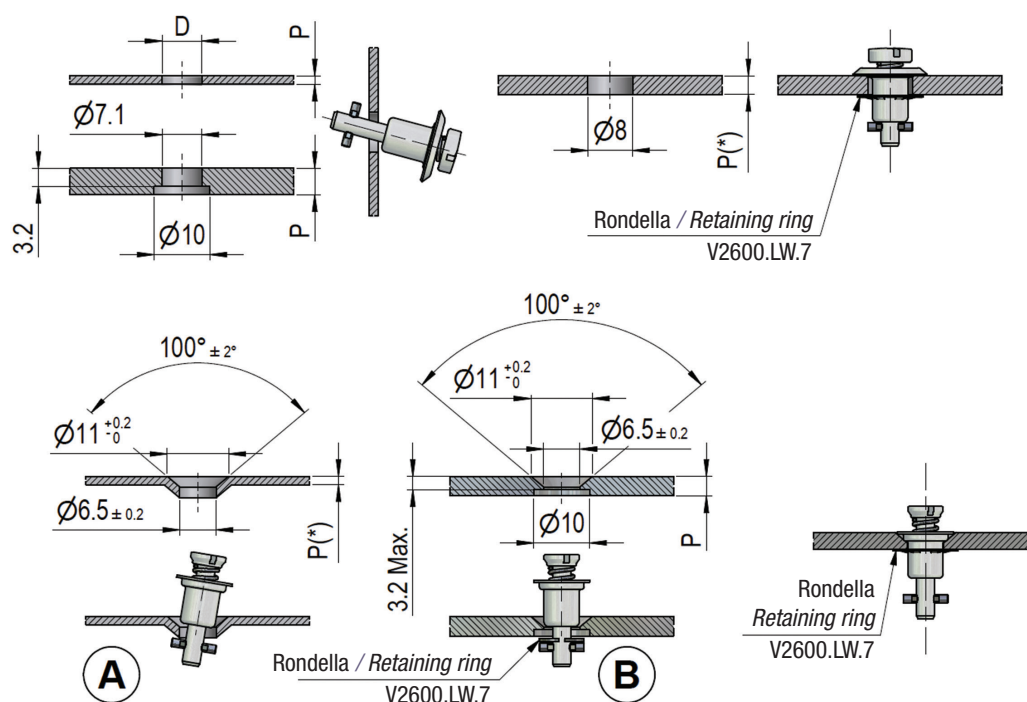
Codice articolo / Part Number

V2600.LW.7

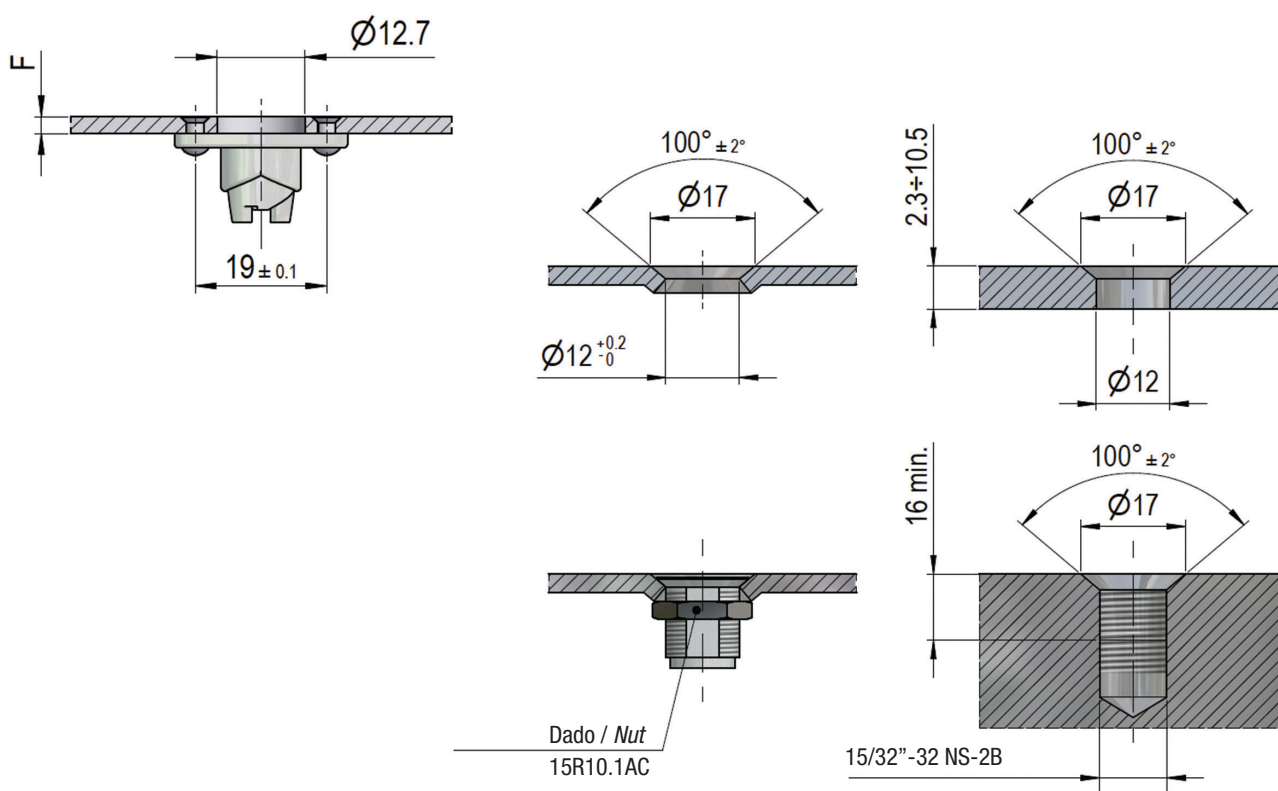
Acciaio inox
Stainless steel

2600.SW

Acciaio inox
Stainless steel



Ricettacolo / Receptacle



Serie 90

Caratteristiche principali / Main features

Resistenza massima 10000 N

Max. tensile strenght 10000 N

Molla incorporata nello stelo

Spring loaded stud

Particolarmente adatta per applicazioni ove sia richiesta elevata resistenza e sicurezza

Fastener for maximum tensile strenght and preload

Vasto assortimento di tipi e materiali

Wide range of styles and materials

Modalità di selezione / Selection process

Selezionare il tipo di stelo, ricettacolo e rondella

Select stud assembly, receptacle and retaining ring

Determinare il "Numero stelo N" dalla tabella in calce in base allo spessore "G"

Select "Stud number N" from the table below accordingly to "G" thickness

Sostituire all'asterisco presente nel codice articolo il "Numero stelo N" ottenuto
Insert "Stud number N" into stud part number *

Esempi di applicazione e calcolo dello spessore "G"

Application example and selection of "G" value

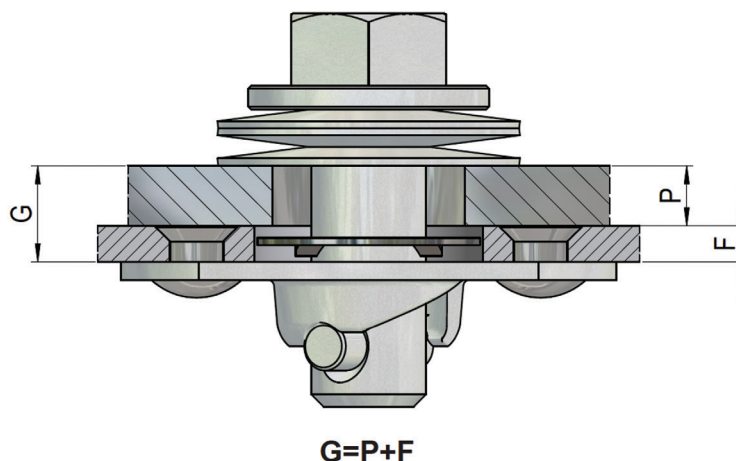


Tabella di selezione "Numero stelo N" / "Stud number N" selection table

Spessore totale G Total thickness G	Numero stelo N Stud number N	Spessore totale G Total thickness G	Numero stelo N Stud number N	Spessore totale G Total thickness G	Numero stelo N Stud number N
0,90 - 1,65	1	13,85 - 14,60	18	26,80 - 27,55	35
1,65 - 2,40	2	14,60 - 15,35	19	27,55 - 28,30	36
2,40 - 3,15	3	15,35 - 16,15	20	28,30 - 29,10	37
3,15 - 3,95	4	16,15 - 16,90	21	29,10 - 29,85	38
3,95 - 4,70	5	16,90 - 17,65	22	29,85 - 30,60	39
4,70 - 5,45	6	17,65 - 18,40	23	30,60 - 31,35	40
5,45 - 6,20	7	18,40 - 19,20	24	31,35 - 32,15	41
6,20 - 7,00	8	19,20 - 19,95	25	32,15 - 32,90	42
7,00 - 7,75	9	19,95 - 20,70	26	32,90 - 33,65	43
7,75 - 8,50	10	20,70 - 21,45	27	33,65 - 34,40	44
8,50 - 9,25	11	21,45 - 22,25	28	34,40 - 35,20	45
9,25 - 10,05	12	22,25 - 23,00	29	35,20 - 35,95	46
10,05 - 10,80	13	23,00 - 23,75	30	35,95 - 36,70	47
10,80 - 11,55	14	23,75 - 24,50	31	36,70 - 37,45	48
11,55 - 12,30	15	24,50 - 25,25	32	37,45 - 38,25	49
12,30 - 13,10	16	25,25 - 26,05	33	38,25 - 39,00	50
13,10 - 13,85	17	26,05 - 26,80	34	-	-

Esagono

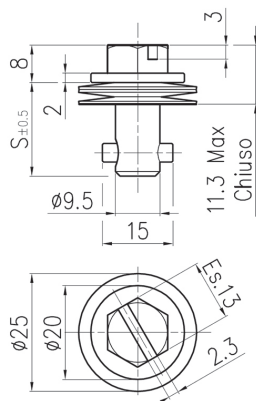
Codice articolo / Part Number

ST9001.*.1AZ

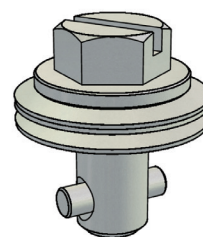
Acciaio zincato iridescente esente Cr6
Steel white zinc plated Cr6 free

ST9001.*.1BP

Acciaio inox
Stainless steel



Hexagon



$$S = 16,26 + (0,76 \times N)$$

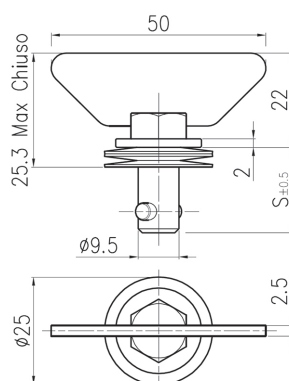
* - Numero stelo **N** come da tabella a pag. 152
* - Stud number **N** as for table at page 152

Aletta centrale fissa


Codice articolo / Part Number

ST9033.*.1AZ

Acciaio zincato iridescente esente Cr6
Steel white zinc plated Cr6 free



Central fixed wing



$$S = 16,26 + (0,76 \times N)$$

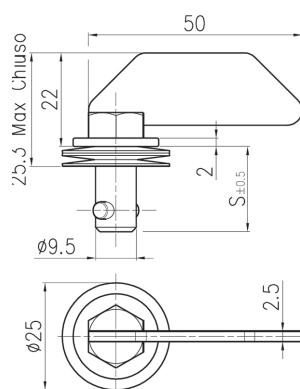
* - Numero stelo **N** come da tabella a pag. 152
* - Stud number **N** as for table at page 152

Aletta laterale fissa

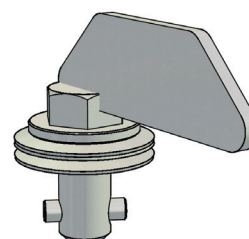
Codice articolo / Part Number

ST9043.*.1AZ

Acciaio zincato iridescente esente Cr6
Steel white zinc plated Cr6 free



Side fixed wing



$$S = 16,26 + (0,76 \times N)$$

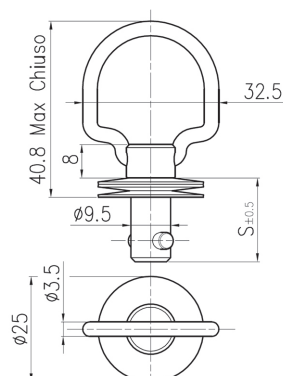
* - Numero stelo **N** come da tabella a pag. 152
* - Stud number **N** as for table at page 152

Anello ribaltabile

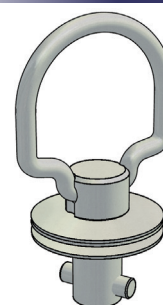
Codice articolo / Part Number

ST9034.*.1AZ

Acciaio zincato iridescente esente Cr6
Steel white zinc plated Cr6 free



Folding bail handle



$$S = 16,26 + (0,76 \times N)$$

* - Numero stelo **N** come da tabella a pag. 152
* - Stud number **N** as for table at page 152

Serie 90

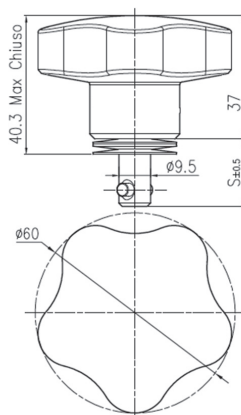
Plastic knob



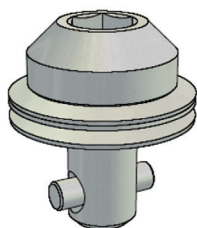
$$S = 16,26 + (0,76 \times N)$$

* - Numero stelo **N** come da tabella a pag. 152

* - Stud number **N** as for table at page 152



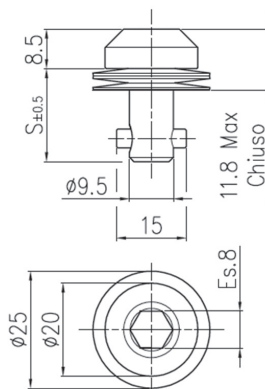
Hex recess



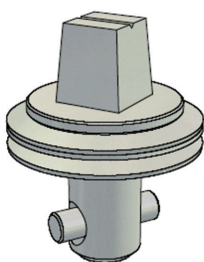
$$S = 16,26 + (0,76 \times N)$$

* - Numero stelo **N** come da tabella a pag. 152

* - Stud number **N** as for table at page 152



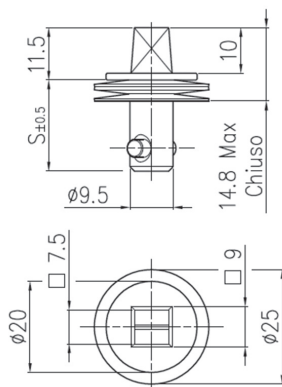
Railways square



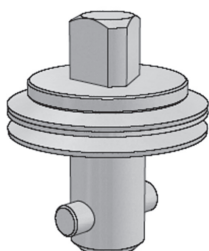
$$S = 16,26 + (0,76 \times N)$$

* - Numero stelo **N** come da tabella a pag. 152

* - Stud number **N** as for table at page 152



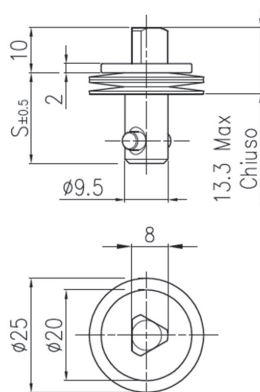
Triangle



$$S = 16,26 + (0,76 \times N)$$

* - Numero stelo **N** come da tabella a pag. 152

* - Stud number **N** as for table at page 152



Pomello in plastica

Codice articolo / Part Number

ST9026.*.1AZ

Acciaio zincato iridescente esente Cr6

Steel white zinc plated Cr6 free

ST9026.*.1BP

Acciaio inox

Stainless steel

Esagono incassato

Codice articolo / Part Number

ST9018.*.1AZ

Acciaio zincato iridescente esente Cr6

Steel white zinc plated Cr6 free

ST9018.*.1BP

Acciaio inox

Stainless steel

Quadro FFSS

Codice articolo / Part Number

ST9005.*.1AZ

Acciaio zincato iridescente esente Cr6

Steel white zinc plated Cr6 free

ST9005.*.1BP

Acciaio inox

Stainless steel

Triangolo

Codice articolo / Part Number

ST9017.*.1AZ

Acciaio zincato iridescente esente Cr6

Steel white zinc plated Cr6 free

ST9017.*.1BP

Acciaio inox

Stainless steel

A rivettare

Codice articolo / Part Number

RC9001.1AZ

Fori / Holes 3,3 mm

Acciaio zincato iridescente esente Cr6
Steel white zinc plated Cr6 free

RC9001.1BP

Fori / Holes 3,3 mm

Acciaio inox
Stainless steel

RC9001.3AZ

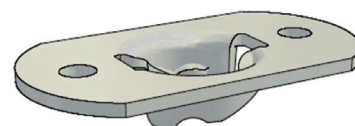
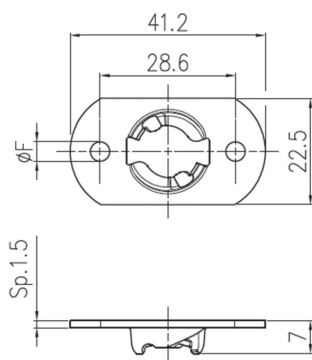
Fori / Holes 4,1 mm

Acciaio zincato iridescente esente Cr6
Steel white zinc plated Cr6 free

RC9001.3BP

Fori / Holes 4,1 mm

Acciaio inox
Stainless steel



A saldare

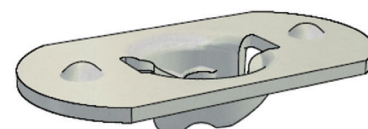
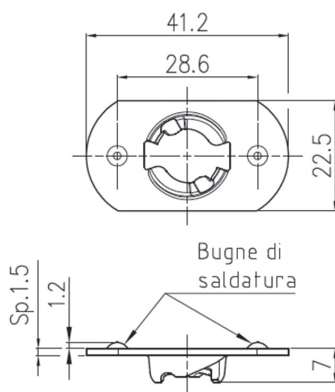
Codice articolo / Part Number

RC9002.1AZ

Acciaio zincato iridescente esente Cr6
Steel white zinc plated Cr6 free

RC9002.1AR

Acciaio grezzo oliato
Steel blank oiled



Weld mounting

Rondella di tenuta

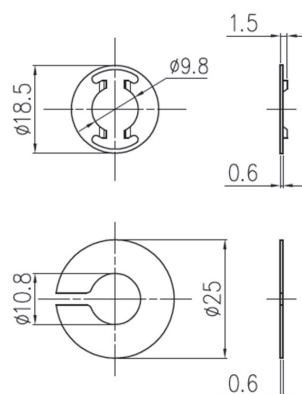
Codice articolo / Part Number

991W04.1BP

Acciaio inox
Stainless steel

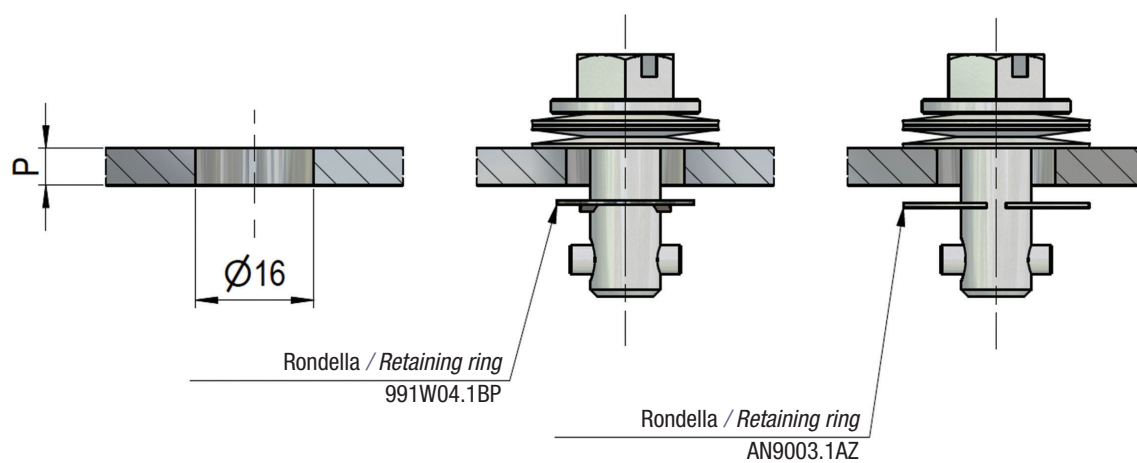
AN9003.1AZ

Acciaio zincato iridescente esente Cr6
Steel white zinc plated Cr6 free

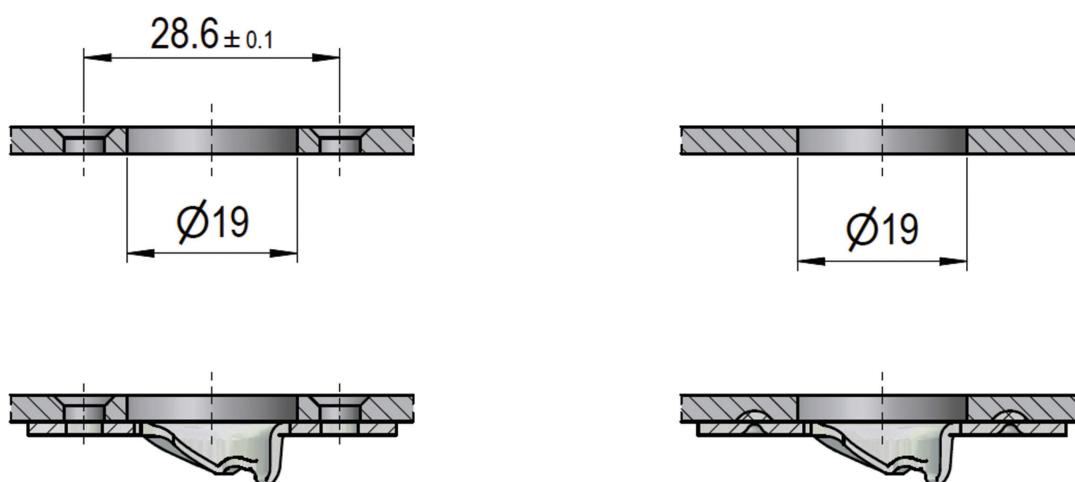


Retaining ring

Stelo / Stud



Ricettacolo / Receptacle



Caratteristiche principali / Main features

Resistenza massima 1400 N
Max. tensile strenght 1400 N

Molla incorporata nello stelo
Spring loaded stud

Apertura con rotazione di 1/4 di giro, chiusura con la semplice pressione
1/4 turn to open, push to close

Modalità di selezione / Selection process

Selezionare il tipo di stelo in base allo spessore "P"
Select stud assembly accordingly to "P" thickness

Selezionare il tipo di ricettacolo in base allo spessore "F"
Select receptacle accordingly to "F" thickness

Determinare il "Numero stelo N" dalla tabella in calce in base allo spessore "P"
Select "Stud number N" from the table below accordingly to "P" thickness

Sostituire all'asterisco presente nel codice articolo il "Numero stelo N" ottenuto
Insert "Stud number N" into stud part number *

Esempi di applicazione Application example

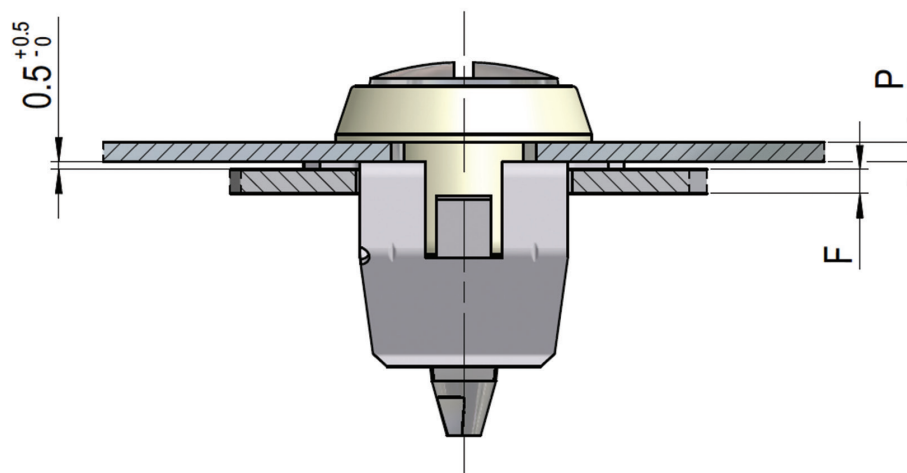
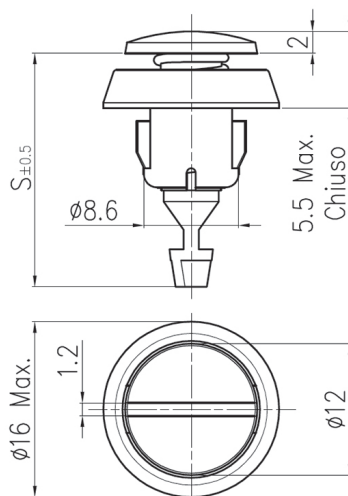
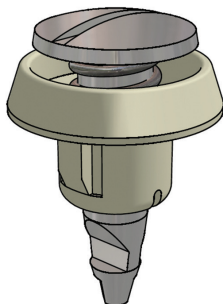


Tabella di selezione "Numero stelo N" / "Stud number N" selection table

Spessore P Thickness P	Numero stelo N Stud number N
1,00 - 2,00	02
2,00 - 3,00	03
3,00 - 4,00	04
4,00 - 5,00	05

Serie 76

Slotted recess



$$S = 18,5 + N$$

★ - Numero stelo **N** come da tabella a pag. 157

★ - Stud number **N** as for table at page 157

Taglio di cacciavite

Codice articolo / Part Number

ST7601.*.1BP

Spessore "P" da 0,5 a 1,0 mm
Thickness "P" from 0,5 to 1 mm

ST7601.*.2BP

Spessore "P" da 1,0 a 1,5 mm
Thickness "P" from 1,0 to 1,5 mm

ST7601.*.3BP

Spessore "P" da 1,5 a 2,0 mm
Thickness "P" from 1,5 to 2 mm

ST7601.*.4BP

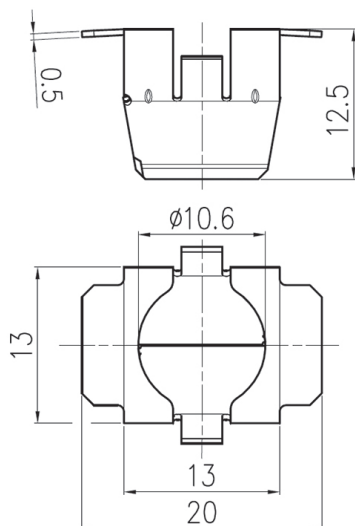
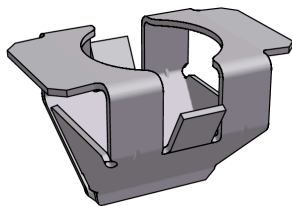
Spessore "P" da 2,0 a 2,5 mm
Thickness "P" from 2,0 to 2,5 mm

ST7601.*.5BP

Spessore "P" da 2,5 a 3,0 mm
Thickness "P" from 2,5 to 3,0 mm

Acciaio inox, boccola in plastica POM
Stainless steel, grommet plastic POM

Snap-in



Snap-in

Codice articolo / Part Number

RC7602.1BP

Spessore "F" da 0,5 a 1,0 mm
Thickness "F" from 0,5 to 1 mm

RC7602.2BP

Spessore "F" da 1,0 a 1,5 mm
Thickness "F" from 1,0 to 1,5 mm

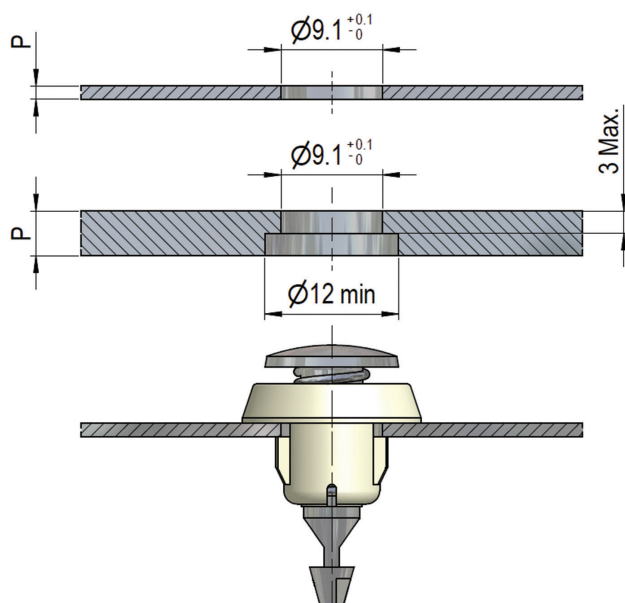
RC7602.3BP

Spessore "F" da 1,5 a 2,0 mm
Thickness "F" from 1,5 to 2 mm

RC7602.4BP

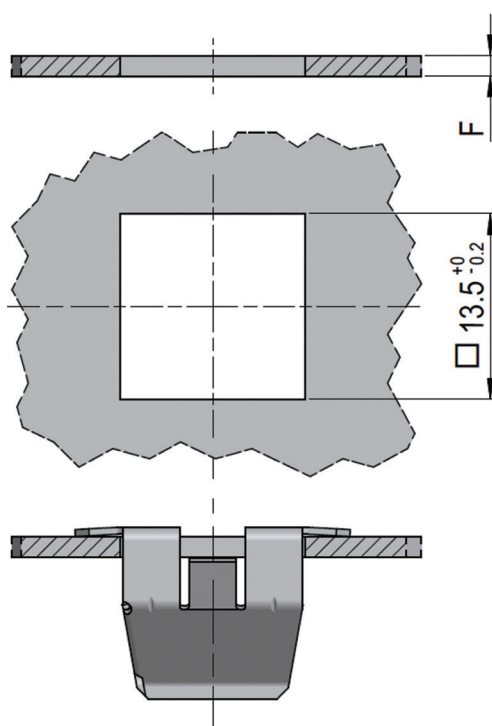
Spessore "F" da 2,0 a 2,5 mm
Thickness "F" from 2,0 to 2,5 mm

Acciaio inox
Stainless steel

Stelo / Stud

Per pannelli di spessore "P" fino a 3,0 mm
Panel thickness "P" up to 3,0 mm

Per pannelli di spessore "P" > 3,0 mm
Panel thickness "P" over > 3,0 mm

Ricettacolo / Receptacle

Serie 15F

Caratteristiche principali / Main features

Resistenza massima 1330 N

Max. tensile strenght 1330 N

Molla incorporata nello stelo

Spring loaded stud

Apertura con rotazione di 1/4 di giro, chiusura con la semplice pressione

1/4 turn to open, push to close

Ricettacolo ad avvitare per applicazioni su pannelli di notevole spessore o da

bloccare con apposito dado per pannelli sottili

Receptacles with external thread for screwing into high thickness panel or to be

fices with threaded nut on thin panels

Modalità di selezione / Selection process

Determinare il "Numero stelo N" dalla tabella in calce in base allo spessore "P"

Select "Stud number N" from the table below accordingly to "P" thickness

Sostituire all'asterisco presente nel codice articolo il "Numero stelo N" ottenuto

Insert "Stud number N" into stud part number *

Esempi di applicazione e calcolo dello spessore "P"

Application example and selection of "P" value

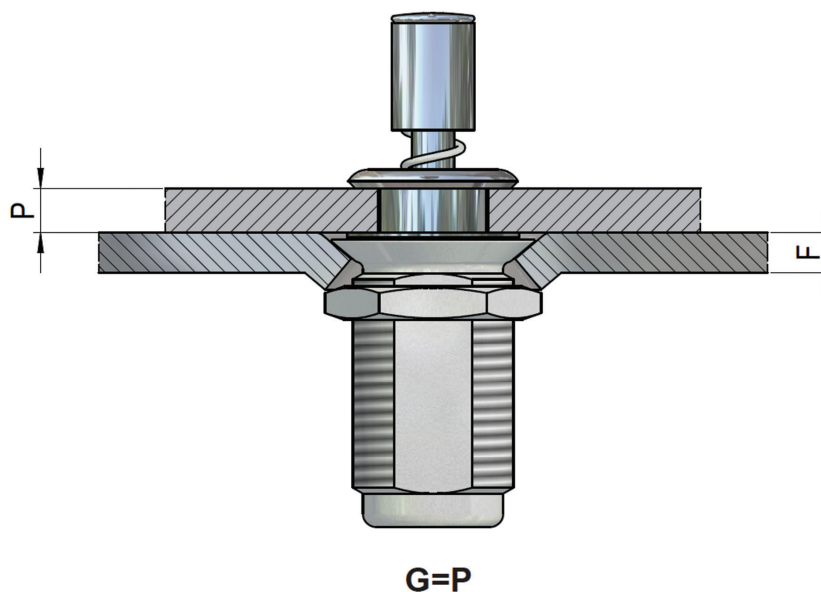


Tabella di selezione "Numero stelo N" / "Stud number N" selection table

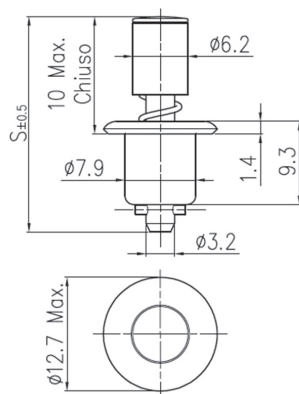
Spessore totale G Total thickness G	Numero stelo N Stud number N
0,70 - 2,30	1
2,30 - 3,80	3
3,80 - 5,30	5
5,30 - 6,90	7
6,90 - 8,40	9
8,40 - 9,90	11
9,90 - 11,40	13
11,40 - 12,90	15

Stelo

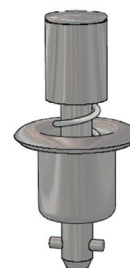
Codice articolo / Part Number

15S1.*.1AD

Acciaio nichelato
Steel nickel plated



Stud



* - Numero stelo come da tabella a pag. 160

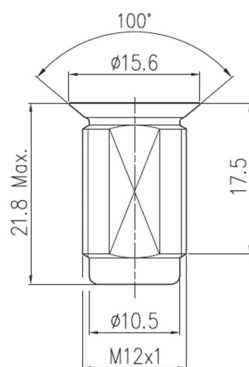
* - Stud number as for table a page 160

Ricettacolo

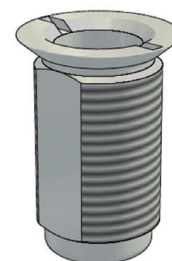
Codice articolo / Part Number

V15R13.1.1AB

Zama zincata iridescente esente Cr6
Zinc alloy steel white zinc plated Cr6 free



Receptacle

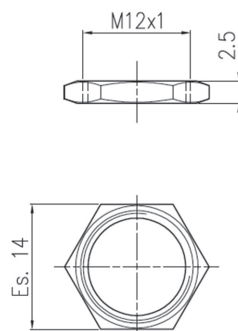


Dado


Codice articolo / Part Number

V15R14.1.1AB

Zama zincata iridescente esente Cr6
Zinc alloy steel white zinc plated Cr6 free



Nut

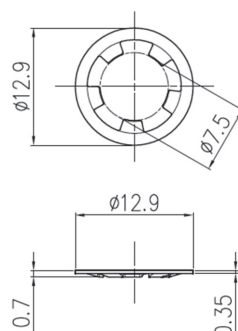


Rondella di tenuta

Codice articolo / Part Number

15S11.1CJ

Acciaio inox
Stainless steel

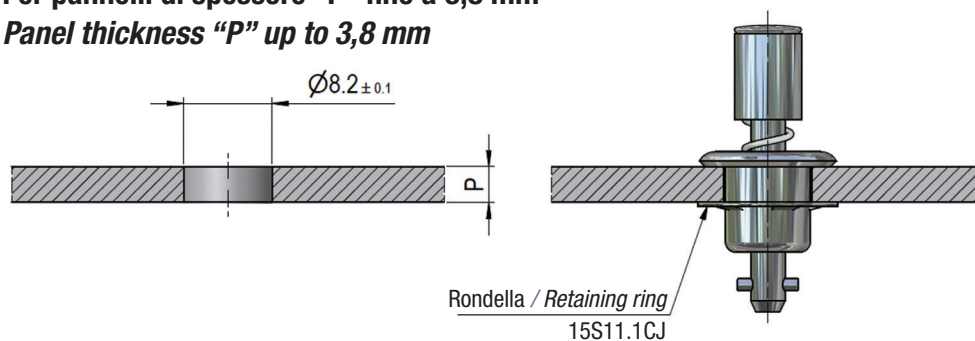


Retaining ring

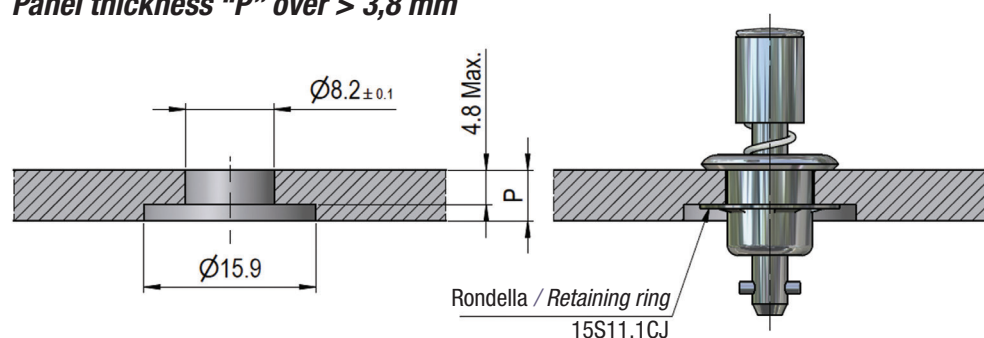


Stelo / Stud

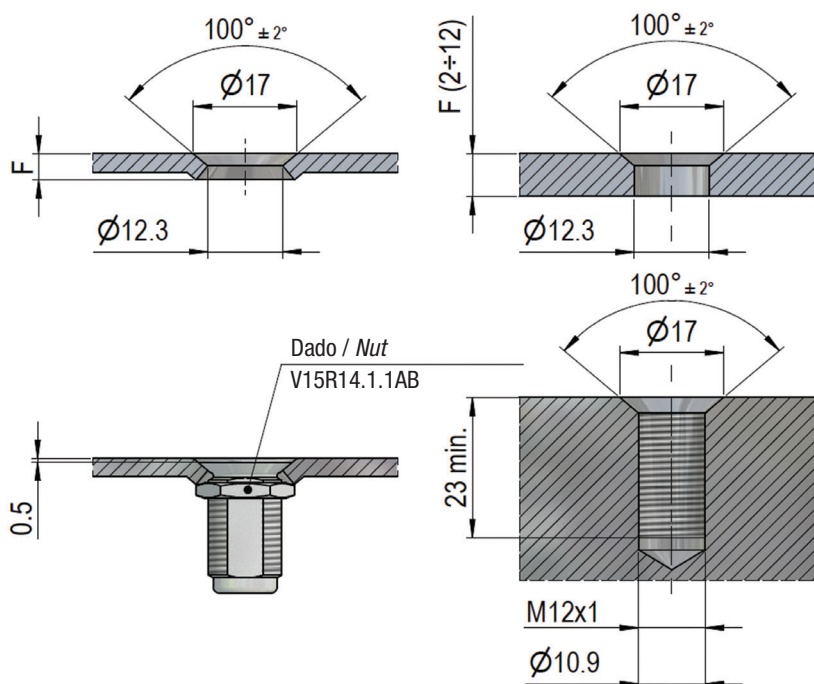
Per pannelli di spessore "P" fino a 3,8 mm
Panel thickness "P" up to 3,8 mm



Per pannelli di spessore "P" > 3,8 mm
Panel thickness "P" over > 3,8 mm



Ricettacolo / Receptacle



Caratteristiche principali / Main features

Apertura con rotazione di 1/4 di giro, chiusura con la semplice pressione
1/4 turn to open, push to close

Rondella di tenuta in gomma con funzione di ritegno e di componente elastica
Rubber retaining ring as spring component

Serie 2979

resistenza massima 700 N / Max. tensile strenght 700 N

Serie 1979

resistenza massima 2.500 N / Max. tensile strenght 2.500 N

Serie 0979

resistenza massima 8000 N / Max. tensile strenght 8.000 N

Modalità di selezione / Selection process

Selezionare il tipo di stelo, ricettacolo e rondella
Select stud assembly, receptacle and retaining ring

Calcolare lo spessore totale "G" da serrare
Determine total thickness "G"

Determinare la rondella di tenuta di misura più prossima al valore ottenuto, arrotondato per eccesso, dalla seguente formula $D \times 1,25$
Select retaining ring size closest to the value obtained from the following $D \times 1,25$

Determinare il "Numero stelo N" dalla tabella in calce in base allo spessore "G"
Select "Stud number N" from the table below accordingly to "G" thickness

Sostituire all'asterisco presente nel codice articolo il "Numero stelo N" ottenuto
Insert "Stud number N" into stud part number *

Esempi di applicazione e calcolo dello spessore "G" Application example and selection of "G" value

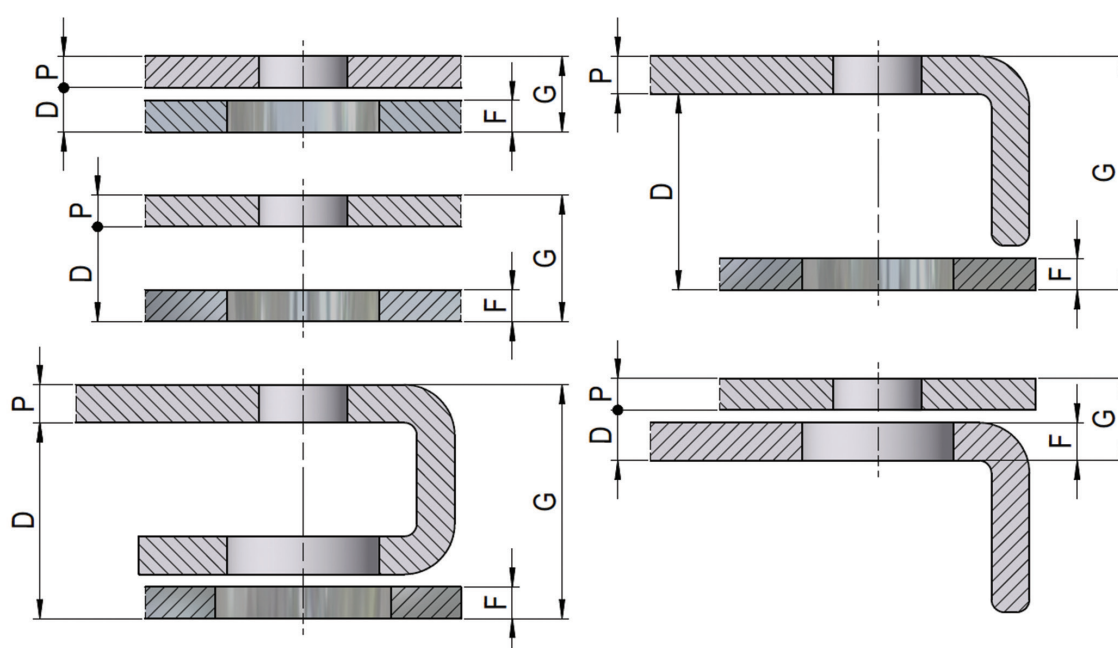
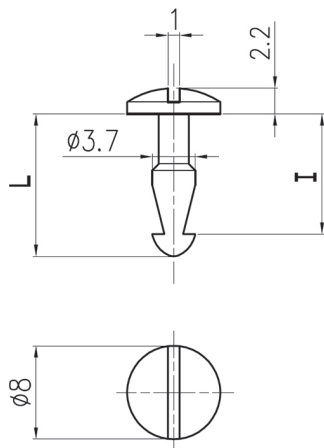
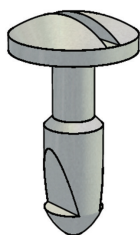


Tabella di selezione "Numero stelo N" / "Stud number N" selection table

Serie 2979				Serie 1979				Serie 0979			
G max.	L	I	N stelo Stud N	G max.	L	I	N stelo Stud N	G max.	L	I	N stelo Stud N
3,00	11,20	9,30	02	3,70	16,60	14,40	03	5,00	22,20	18,40	04
3,50	11,70	9,80	02.5	4,70	17,60	15,40	04	7,00	24,20	20,40	06
4,00	12,20	10,30	03	5,70	18,60	16,40	05	9,00	26,20	22,40	08
4,40	12,60	10,70	03.5	6,90	19,80	17,60	06	11,00	28,10	24,30	10
4,80	13,00	11,10	04	7,70	20,60	18,40	07	13,00	30,10	26,30	12
5,70	13,90	12,00	05	8,90	21,80	19,60	08	15,20	32,40	28,60	14
6,80	15,00	13,10	06	9,70	22,60	20,40	09	17,00	34,10	30,30	16
7,80	16,00	14,10	07	10,70	23,60	21,40	10	18,80	36,00	32,20	18
9,00	17,20	15,30	08	11,70	24,60	22,40	11	21,00	38,10	34,30	20
-	-	-	-	12,90	25,80	23,60	12	-	-	-	-
-	-	-	-	14,70	27,60	25,40	14	-	-	-	-
-	-	-	-	16,70	29,60	27,40	16	-	-	-	-
-	-	-	-	18,70	31,60	29,40	18	-	-	-	-
-	-	-	-	20,90	33,80	31,60	20	-	-	-	-
-	-	-	-	22,70	35,60	33,40	22	-	-	-	-

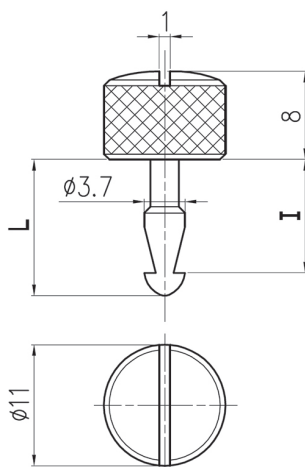
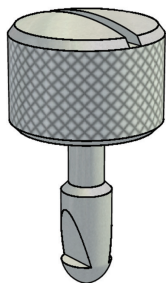
Serie 2979

Slotted recess



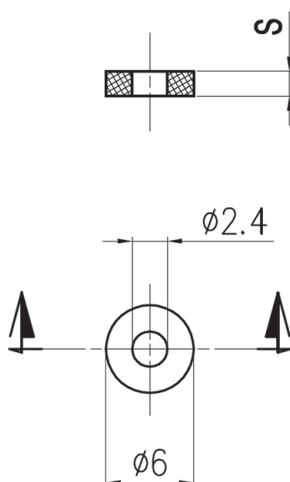
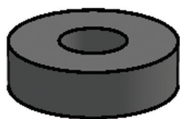
* - Numero stelo come da tabella a pag. 163
* - Stud number as for table a page 163

Knurled knob



* - Numero stelo come da tabella a pag. 163
* - Stud number as for table a page 163

Retaining ring



Taglio di cacciavite

Codice articolo / Part Number

ST.2979.08*

Acciaio nichelato
Steel nickel plated

ST.2979.08*.AZ

Acciaio zincato iridescente esente Cr6
Steel white zinc plated Cr6 free

Pomello zigrinato

Codice articolo / Part Number

SK.2979.08*

Acciaio nichelato
Steel nickel plated

SK.2979.08*.AZ

Acciaio zincato iridescente esente Cr6
Steel white zinc plated Cr6 free

Rondella di tenuta

Codice articolo / Part Number

GG.2979.0812

Neoprene S=1,2 mm

GG.2979.0817

NBR 70' Sh S=1,7 mm

GG.2979.0825

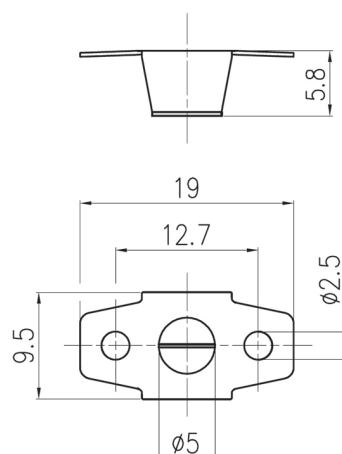
NBR 70' Sh S=2,5 mm

A rivettare


Codice articolo / Part Number

RR.2979.0800

Acciaio zincato iridescente esente Cr6
Steel white zinc plated Cr6 free



Rivet mounting



Snap-in

Codice articolo / Part Number

RR.2979.0811X

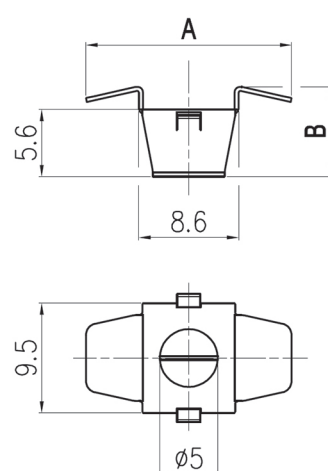
Acciaio xylan nero
Steel black xylan

RR.2979.0812X

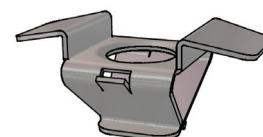
Acciaio xylan nero
Steel black xylan

RR.2979.0813X

Acciaio xylan nero
Steel black xylan



Snap-in



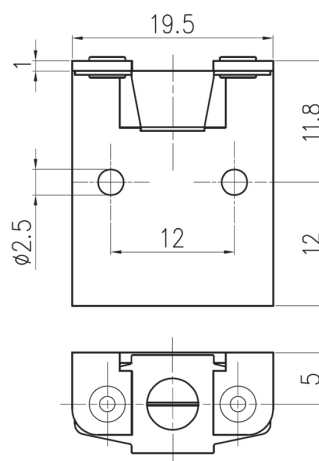
Codice Part numb.	A	B	F
..11	34,2	14,4	0,5 - 1,0
..12	32,8	15,3	1,0 - 1,7
..13	30,2	16,6	1,7 - 2,4

Su squadretta

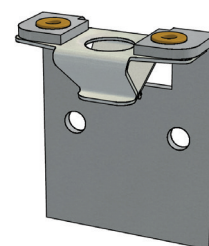
Codice articolo / Part Number

RR.2979.0810

Acciaio zincato iridescente esente Cr6
Steel white zinc plated Cr6 free

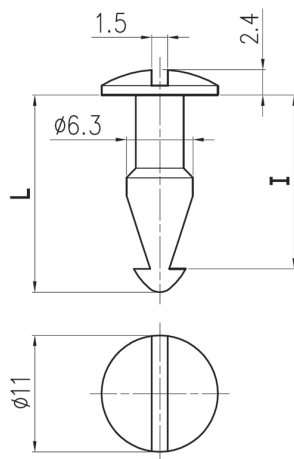
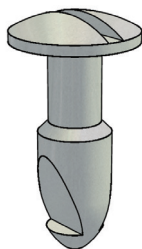


Side mounting



Serie 1979

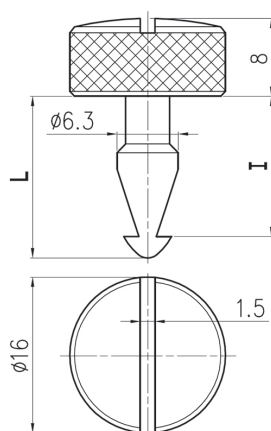
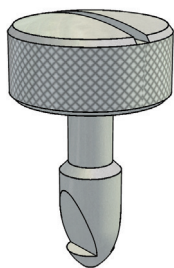
Slotted recess



* - Numero stelo come da tabella a pag. 163

* - Stud number as for table a page 163

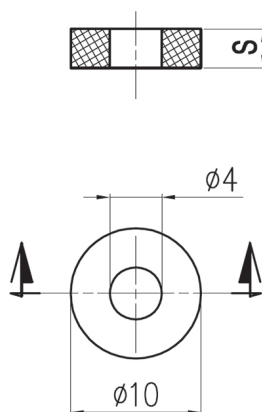
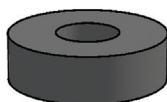
Knurled knob



* - Numero stelo come da tabella a pag. 163

* - Stud number as for table a page 163

Retaining ring



Taglio di cacciavite

Codice articolo / Part Number

ST.1979.11*

Acciaio nichelato
Steel nickel plated

ST.1979.11*.AZ

Acciaio zincato iridescente esente Cr6
Steel white zinc plated Cr6 free

Pomello zigrinato

Codice articolo / Part Number

SK.1979.11*

Acciaio nichelato
Steel nickel plated

SK.1979.11*.AZ

Acciaio zincato iridescente esente Cr6
Steel white zinc plated Cr6 free

Rondella di tenuta

Codice articolo / Part Number

GG.1979.1115

Neoprene S=1,5 mm

GG.1979.1120

NBR 70' Sh S=2,0 mm

GG.1979.1125

NBR 70' Sh S=2,5 mm

GG.1979.1130

NBR 70' Sh S=3,0 mm

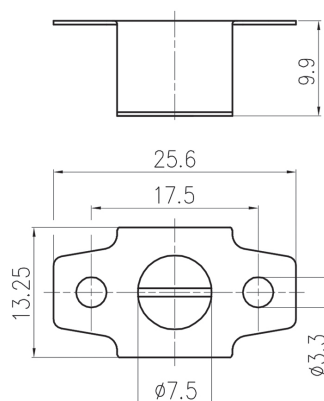
A rivettare

Codice articolo / Part Number

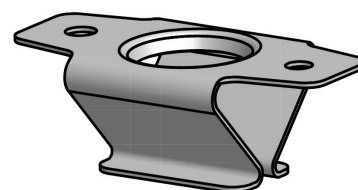
RR.1979.1105X

Acciaio xylan nero

Steel black xylan



Rivet mounting



Snap-in

Codice articolo / Part Number

RR.1979.1150

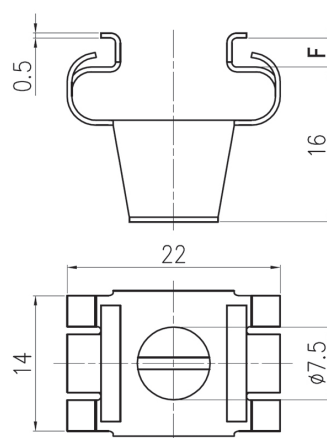
F = 1,0 - 2,1

Acciaio zincato iridescente esente Cr6

Steel white zinc plated Cr6 free

In combinazione con questo ricettacolo incrementare di 7mm lo spessore totale "G" e determinare il numero di lunghezza stelo adeguato

In conjunction with this receptacle increase of 7 mm total thickness "G" e determine relevant "stud number"



Snap-in



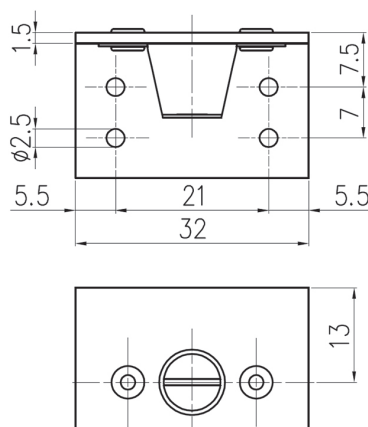
Su squadretta

Codice articolo / Part Number

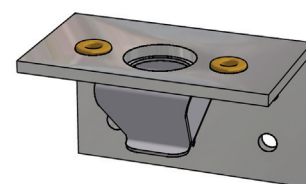
RR.1979.1155

Acciaio zincato iridescente esente Cr6

Steel white zinc plated Cr6 free




Side mounting

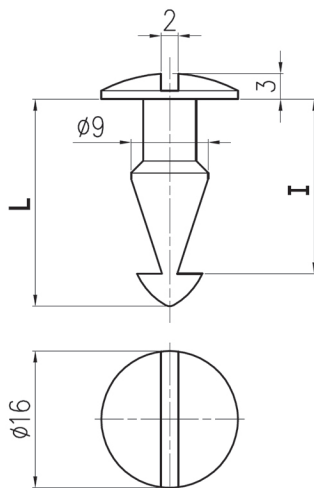


Serie 0979

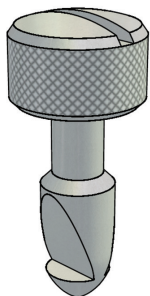
Slotted recess



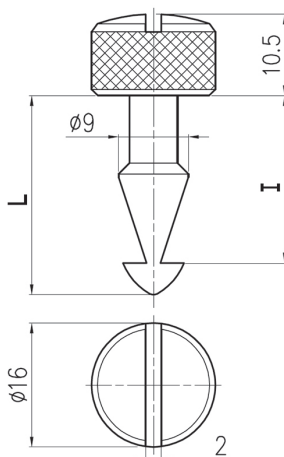
- * - Numero stelo come da tabella a pag. 163
- * - Stud number as for table a page 163



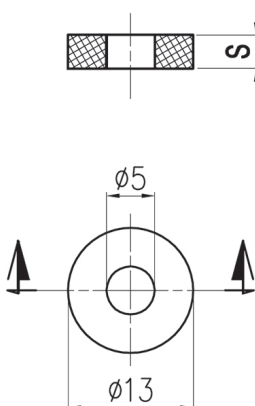
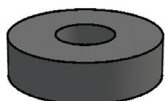
Knurled knob



- * - Numero stelo come da tabella a pag. 163
- * - Stud number as for table a page 163



Retaining ring



Taglio di cacciavite

Codice articolo / Part Number

ST.0979.16*

Acciaio nichelato
Steel nickel plated

ST.0979.16*.AZ

Acciaio zincato iridescente esente Cr6
Steel white zinc plated Cr6 free

Pomello zigrinato

Codice articolo / Part Number

SK.0979.16*

Acciaio nichelato
Steel nickel plated

SK.0979.16*.AZ

Acciaio zincato iridescente esente Cr6
Steel white zinc plated Cr6 free

Rondella di tenuta

Codice articolo / Part Number

GG.0979.1615

Neoprene S=1,5 mm

GG.0979.1620

Neoprene S=2,0 mm

GG.0979.1625

Neoprene S=2,5 mm

GG.0979.1630

Neoprene S = 3,0 mm

GG.0979.1640

Neoprene S = 4,0 mm

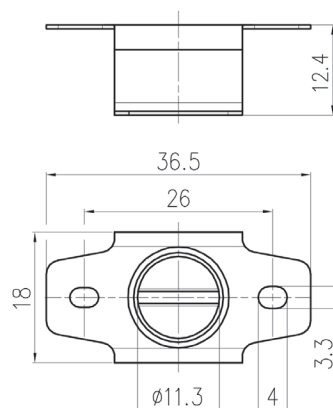
A rivettare

Codice articolo / Part Number

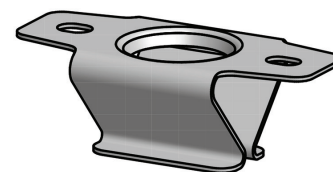
RR.0979.1600X

Acciaio xylan nero

Steel black xylan



Rivet mounting



Snap-in

Codice articolo / Part Number

RR.0979.1611X

Acciaio xylan nero

Steel black xylan

RR.0979.1612X

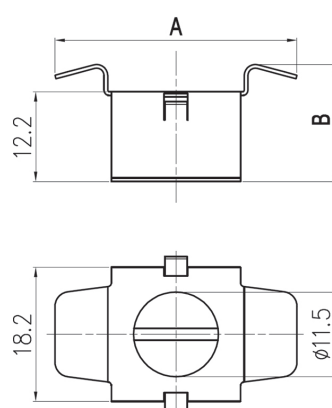
Acciaio xylan nero

Steel black xylan

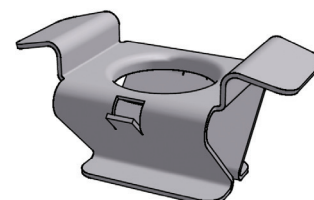
RR.0979.1613X

Acciaio xylan nero

Steel black xylan



Snap-in



Codice Part numb.	A	B	F
..11	18,1	6,8	0,5 - 1,0
..12	17,1	7,2	1,0 - 1,7
..13	15,8	8,0	1,7 - 2,4

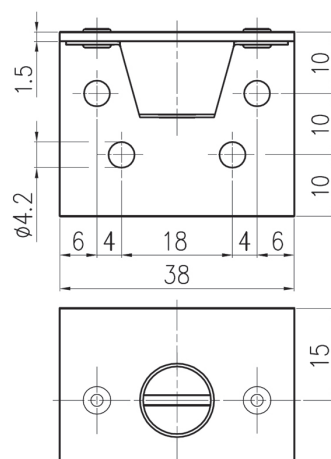
Su squadretta

Codice articolo / Part Number

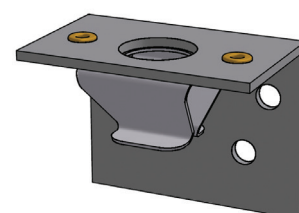
RR.0979.1620

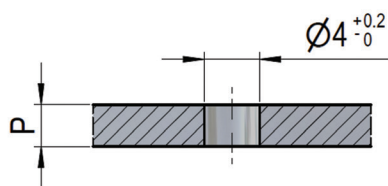
Acciaio zincato iridescente esente Cr6

Steel white zinc plated Cr6 free

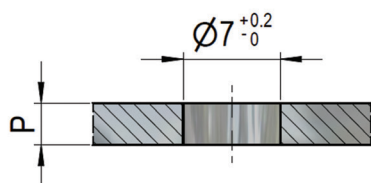


Side mounting

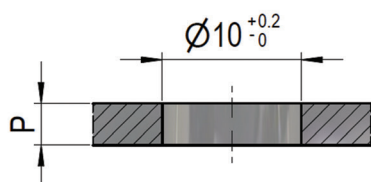




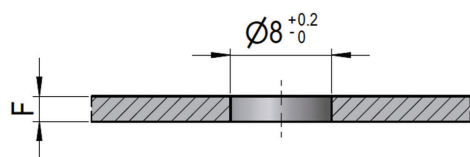
SERIE 2979



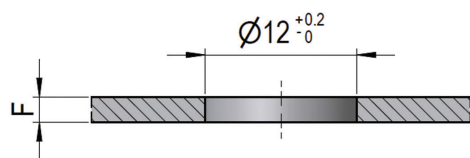
SERIE 1979



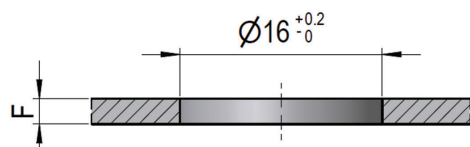
SERIE 0979



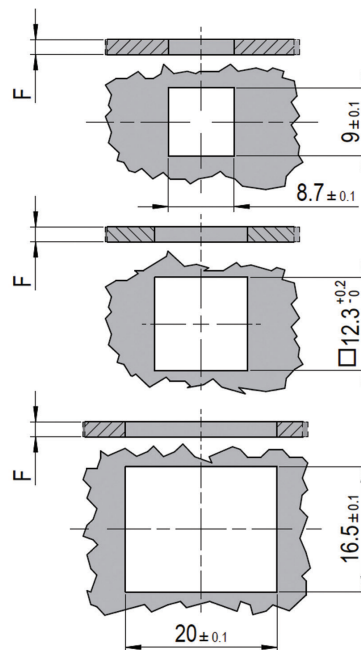
SERIE 2979



SERIE 1979



SERIE 0979



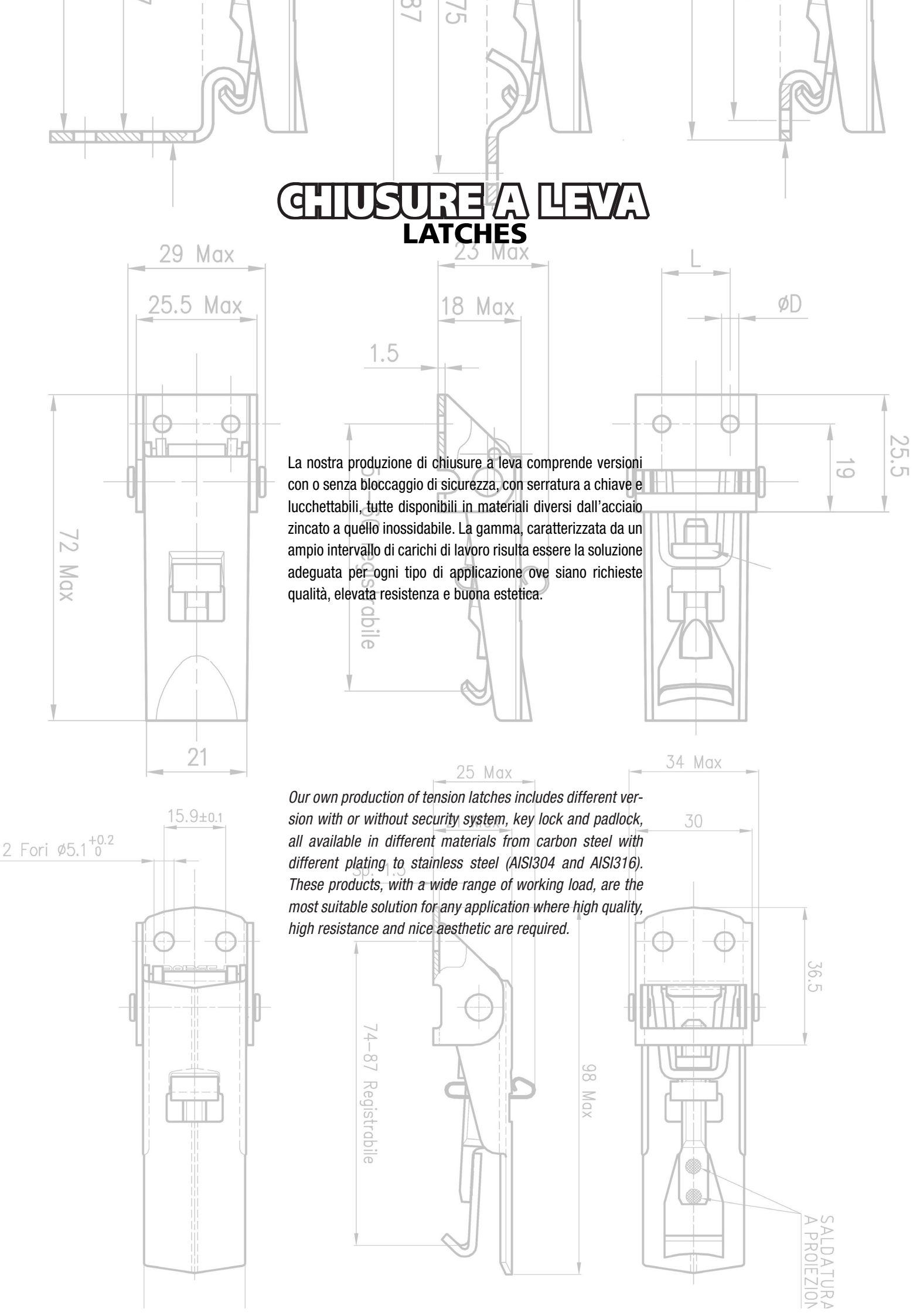


CHIUSURE A LEVA

LATCHES



CHIUSURE A LEVA LATCHES



Indice / Index

pag. 178

D001

Chiusura a leva standard / *Latch*

pag. 178

D002

Chiusura a leva lucchettabile / *Latch with hasp for padlock*

pag. 179

D003

Chiusura a leva con sicura / *Latch with security system*

pag. 179

D004

Chiusura a leva standard / *Latch*

pag. 180

D005

Chiusura a leva lucchettabile / *Latch with hasp for padlock*

pag. 180

D006

Chiusura a leva standard / *Latch*

pag. 181

D007

Chiusura a leva standard / *Latch*

pag. 181

D008

Chiusura a leva lucchettabile / *Latch with hasp for padlock*

pag. 182

D009

Chiusura a leva con sicura / *Latch with security system*

pag. 182

D010

Chiusura a leva standard / *Latch*

pag. 183

D011

Chiusura a leva lucchettabile / *Latch with hasp for padlock*

pag. 183

D012

Chiusura a leva regolabile / *Adjustable latch*

pag. 184

D013

Chiusura a leva reg. con sicura / *Adj. latch with sec.system*

pag. 184

D014

Chiusura a leva standard / *Latch*

pag. 185

D015

Chiusura a leva standard / *Latch*

pag. 185

D016

Chiusura a leva standard / *Latch*

pag. 186

D017

Chiusura a leva lucchettabile / *Latch with hasp for padlock*

pag. 186

D018

Chiusura a leva standard / *Latch*

pag. 187

D019

Chiusura a leva standard / *Latch*

pag. 187

D020

Chiusura a leva lucchettabile / *Latch with hasp for padlock*

pag. 188

D021

Chiusura a leva standard / *Latch*

pag. 188

D022

Chiusura a leva standard / *Latch*

pag. 189

D023

Chiusura a leva regolabile / *Adjustable latch*

pag. 189

D024

Chiusura a leva reg. lucchettabile / *Adj. latch with hasp for padlock*

pag. 190

D025

Chiusura a leva standard / *Latch*

pag. 190

D026

Chiusura a leva regolabile / *Adjustable latch*

pag. 191

D027

Chiusura a leva regolabile / *Latch*

pag. 191

D028

Chiusura a leva standard / *Latch*

pag. 192

D029

Chiusura a leva regolabile / *Adjustable latch*

pag. 192

D030

Chiusura a leva reg. lucchettabile / *Adj. latch with hasp for padlock*

pag. 193

D031

Chiusura a leva con trazione precompensata / *Pre-loaded latch*

pag. 193

D032

Chiusura a leva standard / *Latch*

pag. 194

D033

Chiusura a leva con trazione precompensata / *Pre-loaded latch*

pag. 194

D034

Chiusura a leva standard / *Latch*

pag. 195

D035

Chiusura a leva regolabile / *Adjustable latch*

pag. 195

D036

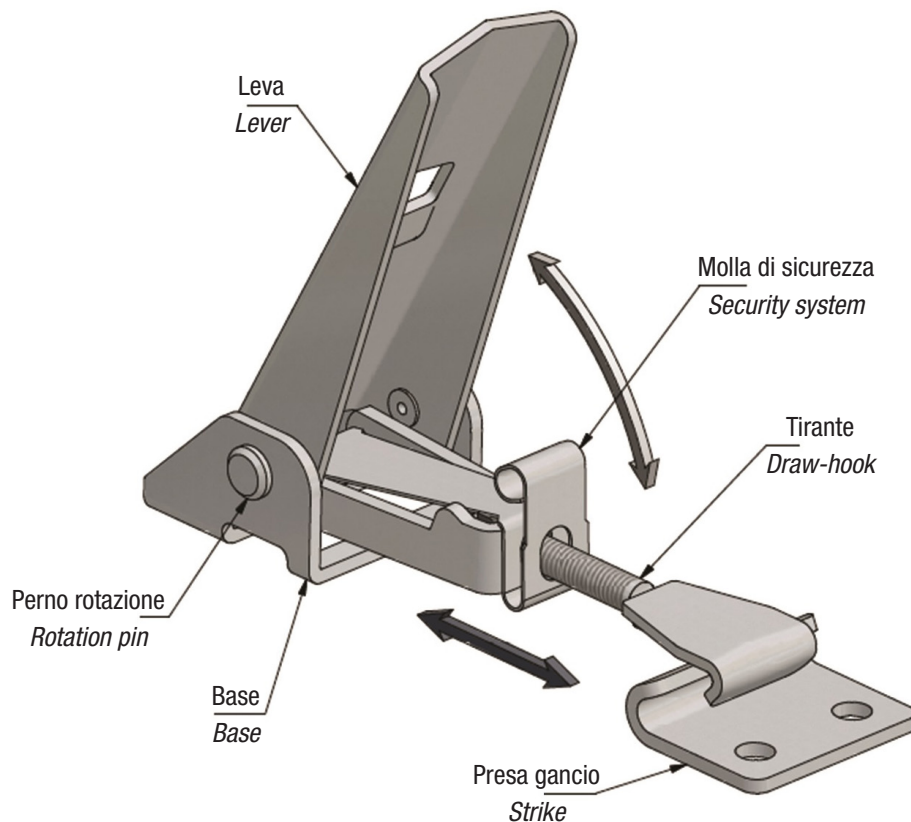
Chiusura a leva standard / *Latch*

pag. 196	pag. 205
D037 Chiusura a leva standard / <i>Latch</i>	D061 Chiusura a leva regolabile / <i>Adjustable latch</i>
pag. 196	pag. 205
D038 Chiusura a leva con sicura / <i>Latch with security system</i>	D062 Chiusura a leva reg. lucchettabile / <i>Adj. latch hasp for padlock</i>
pag. 197	pag. 206
D039 Chiusura a leva standard / <i>Latch</i>	D063 Chiusura a leva reg. con sicura / <i>Adj. latch with security system</i>
pag. 197	pag. 206
D040 Chiusura a leva con sicura / <i>Latch with security system</i>	D064 Chiusura a leva regolabile / <i>Adjustable latch</i>
pag. 198	pag. 207
D041 Chiusura a leva standard / <i>Latch</i>	D065 Chiusura a leva reg. lucchettabile / <i>Adj. latch hasp for padlock</i>
pag. 198	pag. 207
D042 Chiusura a leva con sicura / <i>Latch with security system</i>	D066 Chiusura a leva reg. con sicura / <i>Adj. latch with security system</i>
pag. 199	pag. 208
D043 Chiusura a leva standard / <i>Latch</i>	D067 Chiusura a leva regolabile / <i>Adjustable latch</i>
pag. 199	pag. 208
D044 Chiusura a leva con sicura / <i>Latch with security system</i>	D068 Chiusura a leva reg. lucchettabile / <i>Adj. latch hasp for padlock</i>
pag. 200	pag. 209
D050 Chiusura a leva regolabile / <i>Adjustable latch</i>	D069 Chiusura a leva reg. lucchettabile / <i>Adjust. latch hasp for padlock</i>
pag. 200	pag. 209
D051 Chiusura a leva reg. lucchettabile / <i>Adj. latch hasp for padlock</i>	D070 Chiusura a leva / <i>Latch</i>
pag. 201	pag. 210
D052 Chiusura a leva reg. con sicura / <i>Adj. latch with security system</i>	D071 Chiusura a leva / <i>Latch</i>
pag. 201	pag. 210
D053 Chiusura a leva regolabile / <i>Adjustable latch</i>	D072 Chiusura a leva reg. lucchettabile / <i>Adjust. latch hasp for padlock</i>
pag. 202	pag. 211
D054 Chiusura a leva reg. lucchettabile / <i>Adj. latch hasp for padlock</i>	D073 Chiusura a leva / <i>Latch</i>
pag. 202	pag. 211
D055 Chiusura a leva reg. con sicura / <i>Adj. latch with security system</i>	D074 Chiusura a leva reg. lucchettabile / <i>Adj. latch hasp for padlock</i>
pag. 203	pag. 212
D057 Chiusura a leva reg. con serratura / <i>Adj. latch with lock</i>	D075 Chiusura a leva reg. lucchettabile / <i>Adj. latch hasp for padlock</i>
pag. 203	pag. 212
D058 Chiusura a leva regolabile / <i>Adjustable latch</i>	D076 Chiusura a leva regolabile / <i>Adjustable latch</i>
pag. 204	pag. 213
D059 Chiusura a leva reg. lucchettabile / <i>Adj. latch hasp for padlock</i>	D075 Chiusura a leva con/senza serratura / <i>Latch with/without lock</i>
pag. 204	
D060 Chiusura a leva reg. con sicura / <i>Adj. latch with security system</i>	

Le nostre chiusure a leva garantiscono all'utilizzatore una ampia gamma di scelta, permettendo di risolvere le più svariate problematiche di fissaggio.

Un a chiusura a leva è normalmente costituita dalla "base" (a saldare o rivettare), dalla "leva" (liscia, con dispositivo di sicurezza, lucchettabile, con serratura), dal "tirante" (regolabile, fisso, a molla) e dal "perno di rotazione" (perno sul quale ruota la leva). Il tirante, il cui terminale può avere differenti forme e dimensioni, si aggancia alla "presa gancio" o "riscontro" (a rivettare o saldare); in particolari applicazioni il punto di aggancio del tirante può essere ricavato direttamente nel componente che deve essere bloccato, eliminando così la necessità della presa gancio.

La forza di serraggio da applicarsi alla leva per chiudere la chiusura a leva è regolabile, anche dopo l'installazione, tramite la registrazione del tirante filettato (per le versioni con questo tipo di tirante); per le versioni senza tirante regolabile invece è necessario prestare particolare cura nell'installazione per ottenere un corretto funzionamento, in quanto la forza applicabile varia in funzione del posizionamento (interasse) dell'agganciatore e della relativa presa gancio.



Tension latches are ideal for securing machine and equipment parts that must be opened or removed frequently. Many can be easily modified to suit special requirements, thereby eliminating the need for custom design.

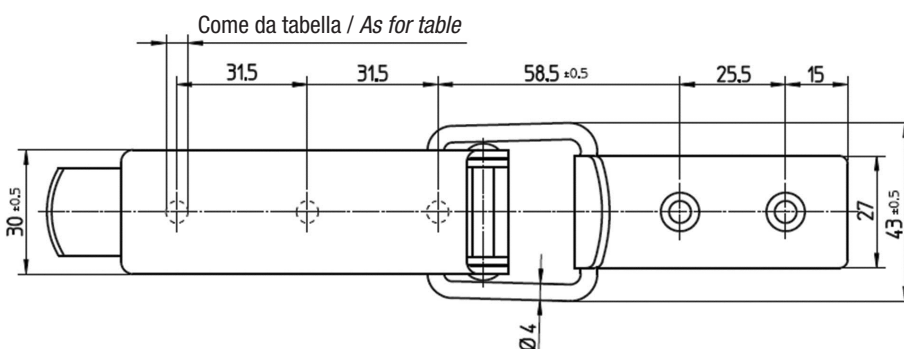
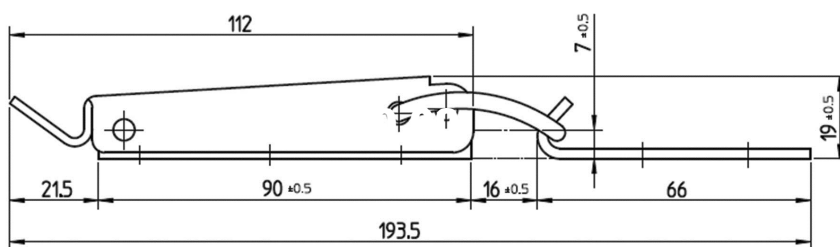
A tension latch is normally made by a "base" (rivet or weld mounting), "lever" (standard, with secondary lock, with hasp to be used with padlock, with key-lock), a "drawhook" (adjustable-threaded-, fixed, spring-loaded) and a "pivoting pin". The drawhook, available in different sizes and shapes, engages with a "strike" (rivet or weld mounting); for some specific applications the tension latch can be engaged directly with the mating joint member, so no strike is needed.

The load needed to close the tension latch can be adjusted once installed by the threaded drawhook (only adjustable versions). In case of fixed drawhook attention must be paid during the installation since the load to apply differs accordingly to the position of the latch itself and the strike.

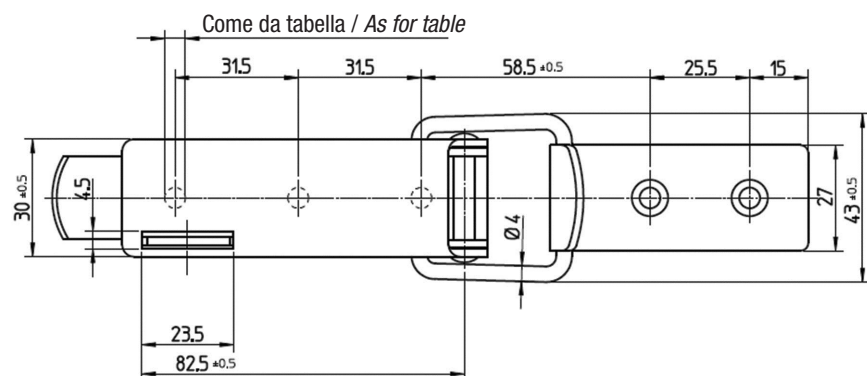
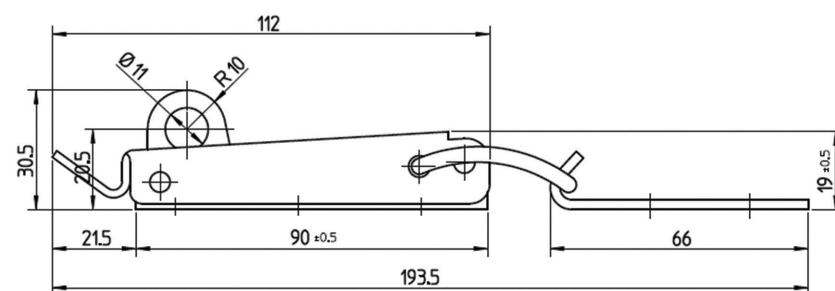
Regolabile Adjustable	Carico Max. N Maximum load N	Standard Standard	Lucchettabile Hasp for padlock	Con sicura Security sytem	Con precarico Pre-loaded	Con serratura With lock
	2000	D001	D002	D003		
	1500	D004	D005			
	400	D006				
	550	D007	D008	D009		
	550	D010	D011			
	1100	D012		D013		
	1500	D014				
	1500	D015				
	1000	D016	D017			
	300	D018				
	500	D019				
	2000		D020			
	1500	D021				
	400	D022				
•	1500	D023	D024			
	750	D025				
•	1250	D026				
	1500	D027				
	1500	D028				
•	2000	D029	D030			
	500				D031	
	500	D032				
	150				D033	
	150	D034				
•	750	D035				
		D036				
	300	D037		D038		
	300	D039		D040		
	300	D041		D042		
		D043		D044		
•	2700	D050	D051	D052		
•	4200	D053	D054	D055		D057
•		D058	D059	D060		
•	4200	D061	D062	D063		
•	1000	D064	D065	D066		
•	1000	D067	D068	D069		
		D070				
		D071				
•			D072			
		D073				
•			D074			
•			D075			
•		D076				
		D077				D077

D001**Chiusura a leva standard**
*Latch***Materiale e finitura**
*Material and finishing***Codice materiale**
Material code

Acciaio grezzo <i>Steel blank</i>	00
Acciaio nichelato <i>Steel nickel plated</i>	01
Acciaio zincato bianco <i>Steel white zinc plated</i>	04
Acciaio inox <i>Stainless steel</i>	32

Carico massimo / *Max. working load***2000 N****Chiusura a leva**
*Latch***Riscontro**
*Strike***Ø fori**
*Ø holes***D001-01.******D999-01.******5,3**Sostituire ** nel codice articolo con il codice materiale
*Replace ** in the part number with material code***D002****Chiusura a leva lucchettabile**
*Latch with hasp for padlock***Materiale e finitura**
*Material and finishing***Codice materiale**
Material code

Acciaio grezzo <i>Steel blank</i>	00
Acciaio nichelato <i>Steel nickel plated</i>	01
Acciaio zincato bianco <i>Steel white zinc plated</i>	04
Acciaio inox <i>Stainless steel</i>	32

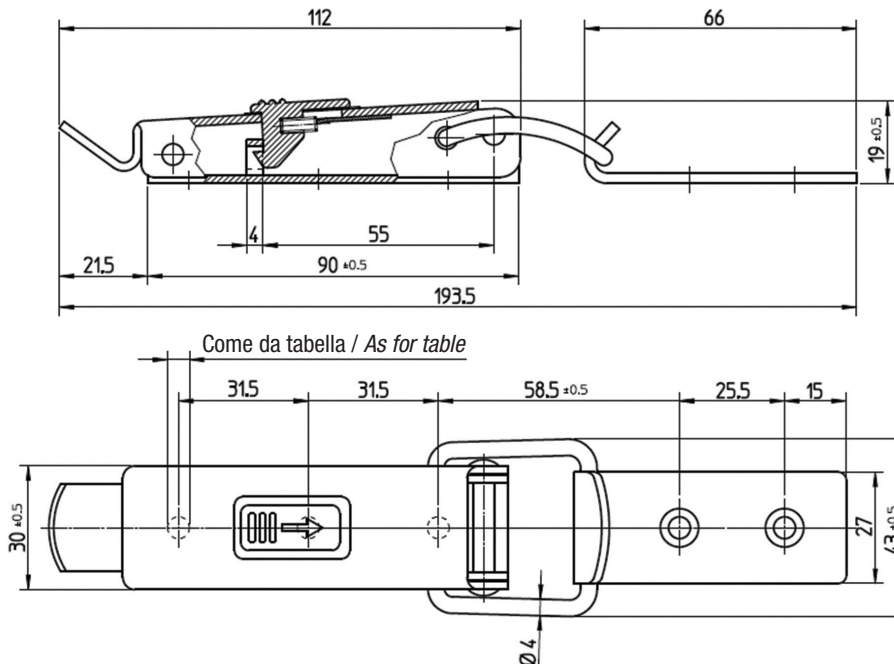
Carico massimo / *Max. working load***2000 N****Chiusura a leva**
*Latch***Riscontro**
*Strike***Ø fori**
*Ø holes***D002-01.******D999-01.******5,3**Sostituire ** nel codice articolo con il codice materiale
*Replace ** in the part number with material code*

Codice materiale
Material code

01

Materiale e finitura
Material and finishing

Acciaio nichelato
Steel nickel plated



Carico massimo / Max. working load

2000 N

Chiusura a leva
Latch

D003-01.**

Riscontro
Strike

D999-01.**

Ø fori
Ø holes

5,3

Sostituire ** nel codice articolo con il codice materiale
Replace ** in the part number with material code

Chiusura a leva standard
Latch

D004

Codice materiale
Material code

00

01

04

32

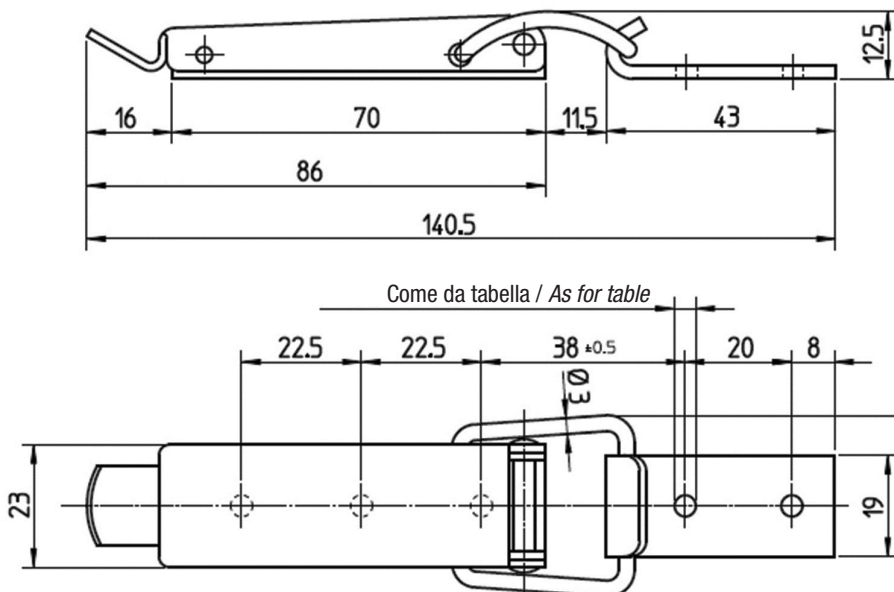
Materiale e finitura
Material and finishing

Acciaio grezzo
Steel blank

Acciaio nichelato
Steel nickel plated

Acciaio zincato bianco
Steel white zinc plated

Acciaio inox
Stainless steel



Carico massimo / Max. working load

1500 N

Chiusura a leva
Latch

D004-01.**

Riscontro
Strike

D999-02.**

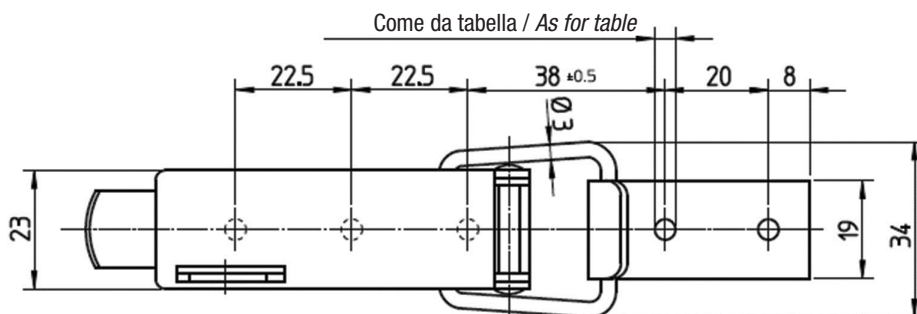
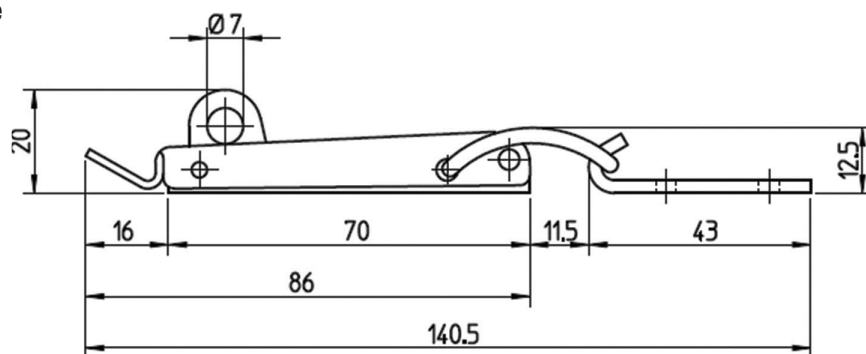
Ø fori
Ø holes

4,1

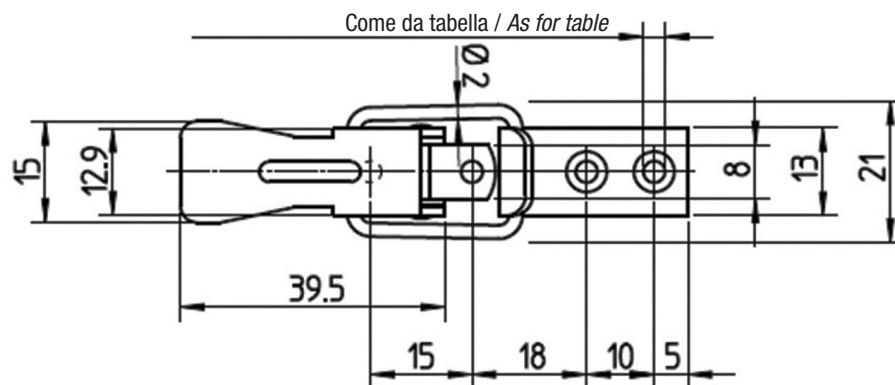
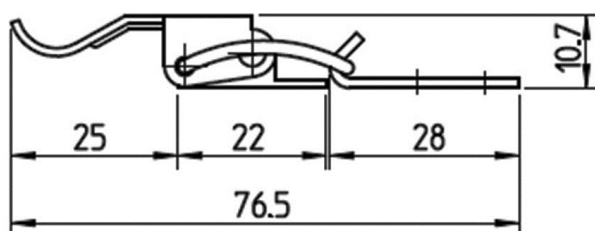
Sostituire ** nel codice articolo con il codice materiale
Replace ** in the part number with material code

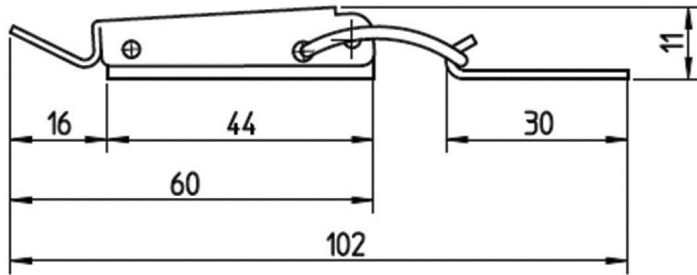
D005**Chiusura a leva lucchettabile**
*Latch with hasp for padlock***Materiale e finitura**
Material and finishing**Codice materiale**
Material code

Acciaio grezzo <i>Steel blank</i>	00
Acciaio nichelato <i>Steel nickel plated</i>	01
Acciaio zincato bianco <i>Steel white zinc plated</i>	04
Acciaio inox <i>Stainless steel</i>	32

Carico massimo / *Max. working load***1500 N****Chiusura a leva**
*Latch***Riscontro**
Strike **\varnothing fori**
 \varnothing holes**D005-01.******D999-02.******4,1**Sostituire ** nel codice articolo con il codice materiale
*Replace ** in the part number with material code***D006****Chiusura a leva standard**
*Latch***Materiale e finitura**
Material and finishing**Codice materiale**
Material code

Acciaio grezzo <i>Steel blank</i>	00
Acciaio nichelato <i>Steel nickel plated</i>	01
Acciaio zincato bianco <i>Steel white zinc plated</i>	04
Acciaio inox <i>Stainless steel</i>	32

Carico massimo / *Max. working load***400 N****Chiusura a leva**
*Latch***Riscontro**
Strike **\varnothing fori**
 \varnothing holes**D006-01.******D999-03.******3,2**Sostituire ** nel codice articolo con il codice materiale
*Replace ** in the part number with material code*

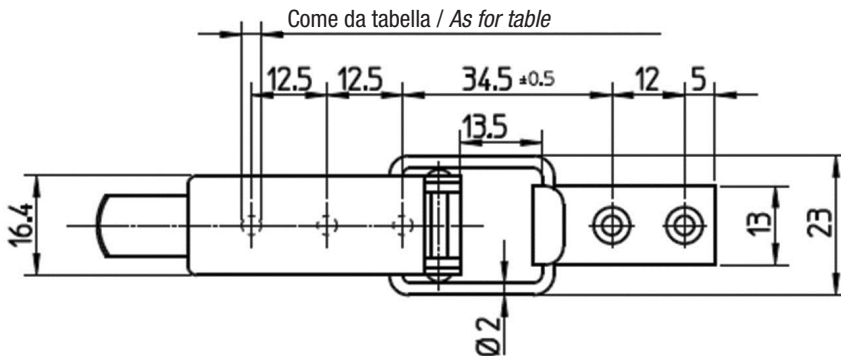


Codice materiale
Material code

Materiale e finitura
Material and finishing

00	Acciaio grezzo Steel blank
01	Acciaio nichelato Steel nickel plated
04	Acciaio zincato bianco Steel white zinc plated
32	Acciaio inox Stainless steel

Carico massimo / Max. working load
550 N



Chiusura a leva
Latch

Riscontro
Strike

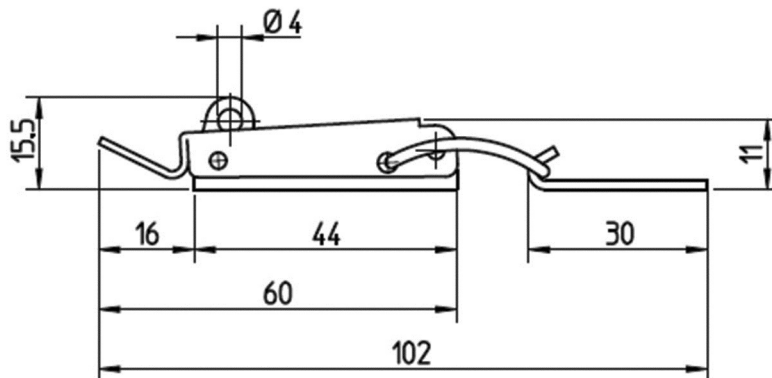
Ø fori
Ø holes

D007-01.**

D999-04.**

3,2

Sostituire ** nel codice articolo con il codice materiale
Replace ** in the part number with material code

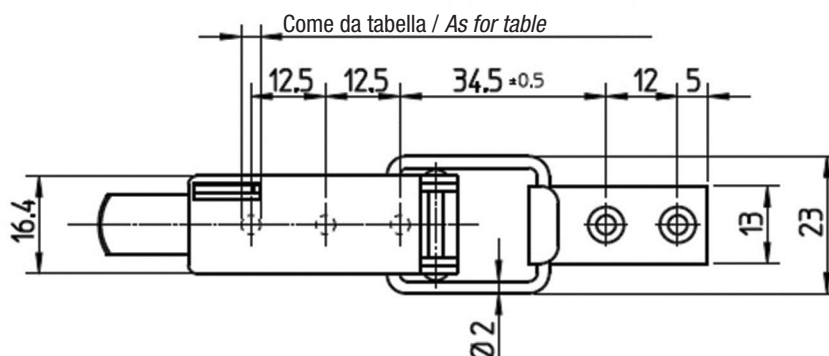


Codice materiale
Material code

Materiale e finitura
Material and finishing

00	Acciaio grezzo Steel blank
01	Acciaio nichelato Steel nickel plated
04	Acciaio zincato bianco Steel white zinc plated
32	Acciaio inox Stainless steel

Carico massimo / Max. working load
550 N



Chiusura a leva
Latch

Riscontro
Strike

Ø fori
Ø holes

D008-01.**

D999-04.**

3,2

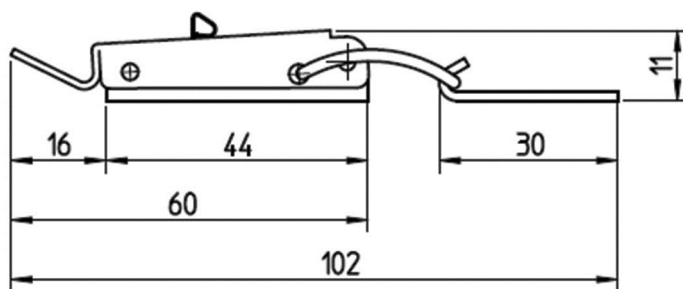
Sostituire ** nel codice articolo con il codice materiale
Replace ** in the part number with material code

D009**Chiusura a leva con sicura**
*Latch with security system***Materiale e finitura**
Material and finishing

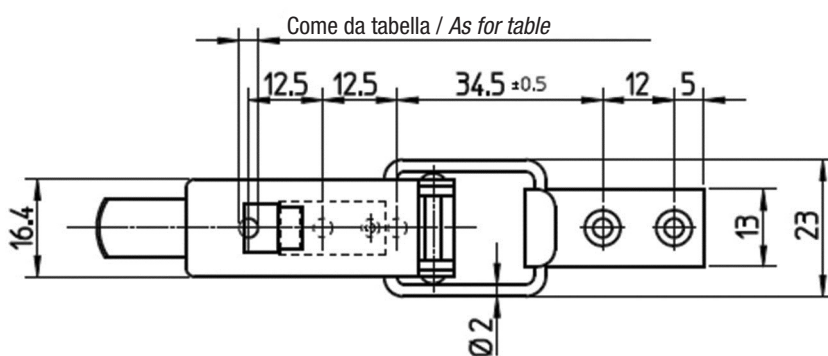
Acciaio zincato bianco
Steel white zinc plated
Acciaio inox
Stainless steel

Codice materiale
Material code

04
32



Carico massimo / Max. working load

550 N

Chiusura a leva Latch	Riscontro Strike	Ø fori Ø holes
D009-01.**	D999-04.**	3,2

Sostituire ** nel codice articolo con il codice materiale
Replace ** in the part number with material code

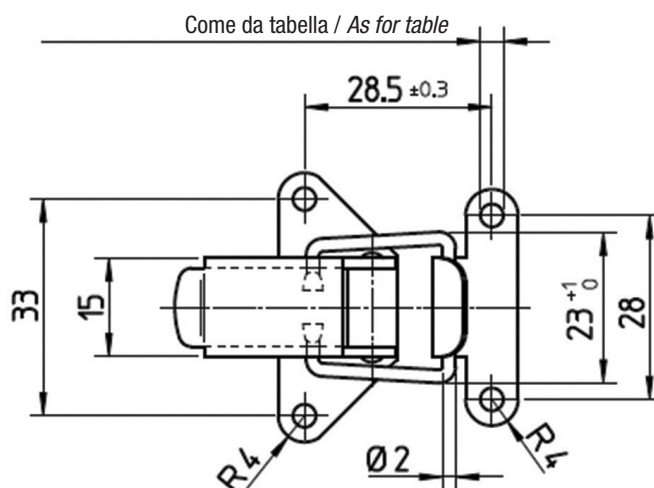
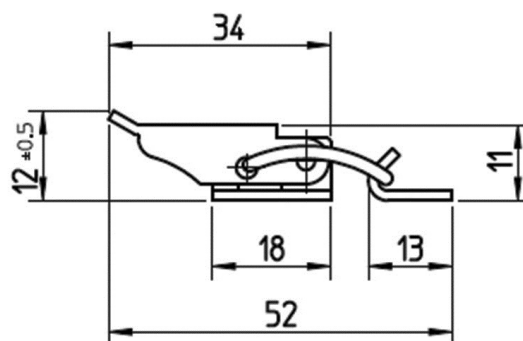
D010**Chiusura a leva standard**
*Latch***Materiale e finitura**
Material and finishing

Acciaio grezzo
Steel blank
Acciaio nichelato
Steel nickel plated
Acciaio zincato bianco
Steel white zinc plated
Acciaio inox
Stainless steel

Codice materiale
Material code

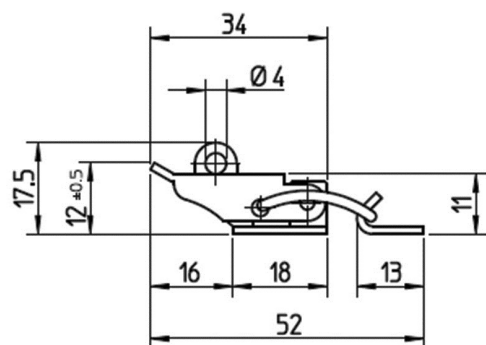
00
01
04
32

Carico massimo / Max. working load

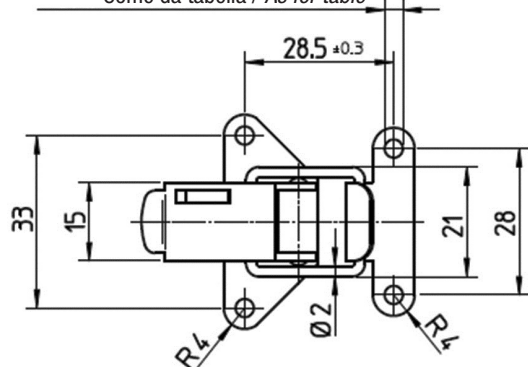
550 N

Chiusura a leva Latch	Riscontro Strike	Ø fori Ø holes
D010-01.**	D999-05.**	3,5

Sostituire ** nel codice articolo con il codice materiale
Replace ** in the part number with material code



Come da tabella / As for table



Codice materiale
Material code

Materiale e finitura
Material and finishing

00	Acciaio grezzo Steel blank
01	Acciaio nichelato Steel nickel plated
04	Acciaio zincato bianco Steel white zinc plated
32	Acciaio inox Stainless steel

Carico massimo / Max. working load

550 N

Chiusura a leva
Latch

Riscontro
Strike

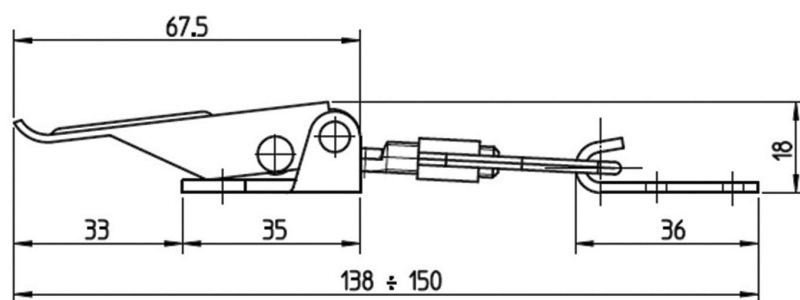
Ø fori
Ø holes

D011-01.**

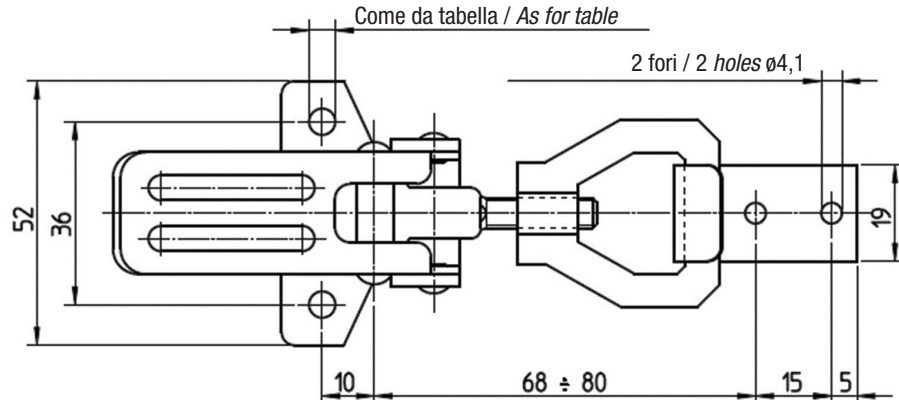
D999-05.**

3,2

Sostituire ** nel codice articolo con il codice materiale
Replace ** in the part number with material code



Come da tabella / As for table



Codice materiale
Material code

Materiale e finitura
Material and finishing

00	Acciaio grezzo Steel blank
01	Acciaio nichelato Steel nickel plated
04	Acciaio zincato bianco Steel white zinc plated
32	Acciaio inox Stainless steel

Carico massimo / Max. working load

1100 N

Chiusura a leva
Latch

Riscontro
Strike

Ø fori
Ø holes

D012-01.**

D999-06.**

5,2

Sostituire * nel codice articolo con il codice materiale
Replace * in the part number with material code

D013

Chiusura a leva regolabile con sicura Adjustable latch with security system

Materiale e finitura Material and finishing

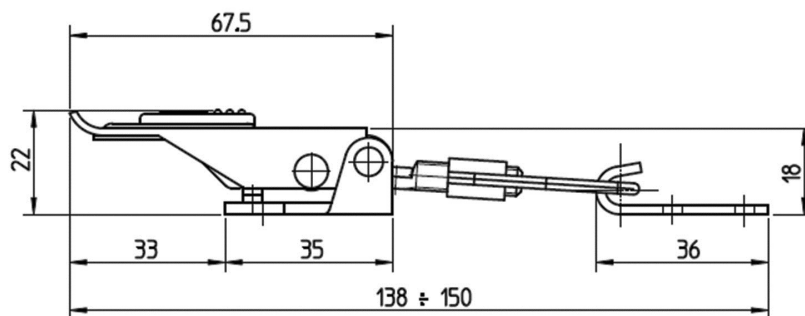
Acciaio nichelato
Steel nickel plated

Acciaio inox
Stainless steel

Codice materiale Material code

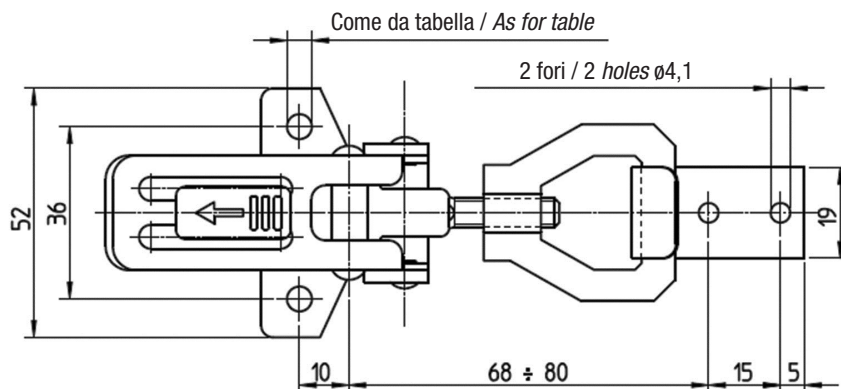
01

32



Carico massimo / Max. working load

1100 N



Chiusura a leva Latch

D013-01.**

Riscontro Strike

D999-06.**

Ø fori Ø holes

5,2

Sostituire ** nel codice articolo con il codice vmateriale
Replace ** in the part number with material code

D014

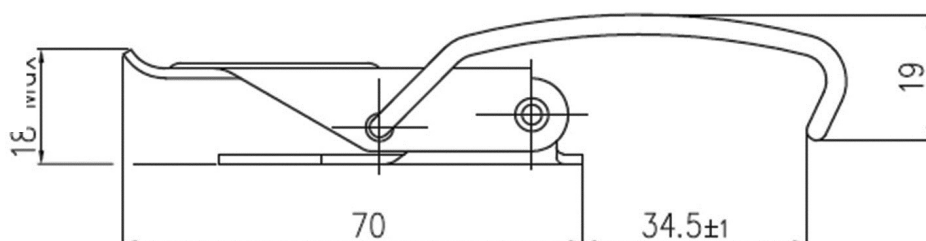
Chiusura a leva standard Latch

Materiale e finitura Material and finishing

Acciaio inox
Stainless steel

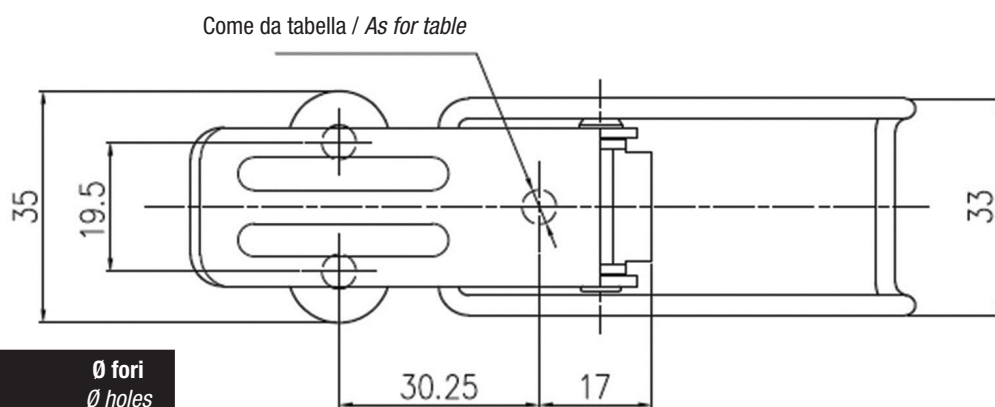
Codice materiale Material code

32



Carico massimo / Max. working load

1500 N



Chiusura a leva Latch

D014-01.**

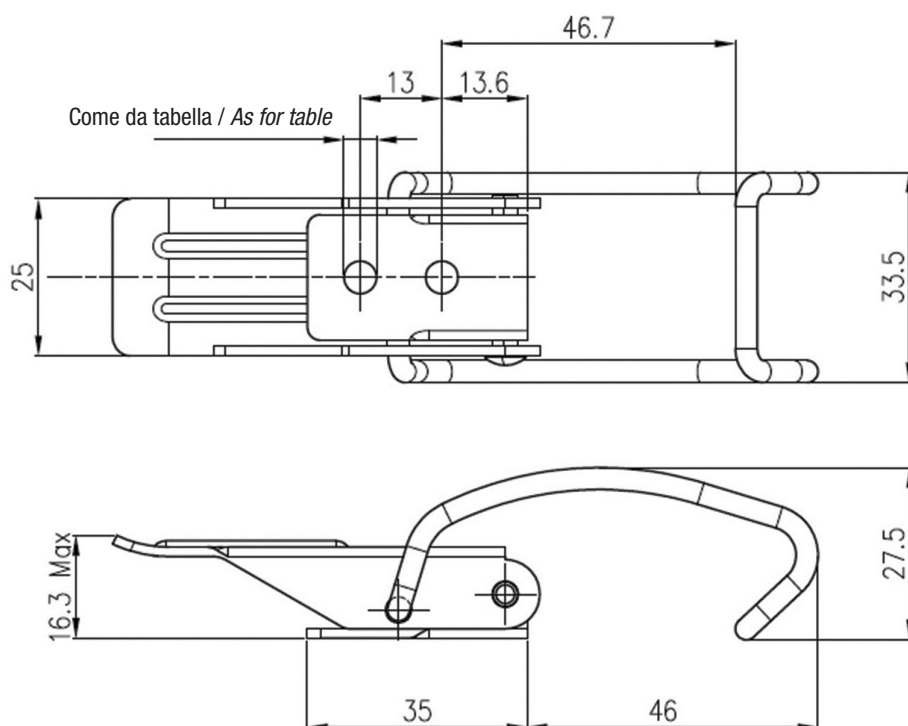
Riscontro Strike

-

Ø fori Ø holes

5,2

Sostituire ** nel codice articolo con il codice materiale
Replace ** in the part number with material code



Codice materiale
Material code

Materiale e finitura
Material and finishing

04	Acciaio zincato bianco Steel white zinc plated
09	Acciaio cataforesi nera Steel black powder coated

Carico massimo / Max. working load
1500 N

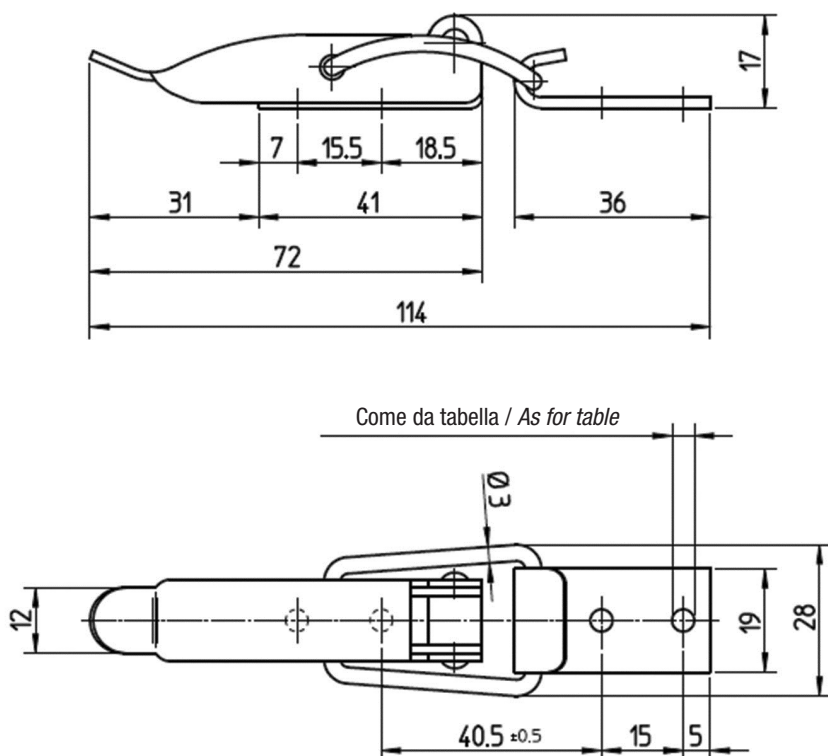
Chiusura a leva
Latch

Riscontro
Strike

Ø fori
Ø holes

D015-01. - 5,2**

Sostituire ** nel codice articolo con il codice materiale
Replace ** in the part number with material code



Codice materiale
Material code

Materiale e finitura
Material and finishing

00	Acciaio grezzo Steel blank
01	Acciaio nichelato Steel nickel plated
04	Acciaio zincato bianco Steel white zinc plated
32	Acciaio inox Stainless steel

Carico massimo / Max. working load
1000 N

Chiusura a leva
Latch

Riscontro
Strike

Ø fori
Ø holes

D016-01. D999-06.** 5,2**

Sostituire ** nel codice articolo con il codice materiale
Replace ** in the part number with material code

D017

Chiusura a leva lucchettabile Latch with hasp for padlock

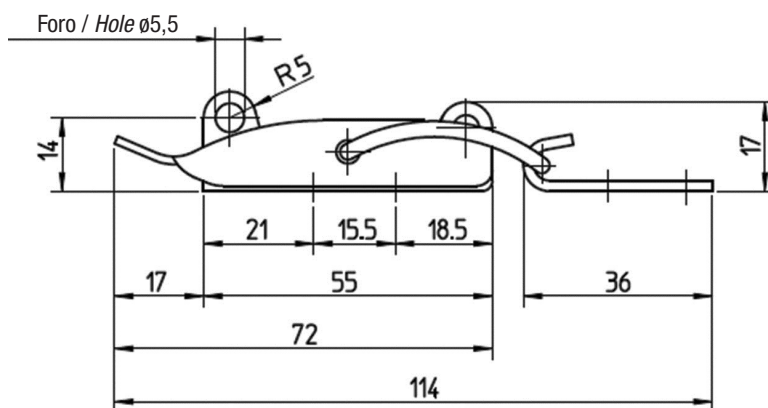
Materiale e finitura Material and finishing

Codice materiale Material code

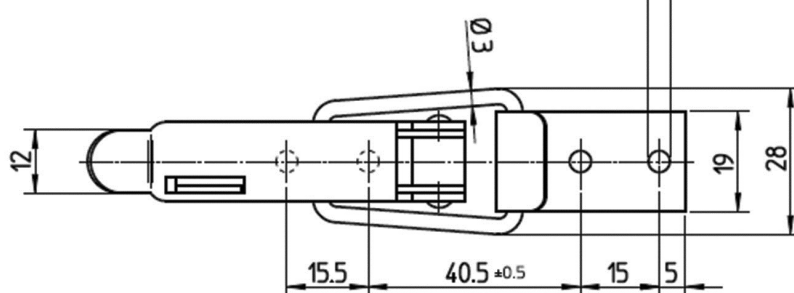
Acciaio grezzo Steel blank	00
Acciaio nichelato Steel nickel plated	01
Acciaio zincato bianco Steel white zinc plated	04
Acciaio inox Stainless steel	32

Carico massimo / Max. working load

1000 N



Come da tabella / As for table



Chiusura a leva Latch

Riscontro Strike

\varnothing fori \varnothing holes

D017-01.**

D999-06.**

4,1

Sostituire ** nel codice articolo con il codice materiale
Replace ** in the part number with material code

D018

Chiusura a leva standard Latch

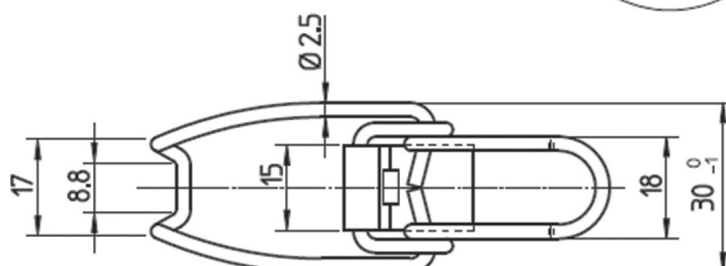
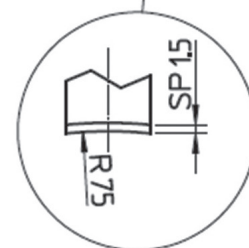
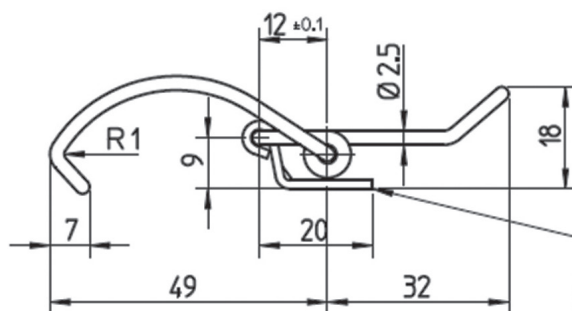
Materiale e finitura Material and finishing

Codice materiale Material code

Acciaio zincato bianco Steel white zinc plated	04
---	----

Carico massimo / Max. working load

300 N



Chiusura a leva Latch

Riscontro Strike

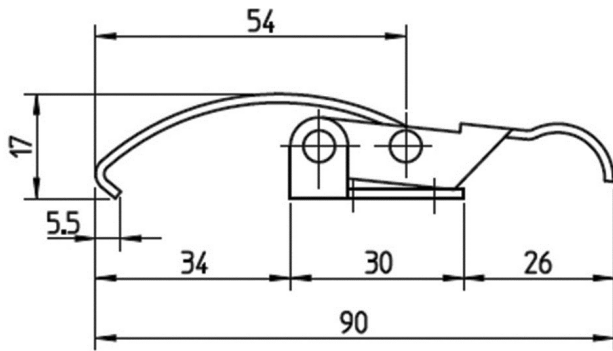
\varnothing fori \varnothing holes

D018-01.**

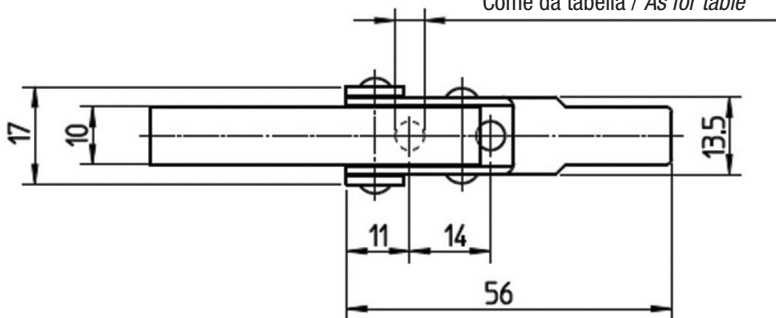
-

3,2

Sostituire ** nel codice articolo con il codice materiale
Replace ** in the part number with material code



Come da tabella / As for table



Codice materiale
Material code

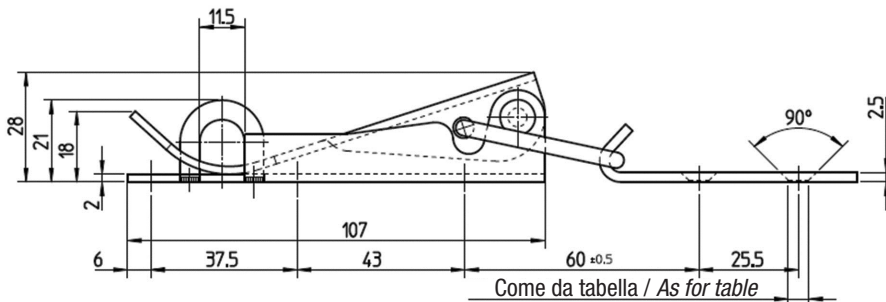
Materiale e finitura
Material and finishing

00	Acciaio grezzo Steel blank
01	Acciaio nichelato Steel nickel plated
04	Acciaio zincato bianco Steel white zinc plated
32	Acciaio inox Stainless steel

Carico massimo / Max. working load
500 N

Chiusura a leva Latch	Riscontro Strike	Ø fori Ø holes
D019-01.**	-	5,0
D019-02.**	-	Sald./Weld

Sostituire ** nel codice articolo con il codice materiale
Replace ** in the part number with material code



Come da tabella / As for table

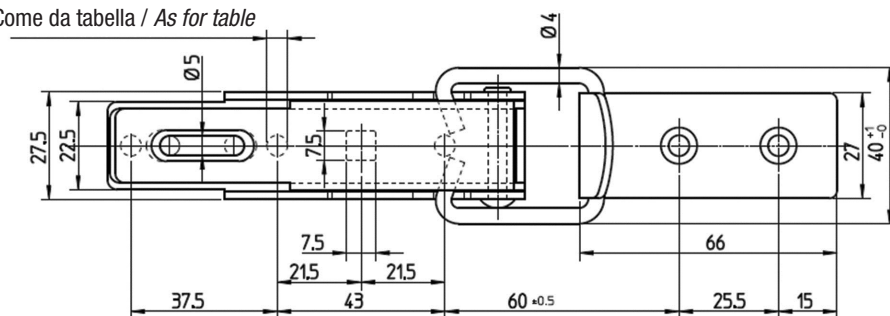
Come da tabella / As for table

Codice materiale
Material code

Materiale e finitura
Material and finishing

04	Acciaio zincato bianco Steel white zinc plated
----	---

Carico massimo / Max. working load
2000 N



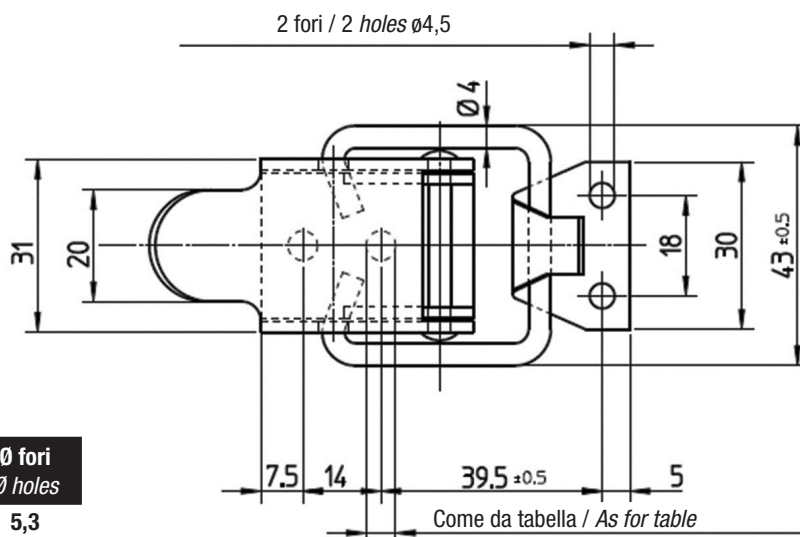
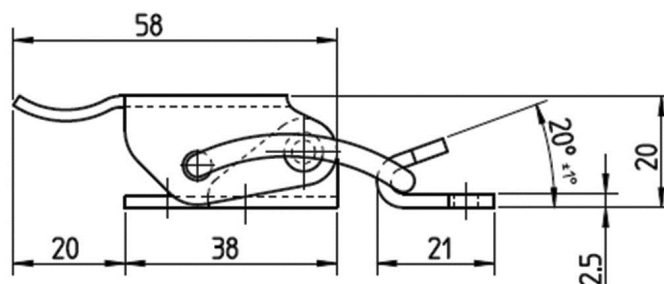
Chiusura a leva Latch	Riscontro Strike	Ø fori Ø holes
D020-01.**	D999-01.**	5,3

Sostituire ** nel codice articolo con il codice materiale
Replace ** in the part number with material code

D021**Chiusura a leva standard**
*Latch***Materiale e finitura**
Material and finishingAcciaio zincato bianco
Steel white zinc plated**Codice materiale**
Material code

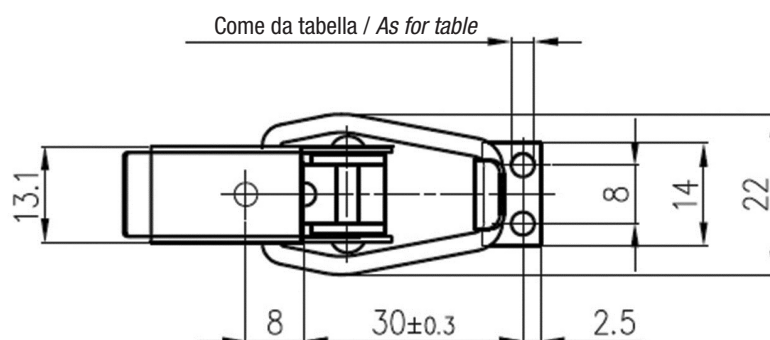
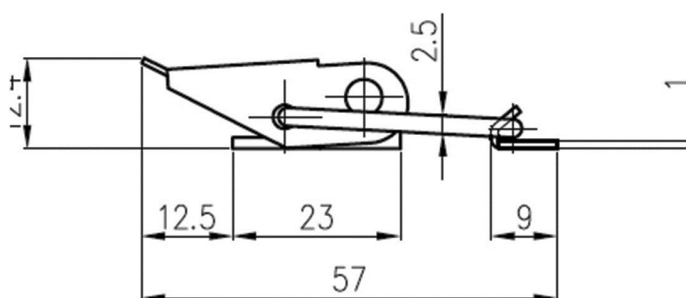
04

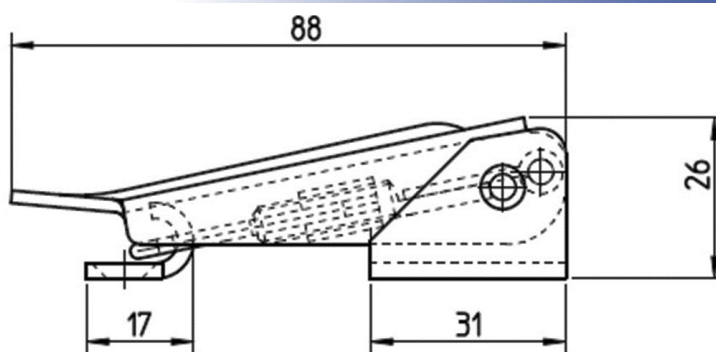
Carico massimo / Max. working load

1500 N**Chiusura a leva**
*Latch***D021-01.******Riscontro**
*Strike***D999-07.******Ø fori**
Ø holes**5,3**Sostituire ** nel codice articolo con il codice materiale
Replace ** in the part number with material code**D022****Chiusura a leva standard**
*Latch***Materiale e finitura**
Material and finishingAcciaio zincato bianco
Steel white zinc plated**Codice materiale**
Material code

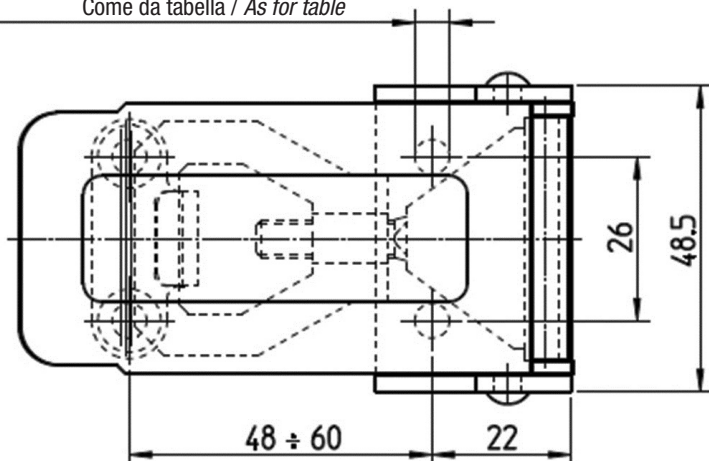
04

Carico massimo / Max. working load

400 N**Chiusura a leva**
*Latch***D022-01.******Riscontro**
*Strike***D999-08.******Ø fori**
Ø holes**3,2**Sostituire ** nel codice articolo con il codice materiale
Replace ** in the part number with material code



Come da tabella / As for table



Codice materiale
Material code

04

32

Materiale e finitura
Material and finishing

Acciaio zincato bianco
Steel white zinc plated

Acciaio inox
Stainless steel

Carico massimo / Max. working load

1500 N

Chiusura a leva
Latch

D023-01.**

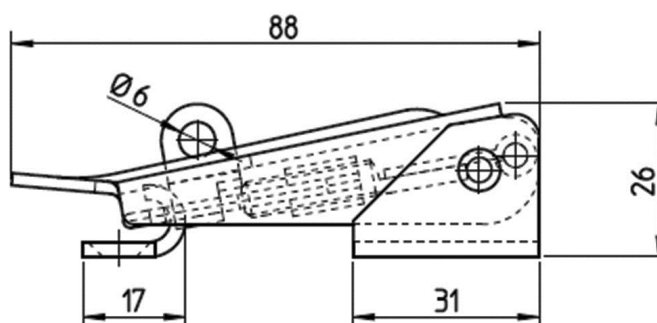
Riscontro
Strike

D999-09.**

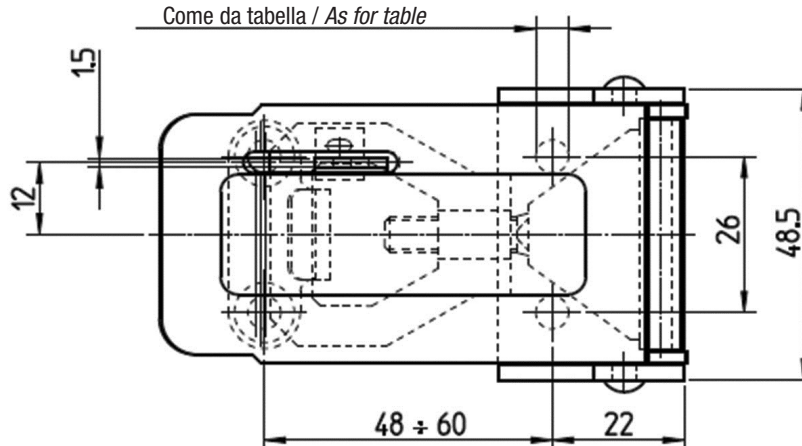
Ø fori
Ø holes

5,2

Sostituire ** nel codice articolo con il codice materiale
Replace ** in the part number with material code



Come da tabella / As for table



Codice materiale
Material code

04

Materiale e finitura
Material and finishing

Acciaio zincato bianco
Steel white zinc plated

Carico massimo / Max. working load

1500 N

Chiusura a leva
Latch

D024-01.**

Riscontro
Strike

D999-09.**

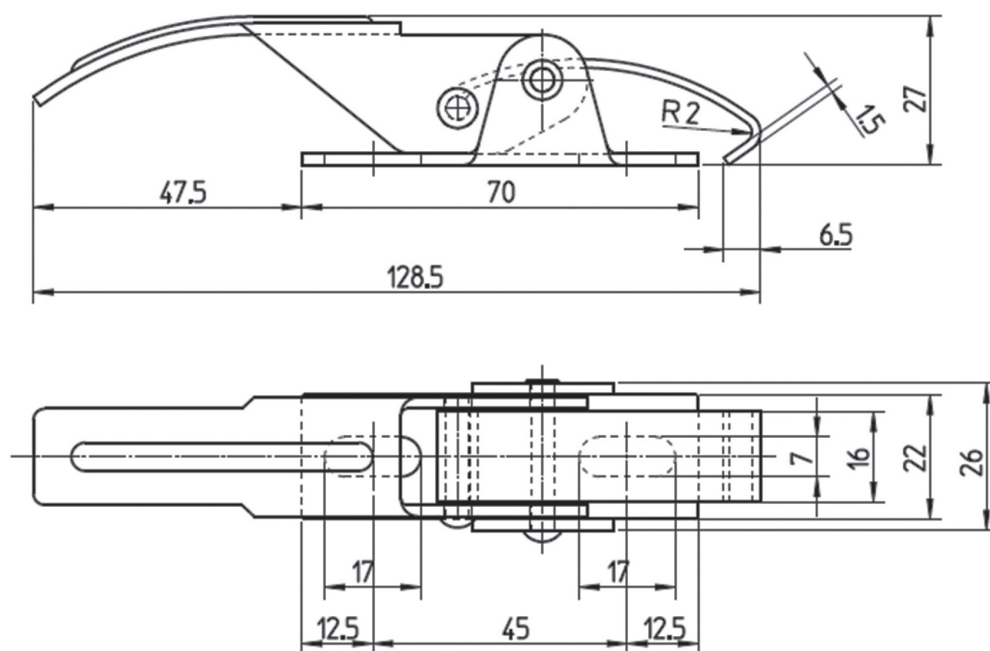
Ø fori
Ø holes

5,2

Sostituire ** nel codice articolo con il codice materiale
Replace ** in the part number with material code

D025**Chiusura a leva standard**
*Latch***Materiale e finitura**
Material and finishingAcciaio zincato bianco
Steel white zinc plated**Codice materiale**
Material code

04

Carico massimo / *Max. working load*
750 N**Chiusura a leva**
*Latch***Riscontro**
*Strike***Ø fori**
Ø holes

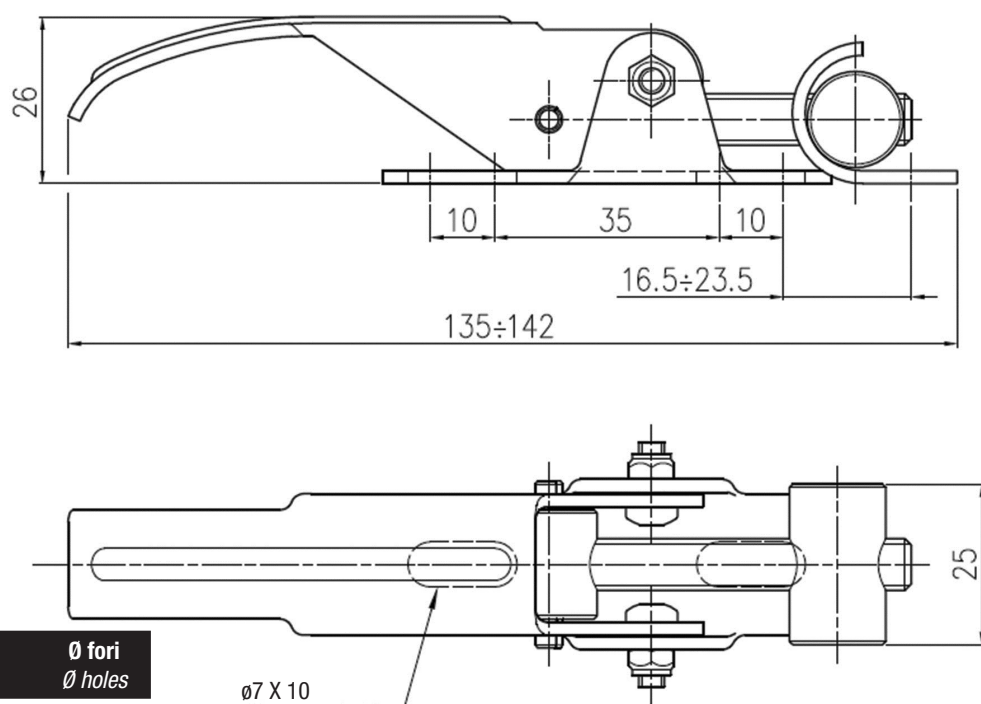
D025-01.**

D999-10.**

-

Sostituire ** nel codice articolo con il codice materiale
Replace ** in the part number with material code**D026****Chiusura a leva regolabile**
*Adjustable latch***Materiale e finitura**
Material and finishingAcciaio zincato bianco
Steel white zinc plated**Codice materiale**
Material code

04

Carico massimo / *Max. working load*
1250 N**Chiusura a leva**
*Latch***Riscontro**
*Strike***Ø fori**
Ø holes

D026-01.**

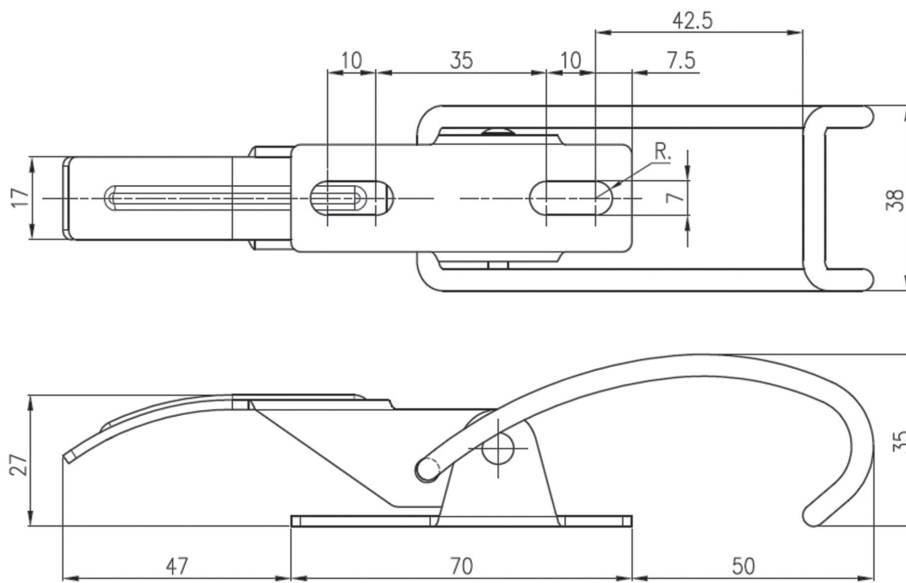
D999-11.**

-

Sostituire ** nel codice articolo con il codice materiale
Replace ** in the part number with material code

Chiusura a leva standard
Latch

D027



Codice materiale
Material code

Materiale e finitura
Material and finishing

04	Acciaio zincato bianco Steel white zinc plated
17	Acciaio zincato plastificato Steel zinc plated plasticized
32	Acciaio inox Stainless steel
38	Acciaio inox plastificato Stainless steel plasticized

Carico massimo / Max. working load
1500 N

Chiusura a leva
Latch

Riscontro
Strike

Ø fori
Ø holes

D027-01.**

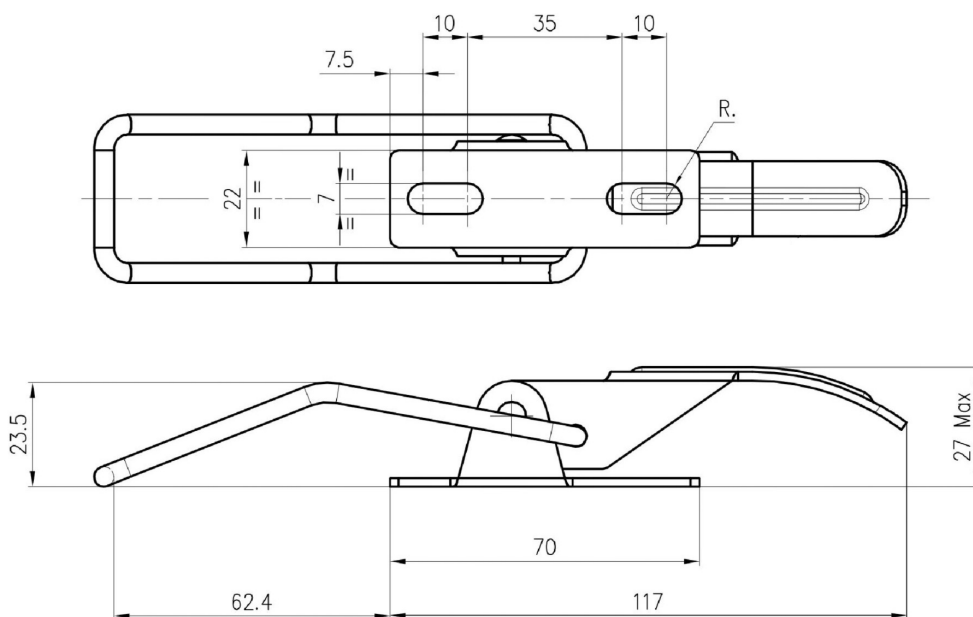
-

-

Sostituire ** nel codice articolo con il codice materiale
Replace ** in the part number with material code

Chiusura a leva standard
Latch

D028



Codice materiale
Material code

Materiale e finitura
Material and finishing

04	Acciaio zincato bianco Steel white zinc plated
17	Acciaio zincato plastificato Steel zinc plated plasticized
32	Acciaio inox Stainless steel
38	Acciaio inox plastificato Stainless steel plasticized

Carico massimo / Max. working load
1500 N

Chiusura a leva
Latch

Riscontro
Strike

Ø fori
Ø holes

D028-01.**

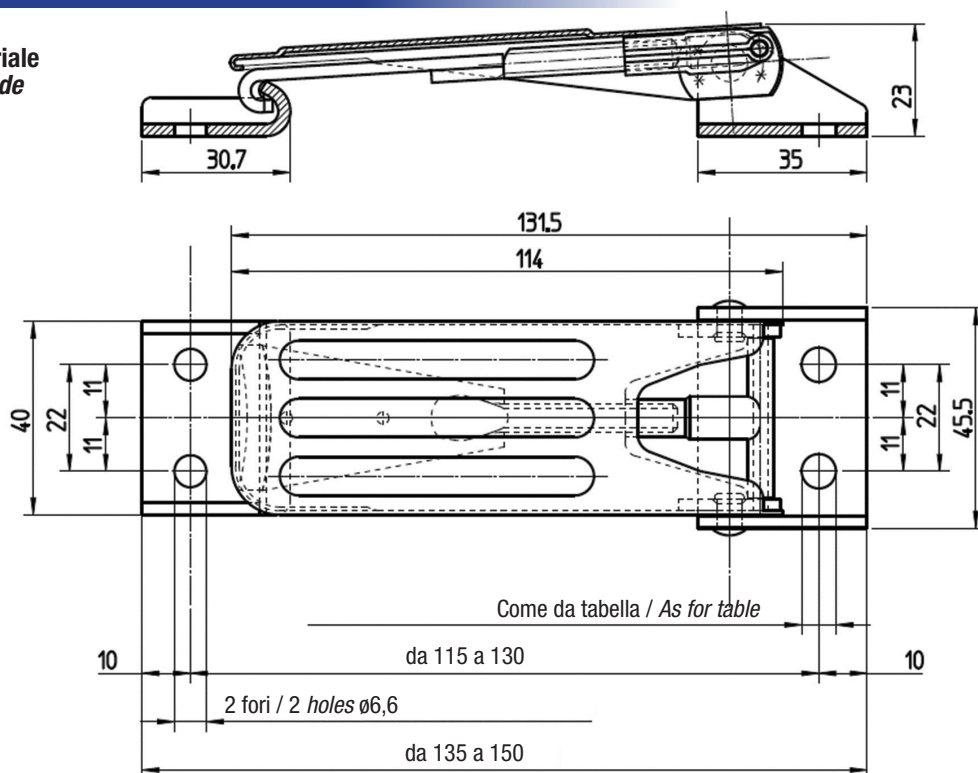
-

-

Sostituire ** nel codice articolo con il codice materiale
Replace ** in the part number with material code

D029**Chiusura a leva regolabile**
*Adjustable latch***Materiale e finitura**
*Material and finishing*Acciaio zincato bianco
*Steel white zinc plated***Codice materiale**
Material code

04

Carico massimo / *Max. working load*
2000 N**Chiusura a leva**
Latch

D029-01.**

Riscontro
Strike

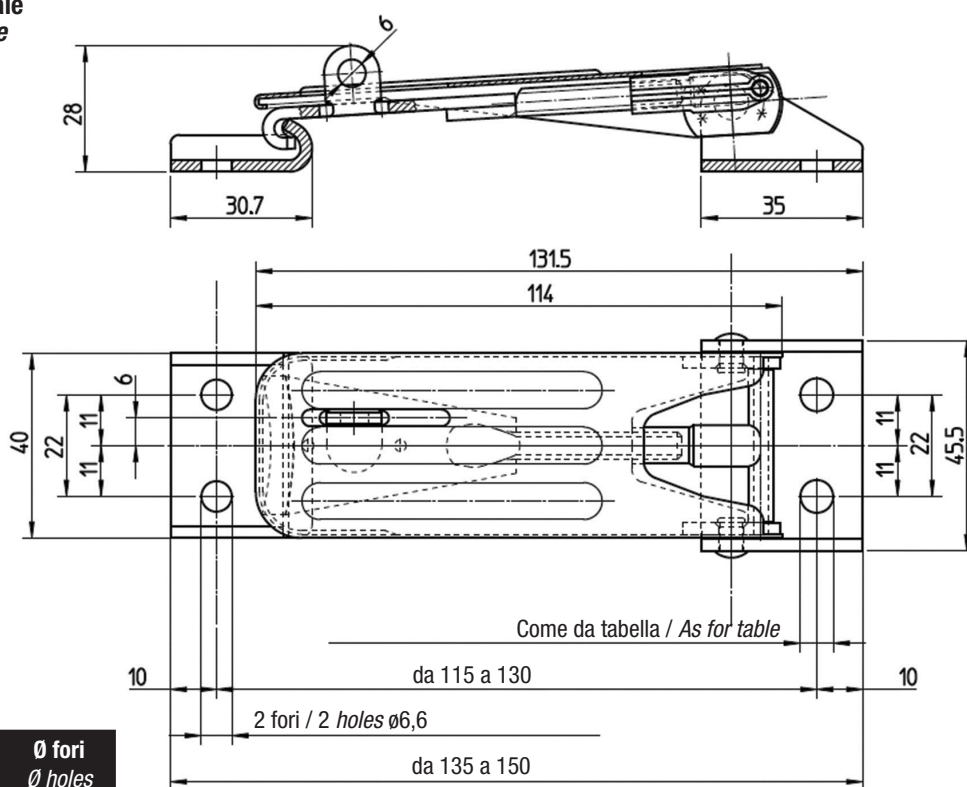
D999-12.**

Ø fori
Ø holes

7,1

Sostituire ** nel codice articolo con il codice materiale
*Replace ** in the part number with material code***D030****Chiusura a leva regolabile lucchettabile**
*Adjustable latch with hasp for padlock***Materiale e finitura**
*Material and finishing*Acciaio zincato bianco
*Steel white zinc plated***Codice materiale**
Material code

04

Carico massimo / *Max. working load*
2000 N**Chiusura a leva**
Latch

D030-01.**

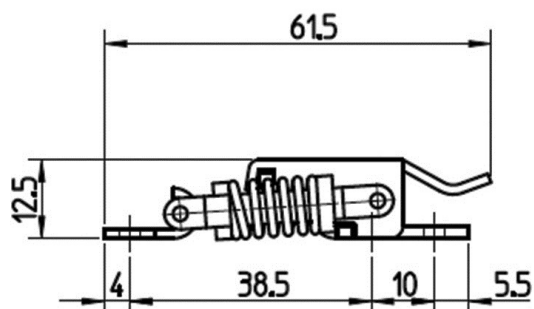
Riscontro
Strike

D999-12.**

Ø fori
Ø holes

7,1

Sostituire ** nel codice articolo con il codice materiale
*Replace ** in the part number with material code*



Codice materiale
Material code

04

Materiale e finitura
Material and finishing

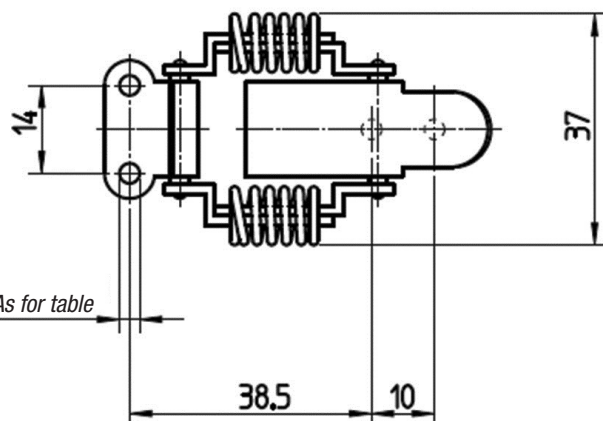
Acciaio zincato bianco
Steel white zinc plated

32

Acciaio inox
Stainless steel

Carico massimo / Max. working load

500 N



Come da tabella / As for table

Chiusura a leva
Latch

D031-01.**

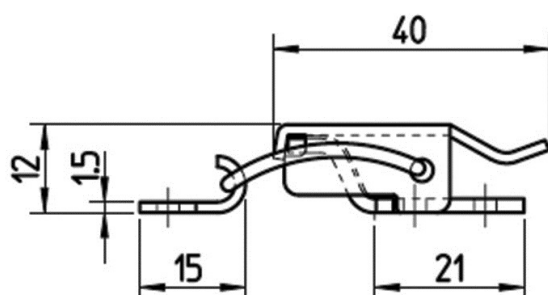
Riscontro
Strike

D999-13.**

Ø fori
Ø holes

3,2

Sostituire ** nel codice articolo con il codice materiale
Replace ** in the part number with material code



Codice materiale
Material code

04

Materiale e finitura
Material and finishing

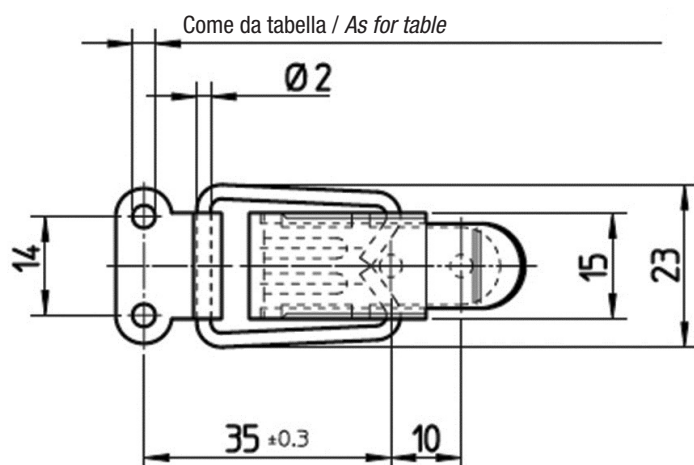
Acciaio zincato bianco
Steel white zinc plated

32

Acciaio inox
Stainless steel

Carico massimo / Max. working load

500 N



Chiusura a leva
Latch

D032-01.**

Riscontro
Strike

D999-13.**

Ø fori
Ø holes

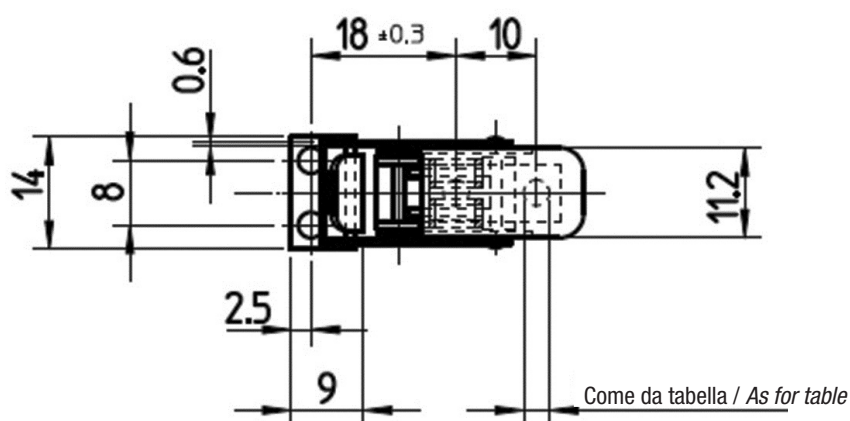
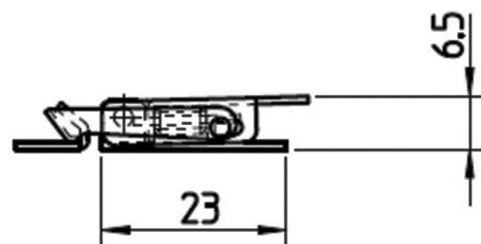
3,2

Sostituire ** nel codice articolo con il codice materiale
Replace ** in the part number with material code

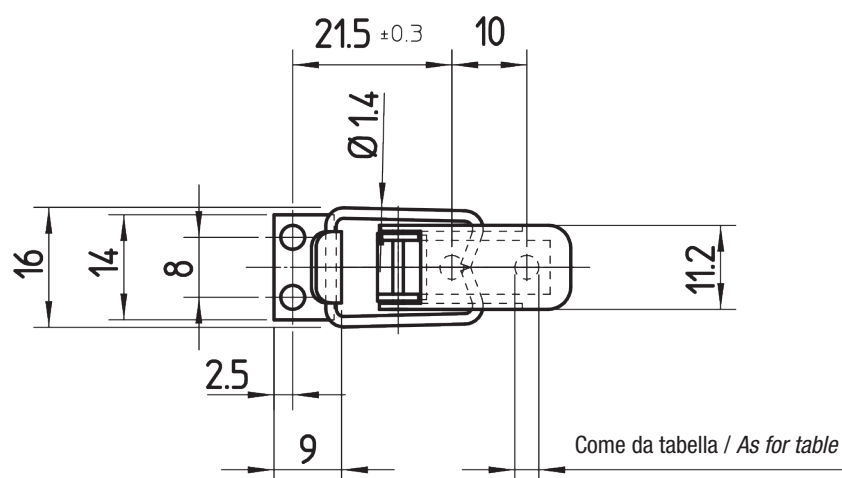
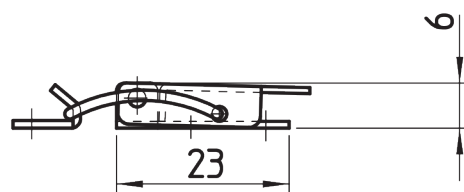
D033**Chiusura a leva a trazione precompensata**
*Pre-loaded latch***Materiale e finitura**
Material and finishingAcciaio zincato bianco
Steel white zinc plated**Codice materiale**
Material code

04

Carico massimo / Max. working load

150 N**Chiusura a leva**
*Latch***D033-01.******Riscontro**
*Strike***D999-08.******Ø fori**
*Ø holes***3,2**Sostituire ** nel codice articolo con il codice materiale
Replace ** in the part number with material code**D034****Chiusura a leva standard**
*Latch***Materiale e finitura**
Material and finishingAcciaio zincato bianco
Steel white zinc plated**Codice materiale**
Material code

04

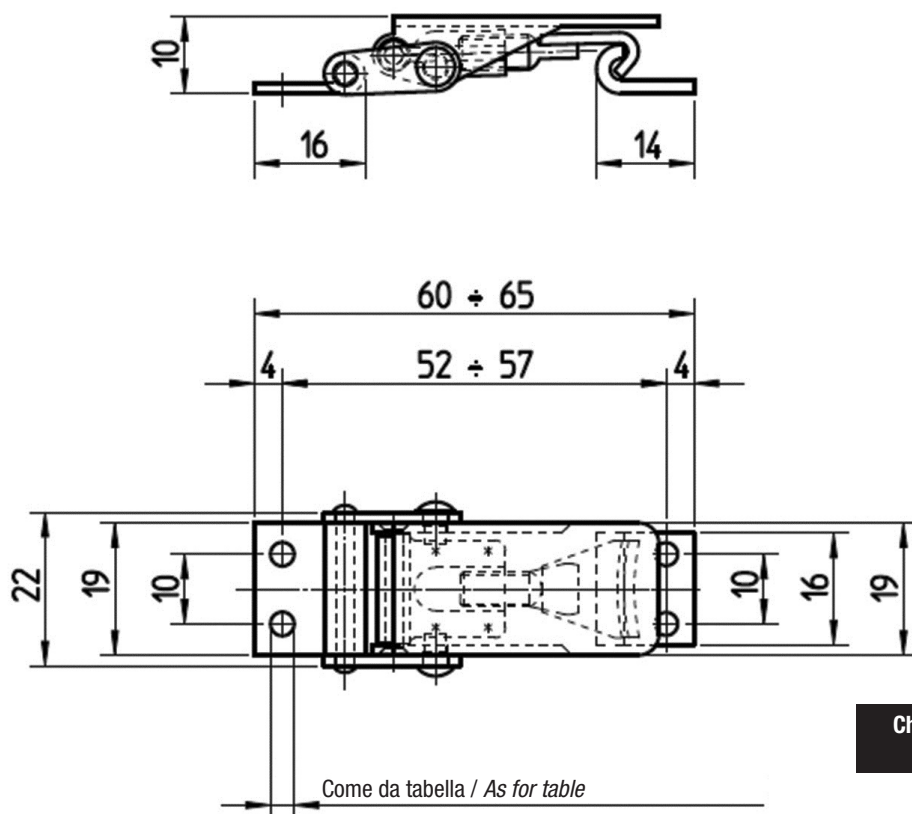
**Chiusura a leva**
*Latch***D034-01.******Riscontro**
*Strike***D99-08.******Ø fori**
*Ø holes***3,2**Sostituire ** nel codice articolo con il codice materiale
Replace ** in the part number with material code

Codice materiale
Material code

04

Materiale e finitura
Material and finishing

Acciaio zincato bianco
Steel white zinc plated



Carico massimo / Max. working load
750 N

Chiusura a leva
Latch

D035-01.**

Riscontro
Strike

D999-14.**

Ø fori
Ø holes

3,4

Sostituire ** nel codice articolo con il codice materiale
Replace ** in the part number with material code

Codice materiale
Material code

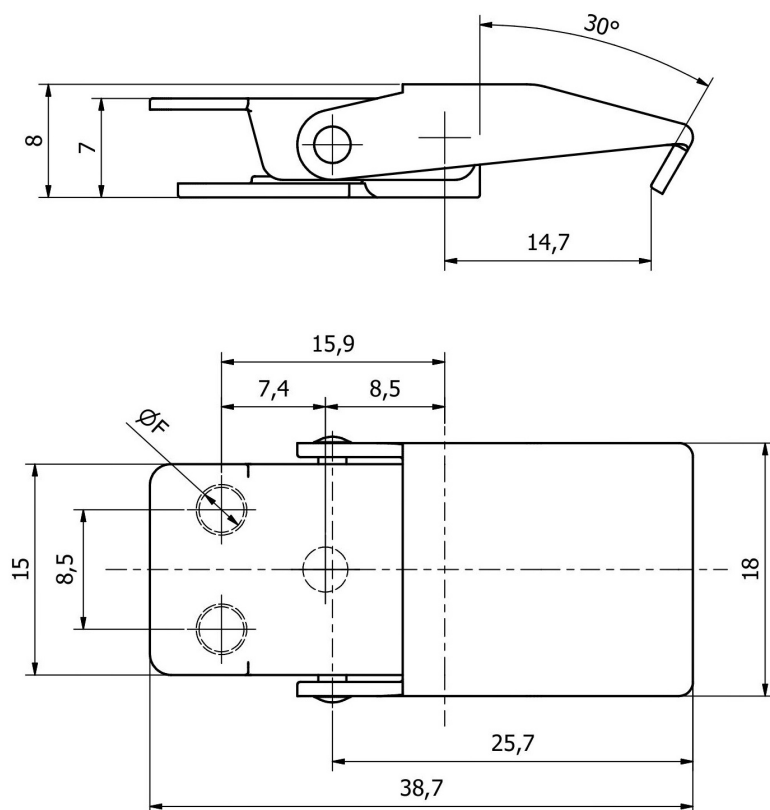
04

Materiale e finitura
Material and finishing

Acciaio zincato bianco
Steel white zinc plated

32

Acciaio inox
Stainless steel



Chiusura a leva
Latch

D036-01.**

Riscontro
Strike

D999-30.**

Ø fori
Ø holes

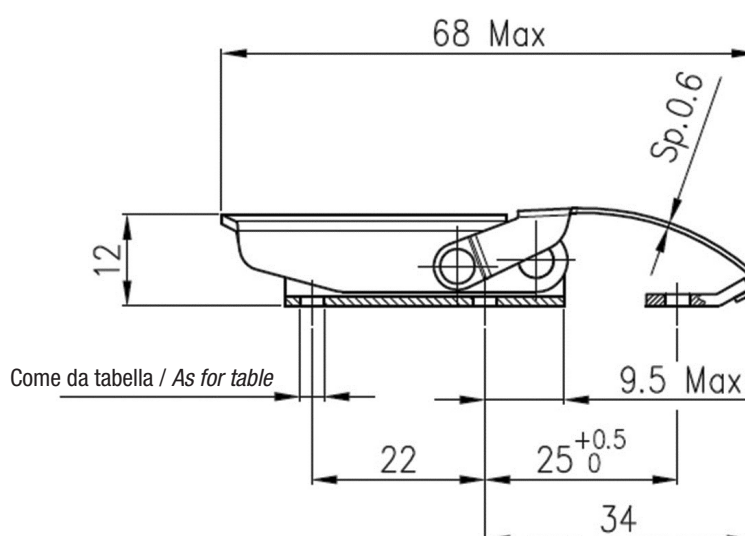
3,2

Sostituire ** nel codice articolo con il codice materiale
Replace ** in the part number with material code

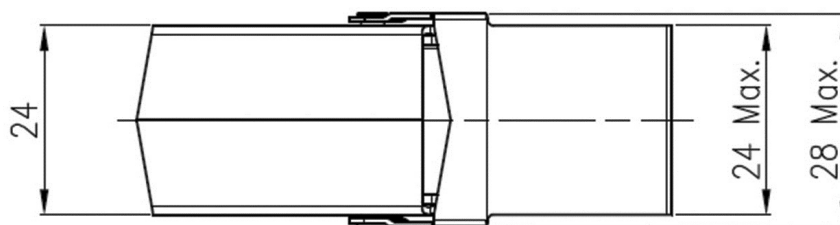
D037**Chiusura a leva standard**
*Latch***Materiale e finitura**
Material and finishingAcciaio zincato bianco
*Steel white zinc plated*Acciaio inox
*Stainless steel***Codice materiale**
Material code

04

32

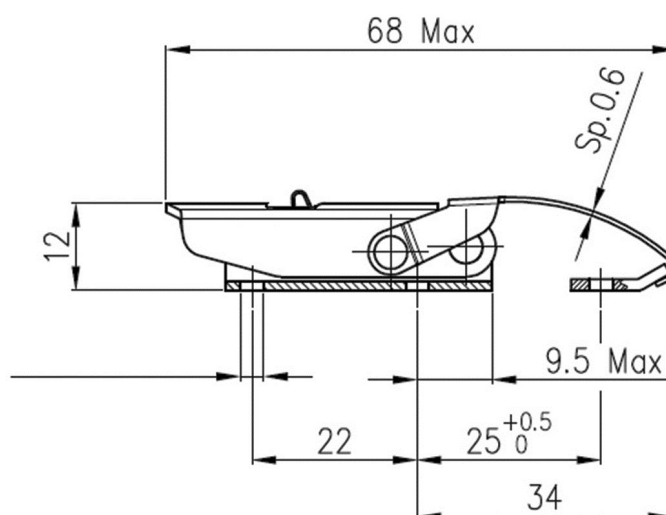
Carico massimo / *Max. working load*
300 N

Chiusura a leva <i>Latch</i>	Riscontro <i>Strike</i>	Ø fori <i>Ø holes</i>
D037-01.**	D999-15.**	3,1
D037-02.**	D999-15.**	3,5
D037-03.**	D999-15.**	4,0

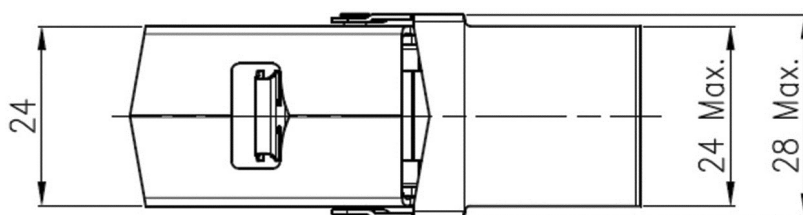
Sostituire ** nel codice articolo con il codice materiale
*Replace ** in the part number with material code***D038****Chiusura a leva con sicura**
*Latch with security system***Materiale e finitura**
Material and finishingAcciaio zincato bianco
*Steel white zinc plated*Acciaio inox
*Stainless steel***Codice materiale**
Material code

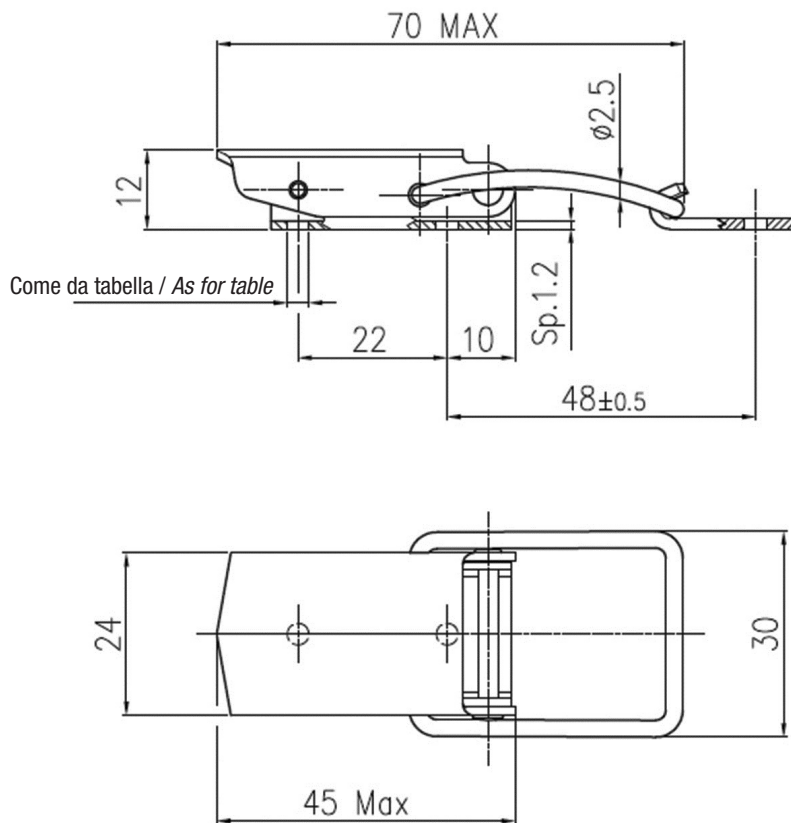
04

32

Carico massimo / *Max. working load*
300 N

Chiusura a leva <i>Latch</i>	Riscontro <i>Strike</i>	Ø fori <i>Ø holes</i>
D038-01.**	D999-15.**	3,1
D038-02.**	D999-15.**	3,5
D038-03.**	D999-15.**	4,0

Sostituire ** nel codice articolo con il codice materiale
*Replace ** in the part number with material code*



Codice materiale
Material code

04

32

Materiale e finitura
Material and finishing

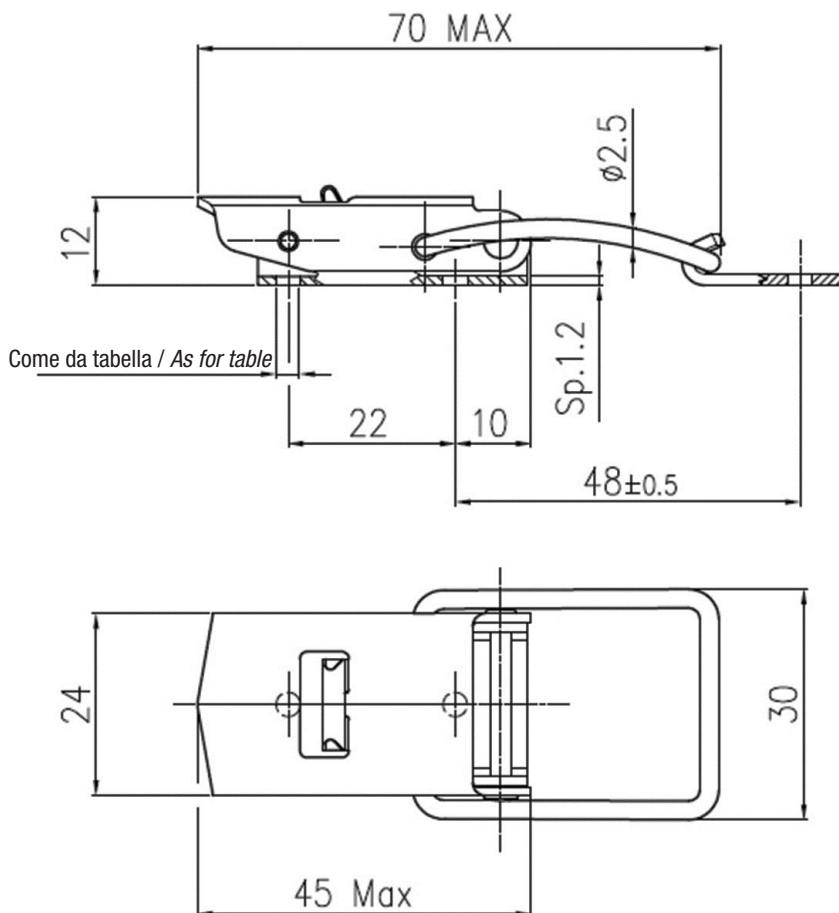
Acciaio zincato bianco
Steel white zinc plated

Acciaio inox
Stainless steel

Carico massimo / Max. working load
300 N

Chiusura a leva Latch	Riscontro Strike	Ø fori Ø holes
D039-01.**	D999-16.**	3,1
D039-02.**	D999-16.**	3,5
D039-03.**	D999-16.**	4,0

Sostituire ** nel codice articolo con il codice materiale
Replace ** in the part number with material code



Codice materiale
Material code

04

32

Materiale e finitura
Material and finishing

Acciaio zincato bianco
Steel white zinc plated

Acciaio inox
Stainless steel

Carico massimo / Max. working load
300 N

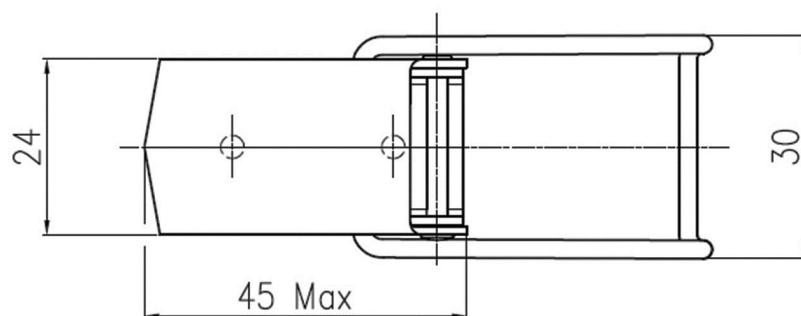
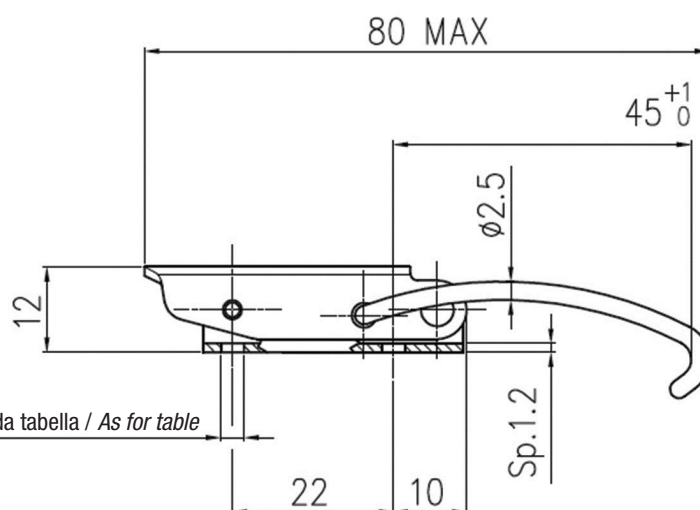
Chiusura a leva Latch	Riscontro Strike	Ø fori Ø holes
D040-01.**	D999-16.**	3,1
D040-02.**	D999-16.**	3,5
D040-03.**	D999-16.**	4,0

Sostituire ** nel codice articolo con il codice materiale
Replace ** in the part number with material code

D041**Chiusura a leva standard**
*Latch***Materiale e finitura**
Material and finishingAcciaio zincato bianco
*Steel white zinc plated*Acciaio inox
*Stainless steel***Codice materiale**
Material code

04

32

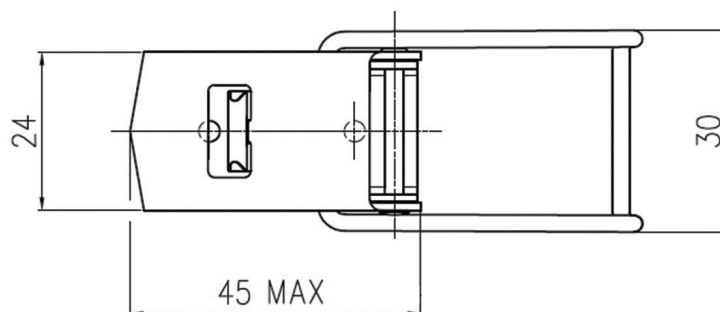
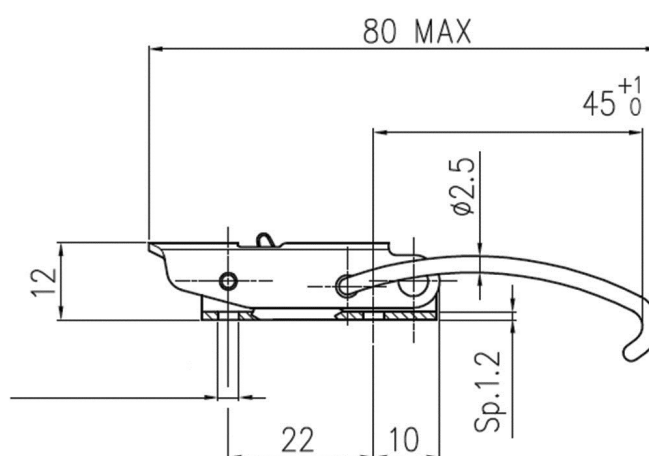
Carico massimo / *Max. working load***300 N**Come da tabella / *As for table*

Chiusura a leva <i>Latch</i>	Riscontro <i>Strike</i>	Ø fori <i>Ø holes</i>
D041-01.**	-	3,1
D041-02.**	-	3,5
D041-03.**	-	4,0

Sostituire ** nel codice articolo con il codice materiale
*Replace ** in the part number with material code***D042****Chiusura a leva con sicura**
*Latch with security system***Materiale e finitura**
Material and finishingAcciaio zincato bianco
*Steel white zinc plated*Acciaio inox
*Stainless steel***Codice materiale**
Material code

04

32

Carico massimo / *Max. working load***300 N**

Chiusura a leva <i>Latch</i>	Riscontro <i>Strike</i>	Ø fori <i>Ø holes</i>
D042-01.**	D999-15.**	3,1
D042-02.**	D999-15.**	3,5
D042-03.**	D999-15.**	4,0

Sostituire ** nel codice articolo con il codice materiale
*Replace ** in the part number with material code*

Chiusura a leva standard
Latch

D043

Codice materiale
Material code

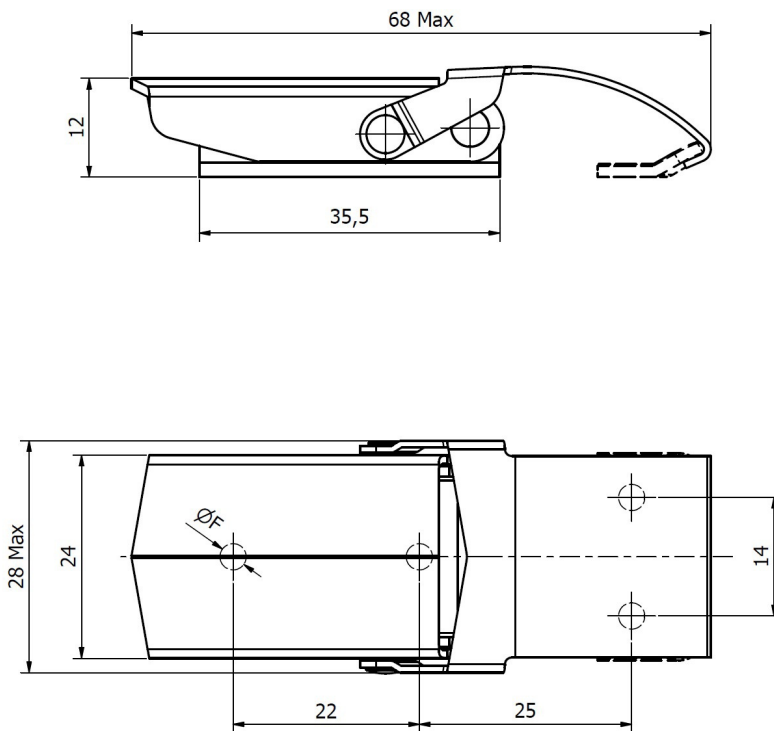
04

32

Materiale e finitura
Material and finishing

Acciaio zincato bianco
Steel white zinc plated

Acciaio inox
Stainless steel



Chiusura a leva Latch	Riscontro Strike	Ø fori Ø holes
D043-01.**	D999-16.**	3,1
D043-02.**	D999-16.**	3,5
D043-03.**	D999-16.**	4,0

Sostituire ** nel codice articolo con il codice materiale
Replace ** in the part number with material code

Chiusura a leva con sicura
Latch with security system

D044

Codice materiale
Material code

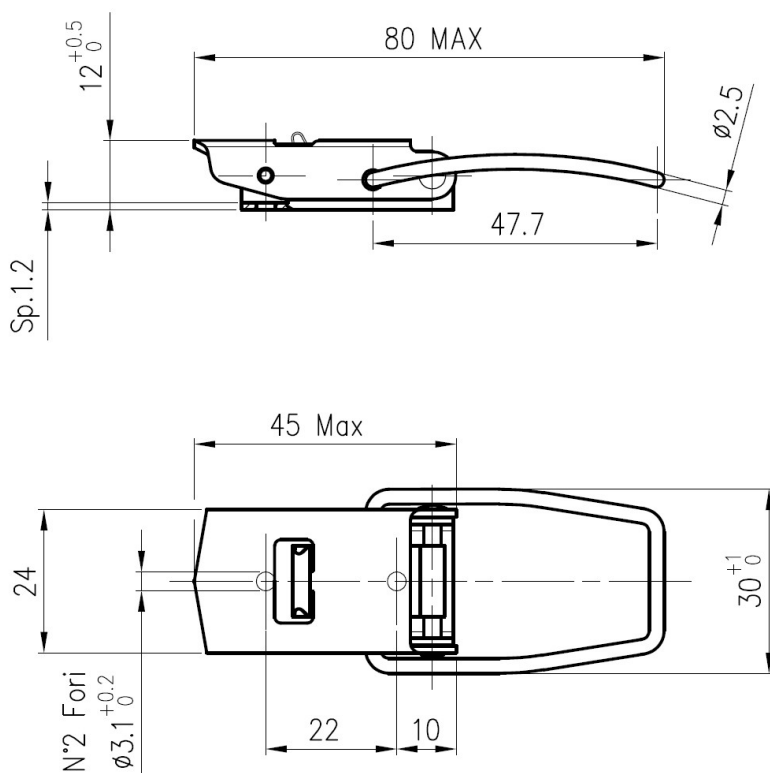
04

32

Materiale e finitura
Material and finishing

Acciaio zincato bianco
Steel white zinc plated

Acciaio inox
Stainless steel



Chiusura a leva Latch	Riscontro Strike	Ø fori Ø holes
D04-01.**	-	3,1

Sostituire ** nel codice articolo con il codice materiale
Replace ** in the part number with material code

D050**Chiusura a leva regolabile**
*Adjustable latch***Materiale e finitura**
Material and finishing

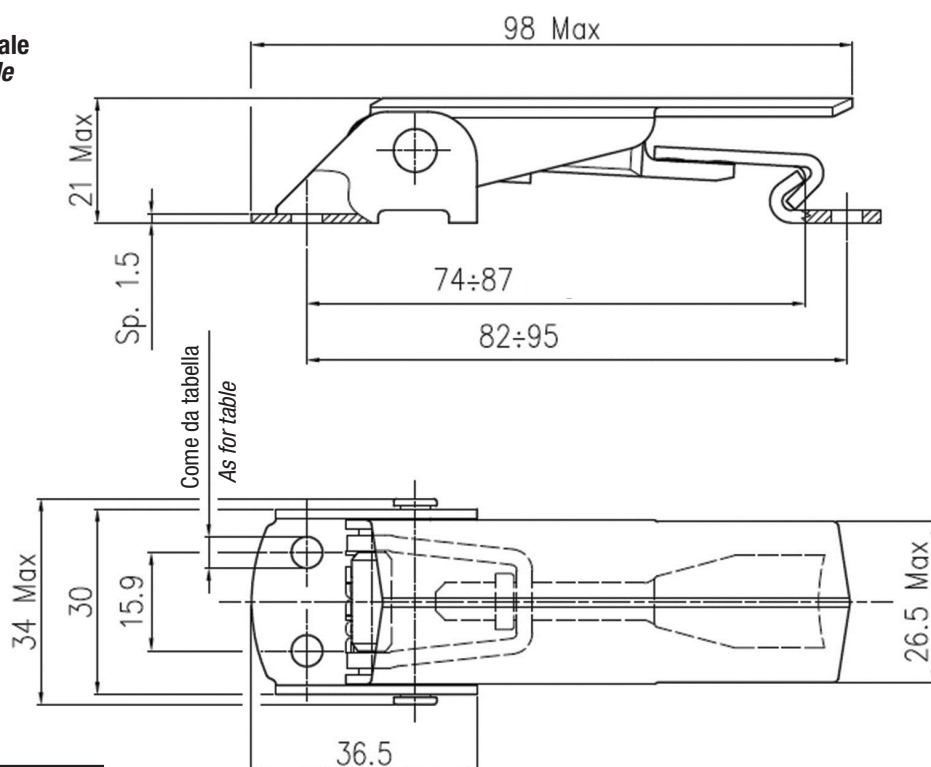
Acciaio zincato bianco
Steel white zinc plated
Acciaio inox
Stainless steel

Codice materiale
Material code

04

32

Carico massimo / Max. working load

2700 N**Chiusura a leva**
*Latch***D050-01.******Riscontro**
*Strike***D999-18.******Ø fori**
*Ø holes***5,1**

Sostituire ** nel codice articolo con il codice materiale
Replace ** in the part number with material code

D051**Chiusura a leva regolabile lucchettabile**
*Adjustable latch with hasp for padlock***Materiale e finitura**
Material and finishing

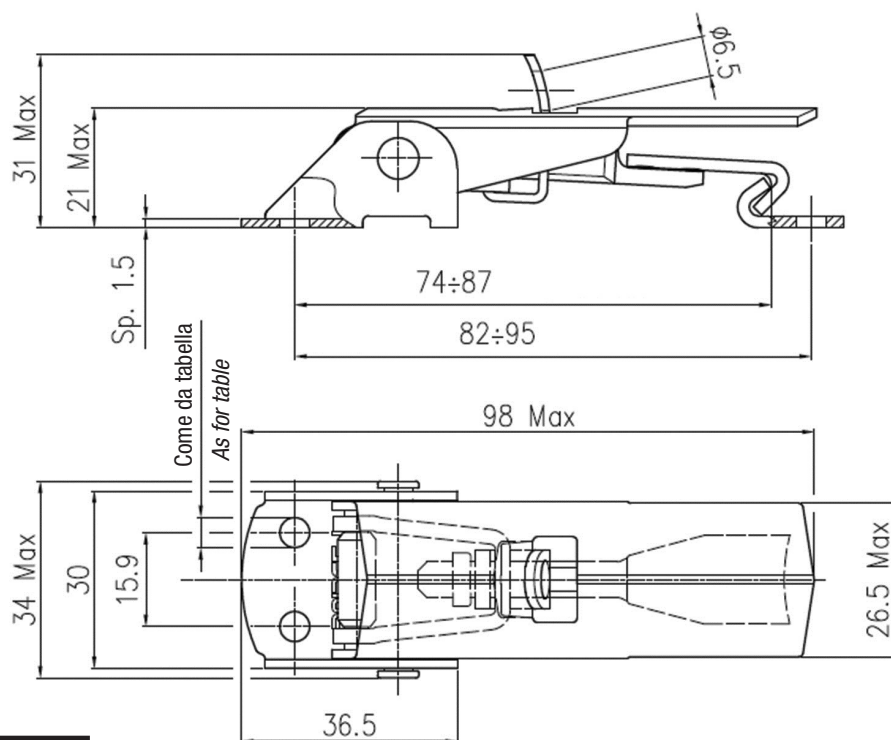
Acciaio zincato bianco
Steel white zinc plated
Acciaio inox
Stainless steel

Codice materiale
Material code

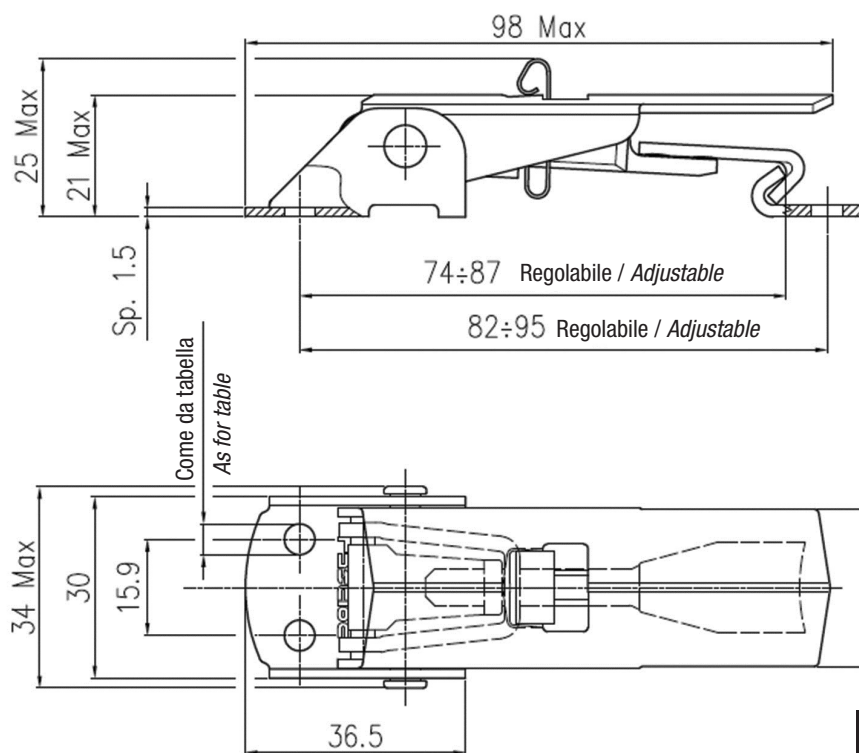
04

32

Carico massimo / Max. working load

2700 N**Chiusura a leva**
*Latch***D051-01.******Riscontro**
*Strike***D999-18.******Ø fori**
*Ø holes***5,1**

Sostituire ** nel codice articolo con il codice materiale
Replace ** in the part number with material code



Codice materiale
Material code

04

32

Materiale e finitura
Material and finishing

Acciaio zincato bianco
Steel white zinc plated

Acciaio inox
Stainless steel

Carico massimo / Max. working load
2700 N

Chiusura a leva
Latch

D052-01.**

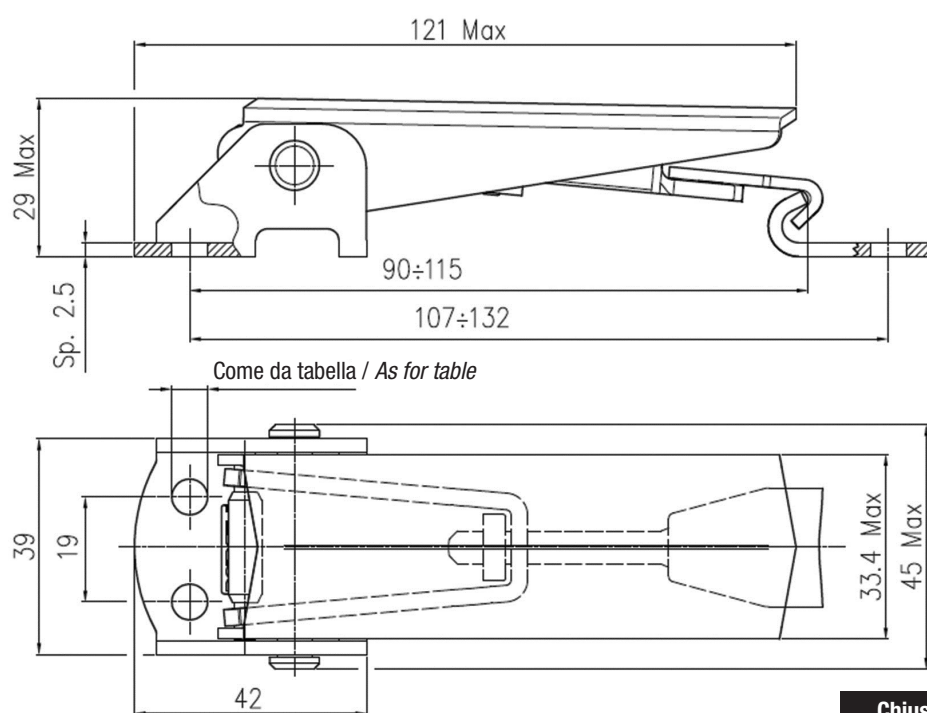
Riscontro
Strike

D999-18.**

Ø fori
Ø holes

5,1

Sostituire ** nel codice articolo con il codice materiale
Replace ** in the part number with material code



Codice materiale
Material code

04

32

Materiale e finitura
Material and finishing

Acciaio zincato bianco
Steel white zinc plated

Acciaio inox
Stainless steel

Carico massimo / Max. working load
4200 N

Chiusura a leva
Latch

D053-01.**

D053-02.**

Riscontro
Strike

D999-19.**

D999-20.**

Ø fori
Ø holes

5,1

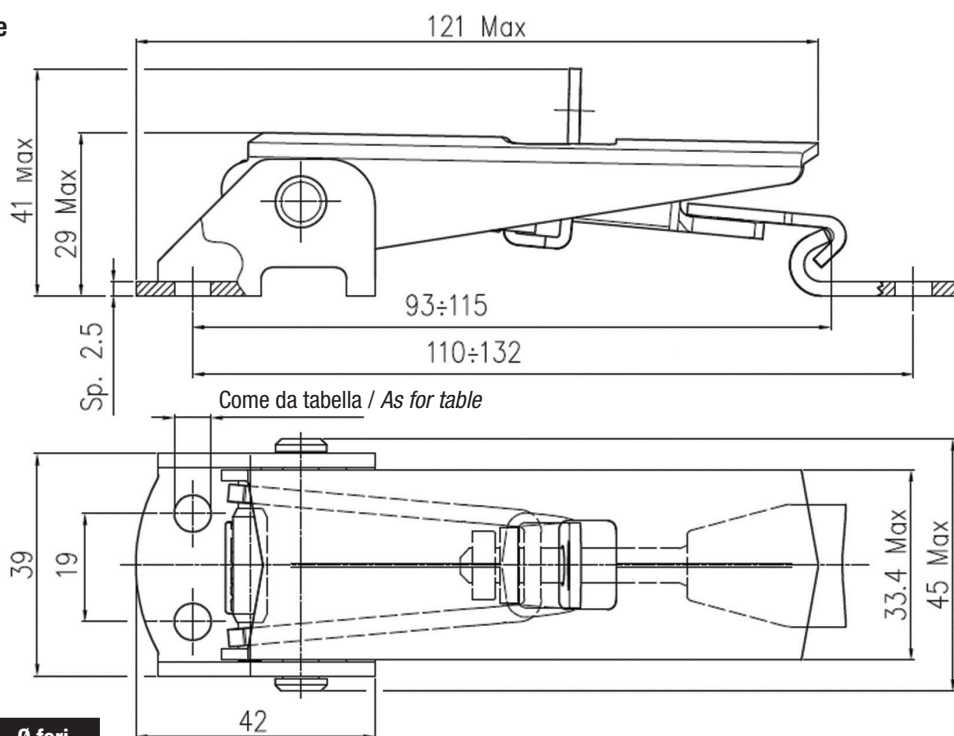
6,5

Sostituire ** nel codice articolo con il codice materiale
Replace ** in the part number with material code

D054**Chiusura a leva regolabile lucchettabile**
*Adjustable latch with hasp for padlock***Materiale e finitura**
Material and finishingAcciaio zincato bianco
*Steel white zinc plated*Acciaio inox
*Stainless steel***Codice materiale**
Material code

04

32

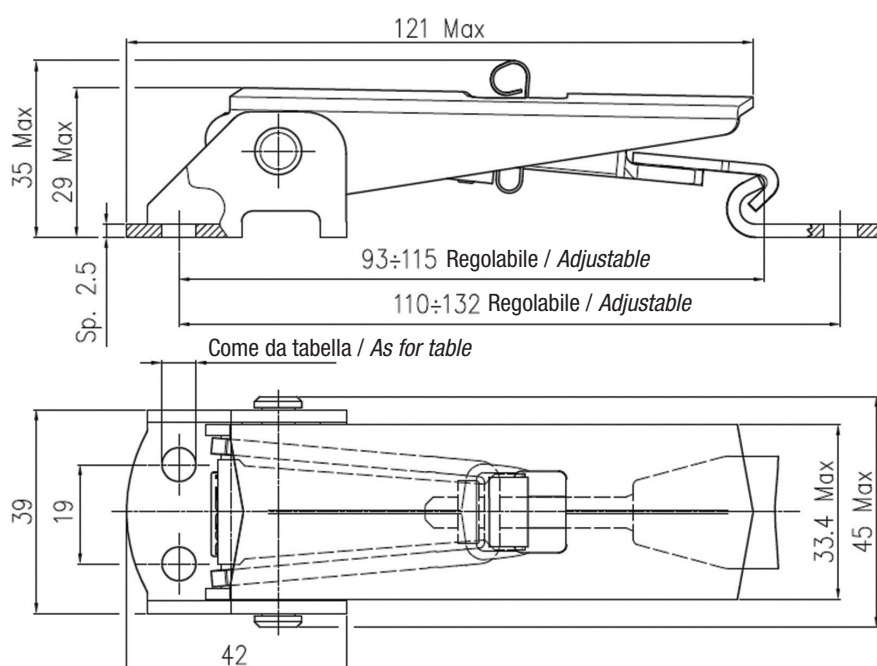
Carico massimo / *Max. working load***4200 N**

Chiusura a leva <i>Latch</i>	Riscontro <i>Strike</i>	Ø fori <i>Ø holes</i>
D054-01.**	D999-19.**	5,1
D054-02.**	D999-20.**	6,5

Sostituire ** nel codice articolo con il codice materiale
*Replace ** in the part number with material code***D055****Chiusura a leva regolabile con sicura**
*Adjustable latch with security system***Materiale e finitura**
Material and finishingAcciaio zincato bianco
*Steel white zinc plated*Acciaio inox
*Stainless steel***Codice materiale**
Material code

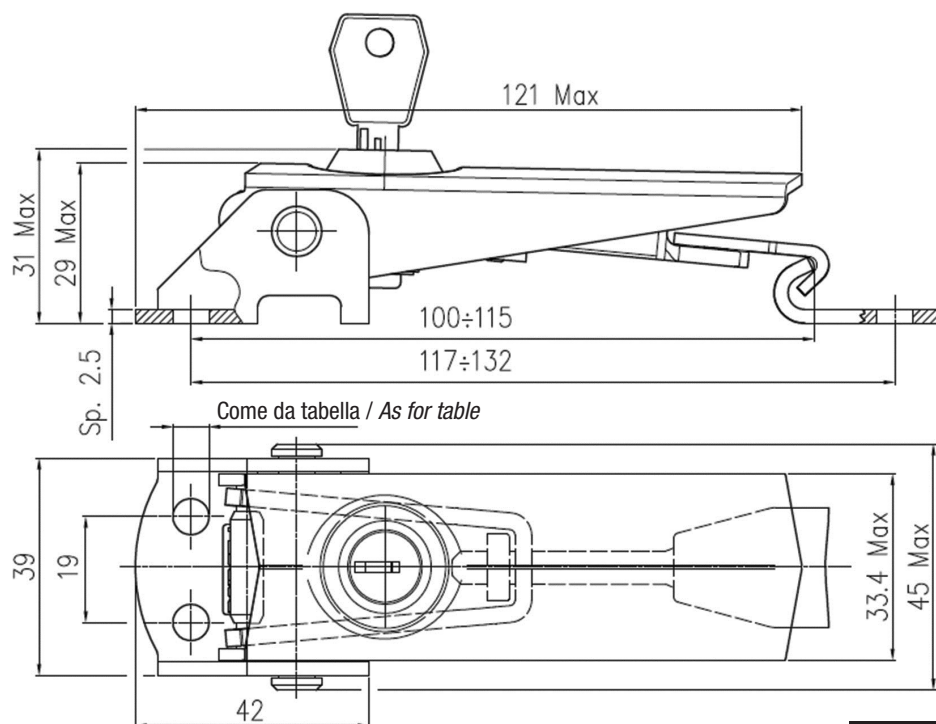
04

32

Carico massimo / *Max. working load***4200 N**

Chiusura a leva <i>Latch</i>	Riscontro <i>Strike</i>	Ø fori <i>Ø holes</i>
D055-01.**	D999-19.**	5,1
D055-02.**	D999-20.**	6,5

Sostituire ** nel codice articolo con il codice materiale
*Replace ** in the part number with material code*



Codice materiale
Material code

04

32

Materiale e finitura
Material and finishing

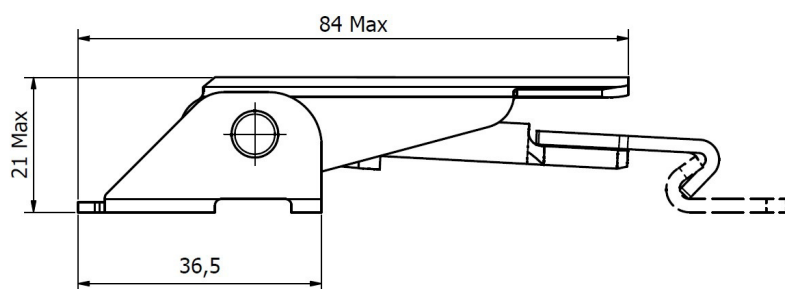
Acciaio zincato bianco
Steel white zinc plated

Acciaio inox
Stainless steel

Carico massimo / Max. working load
4200 N

Chiusura a leva Latch	Riscontro Strike	Ø fori Ø holes
D057-01.**	D999-19.**	5,1
D057-02.**	D999-20.**	6,5

Sostituire ** nel codice articolo con il codice materiale
Replace ** in the part number with material code



Codice materiale
Material code

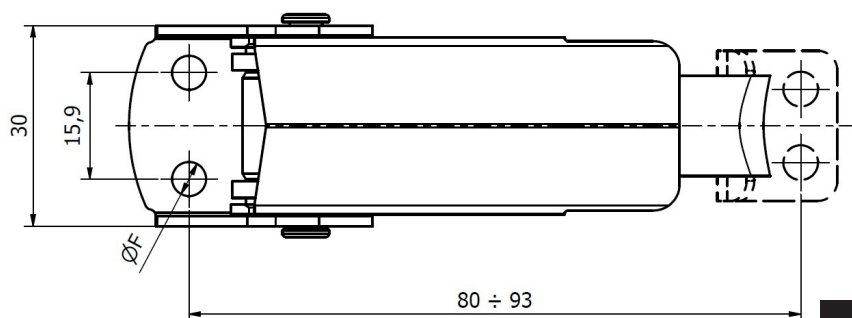
04

32

Materiale e finitura
Material and finishing

Acciaio zincato bianco
Steel white zinc plated

Acciaio inox
Stainless steel



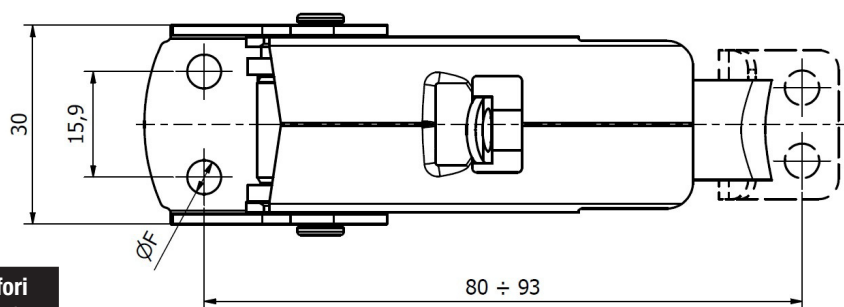
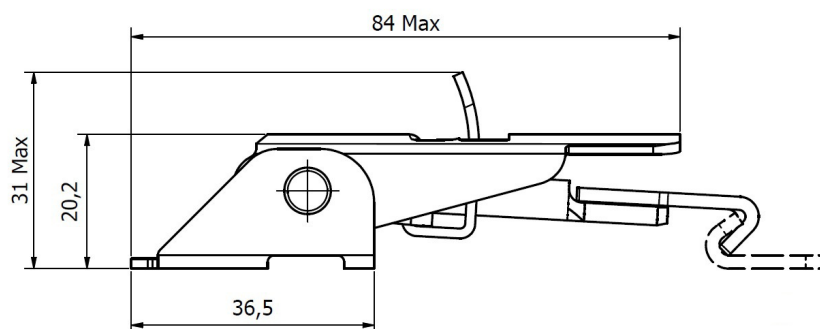
Chiusura a leva Latch	Riscontro Strike	Ø fori Ø holes
D058-01.**	D999-18.**	5,1

Sostituire ** nel codice articolo con il codice materiale
Replace ** in the part number with material code

D059**Chiusura a leva regolabile lucchettabile**
*Adjustable latch with hasp for padlock***Materiale e finitura**
Material and finishingAcciaio zincato bianco
*Steel white zinc plated*Acciaio inox
*Stainless steel***Codice materiale**
Material code

04

32

**Chiusura a leva**
*Latch***Riscontro**
*Strike***Ø fori**
Ø holes

D059-01.**

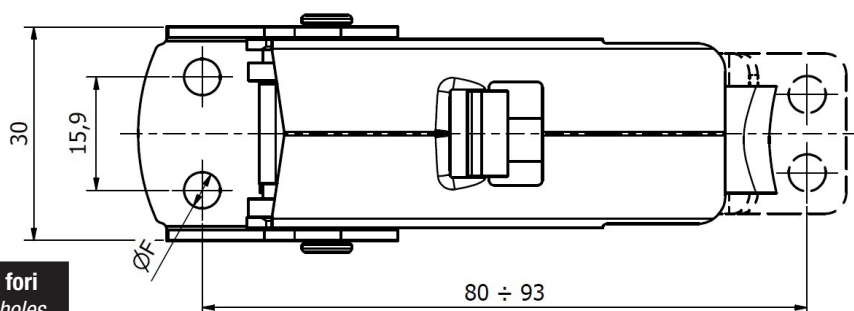
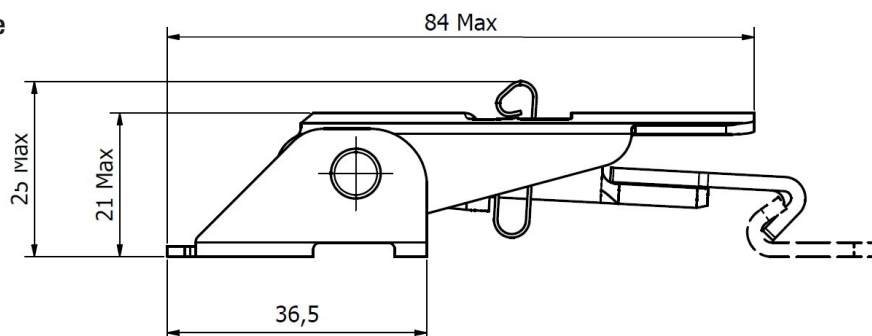
D999-19.**

5,1

Sostituire ** nel codice articolo con il codice materiale
*Replace ** in the part number with material code***D060****Chiusura a leva regolabile con sicura**
*Adjustable latch with security system***Materiale e finitura**
Material and finishingAcciaio zincato bianco
*Steel white zinc plated*Acciaio inox
*Stainless steel***Codice materiale**
Material code

04

32

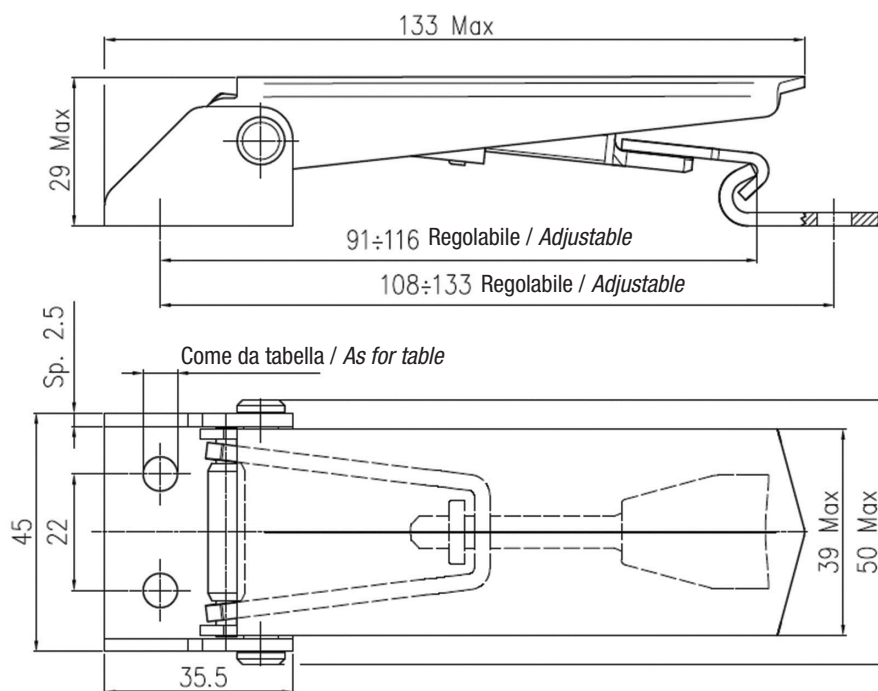
**Chiusura a leva**
*Latch***Riscontro**
*Strike***Ø fori**
Ø holes

D060-01.**

D999-19.**

5,1

Carico massimo / *Max. working load*
4200 NSostituire ** nel codice articolo con il codice materiale
*Replace ** in the part number with material code*



Codice materiale
Material code

04

32

Materiale e finitura
Material and finishing

Acciaio zincato bianco
Steel white zinc plated

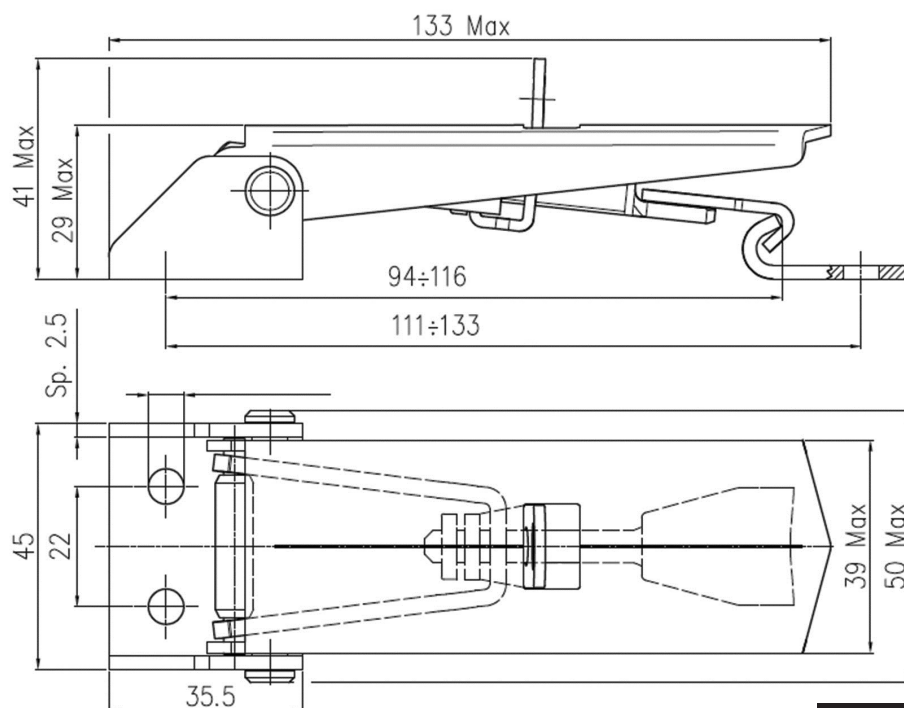
Acciaio inox
Stainless steel

Carico massimo / Max. working load

4200 N

Chiusura a leva Latch	Riscontro Strike	Ø fori Ø holes
D061-01.**	D999-19.** (Ø5,1)	6,5
D061-02.**	D999-20.** (Ø6,5)	7,0
D061-03.**	D999-20.** (Ø6,5)	9,0

Sostituire ** nel codice articolo con il codice materiale
Replace ** in the part number with material code



Codice materiale
Material code

04

32

Materiale e finitura
Material and finishing

Acciaio zincato bianco
Steel white zinc plated

Acciaio inox
Stainless steel

Chiusura a leva Latch	Riscontro Strike	Ø fori Ø holes
D062-01.**	D999-19.** (Ø5,1)	6,5
D062-02.**	D999-20.** (Ø6,5)	9,0

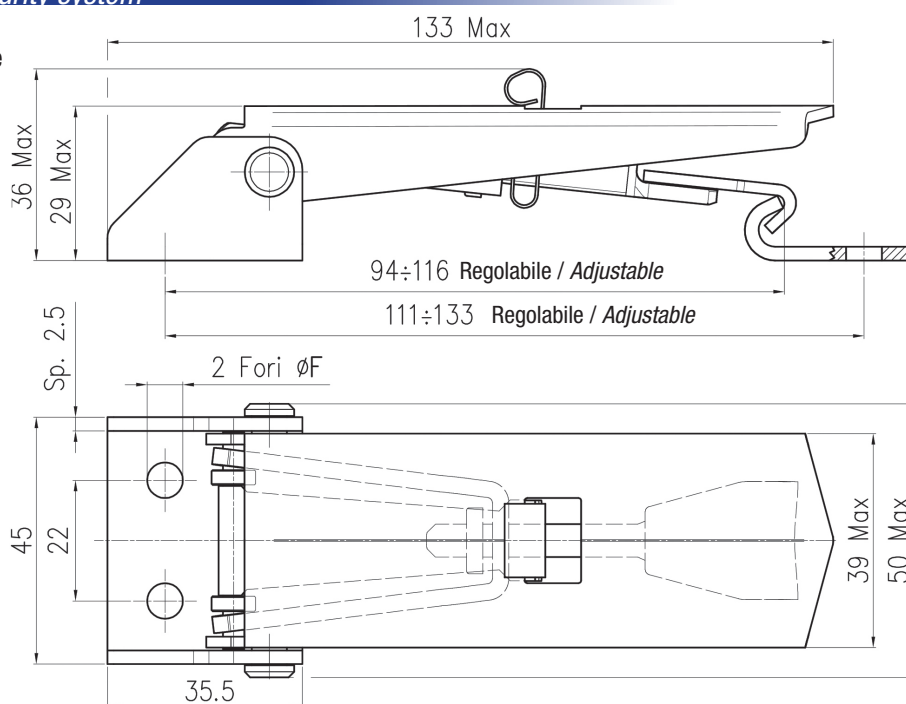
Sostituire ** nel codice articolo con il codice materiale
Replace ** in the part number with material code

D063**Chiusura a leva regolabile con sicura**
*Adjustable latch with security system***Materiale e finitura**
Material and finishingAcciaio zincato bianco
Steel white zinc platedAcciaio inox
Stainless steel**Codice materiale**
Material code

04

32

Carico massimo / Max. working load

4200 N

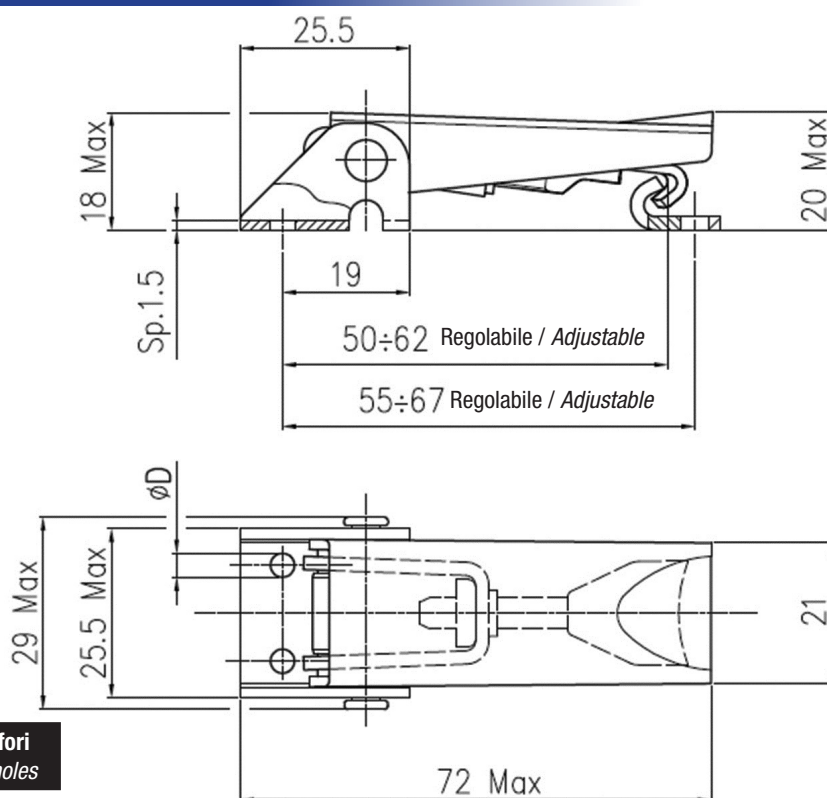
Chiusura a leva Latch	Riscontro Strike	Ø fori Ø holes
D063-01.**	D999-19.** (Ø5,1)	6,5
D063-02.**	D999-20.** (Ø6,5)	9,0

Sostituire ** nel codice articolo con il codice materiale
Replace ** in the part number with material code**D064****Chiusura a leva regolabile**
*Adjustable latch***Materiale e finitura**
Material and finishingAcciaio zincato bianco
Steel white zinc platedAcciaio inox
Stainless steel**Codice materiale**
Material code

04

32

Carico massimo / Max. working load

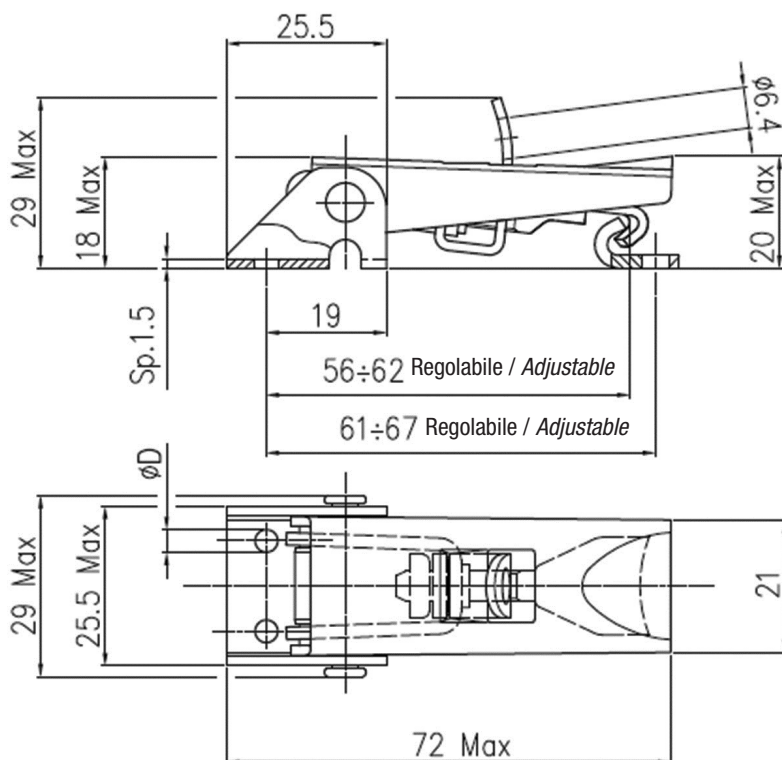
1000 N

Chiusura a leva Latch	Riscontro Strike	Ø fori Ø holes
D064-01.**	D999-22.**	3,6
D064-02.**	D999-27.**	Sald./Weld
D064-03.**	D999-29.**	4,2

Sostituire ** nel codice articolo con il codice materiale
Replace ** in the part number with material code

Chiusura a leva regolabile lucchettabile
Adjustable latch with hasp for padlock

D065



Codice materiale
Material code

04

32

Materiale e finitura
Material and finishing

Acciaio zincato bianco
Steel white zinc plated

Acciaio inox
Stainless steel

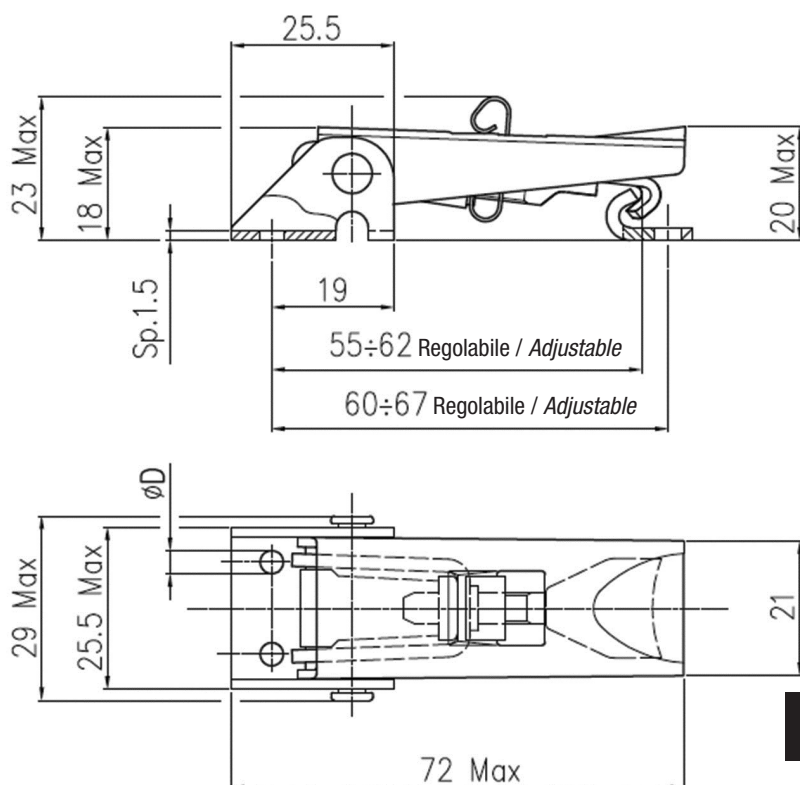
Carico massimo / Max. working load
1000 N

Chiusura a leva Latch	Riscontro tri-ke	Ø fori Ø holes
D065-01.**	D999-22.**	3,6
D065-02.**	D999-27.**	Sald./Weld
D065-03.**	D999-29.**	4,2

Sostituire ** nel codice articolo con il codice materiale
Replace ** in the part number with material code

Chiusura a leva regolabile con sicura
Adjustable latch with security system

D066



Codice materiale
Material code

04

32

Materiale e finitura
Material and finishing

Acciaio zincato bianco
Steel white zinc plated

Acciaio inox
Stainless steel

Carico massimo / Max. working load
1000 N

Chiusura a leva Latch	Riscontro Strike	Ø fori Ø holes
D066-01.**	D999-22.**	3,6
D066-02.**	D999-27.**	Sald./Weld
D066-03.**	D999-29.**	4,2

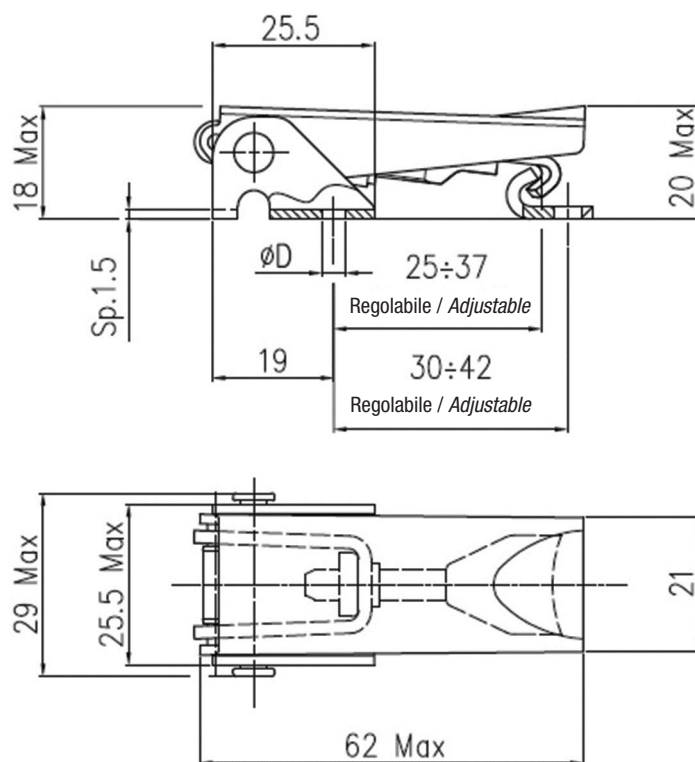
Sostituire ** nel codice articolo con il codice materiale
Replace ** in the part number with material code

D067**Chiusura a leva regolabile**
*Adjustable latch***Materiale e finitura**
*Material and finishing***Codice materiale**
*Material code*Acciaio zincato bianco
Steel white zinc plated

04

Acciaio inox
Stainless steel

32

Carico massimo / *Max. working load***1000 N**

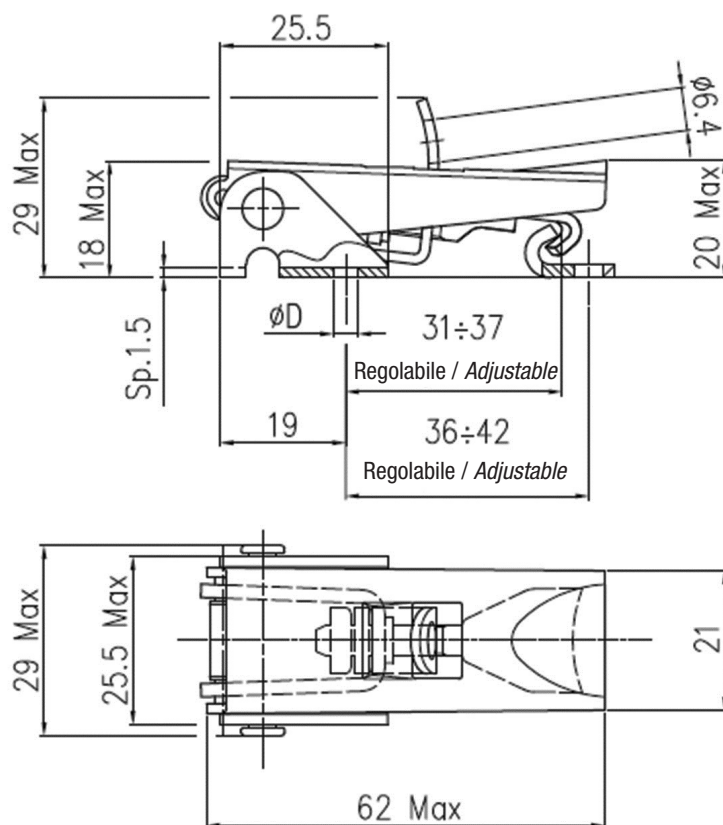
Chiusura a leva <i>Latch</i>	Riscontro <i>Strike</i>	Ø fori <i>Ø holes</i>
D067-01.**	D999-22.**	3,6
D067-02.**	D999-27.**	Sald./ Weld
D067-03.**	D999-29.**	4,2

Sostituire ** nel codice articolo con il codice materiale
*Replace ** in the part number with material code***D068****Chiusura a leva regolabile lucchettabile**
*Adjustable latch with hasp for padlock***Materiale e finitura**
*Material and finishing***Codice materiale**
*Material code*Acciaio zincato bianco
Steel white zinc plated

04

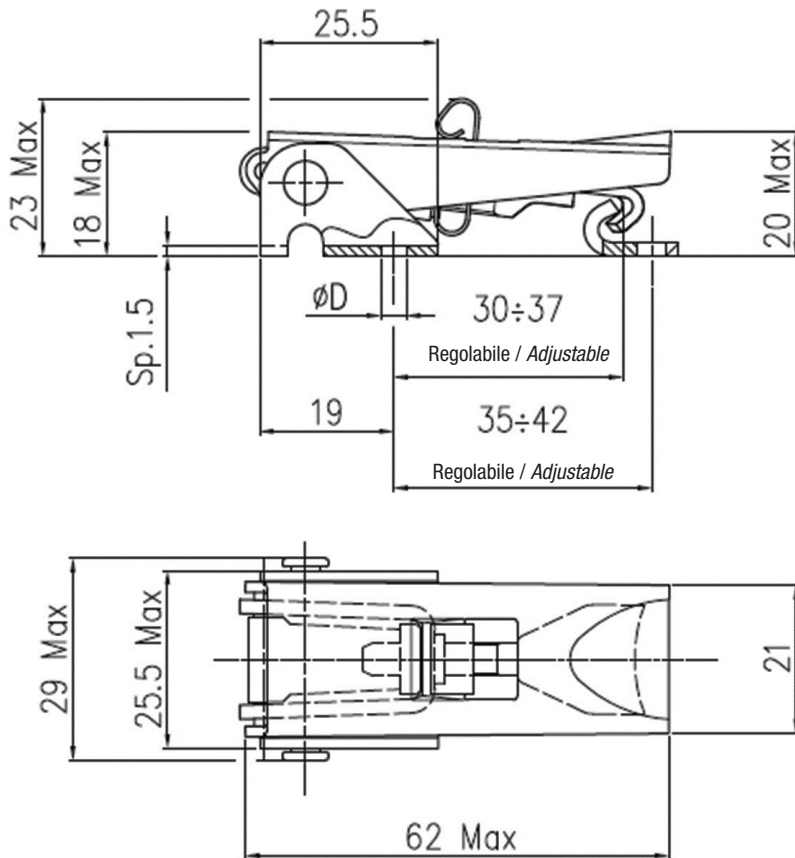
Acciaio inox
Stainless steel

32

Carico massimo / *Max. working load***1000 N**

Chiusura a leva <i>Latch</i>	Riscontro <i>Strike</i>	Ø fori <i>Ø holes</i>
D068-01.**	D999-22.**	3,6
D068-02.**	D999-27.**	Sald./ Weld
D068-03.**	D999-29.**	4,2

Sostituire ** nel codice articolo con il codice materiale
*Replace ** in the part number with material code*



**Codice materiale
Material code**

04

32

**Materiale e finitura
Material and finishing**

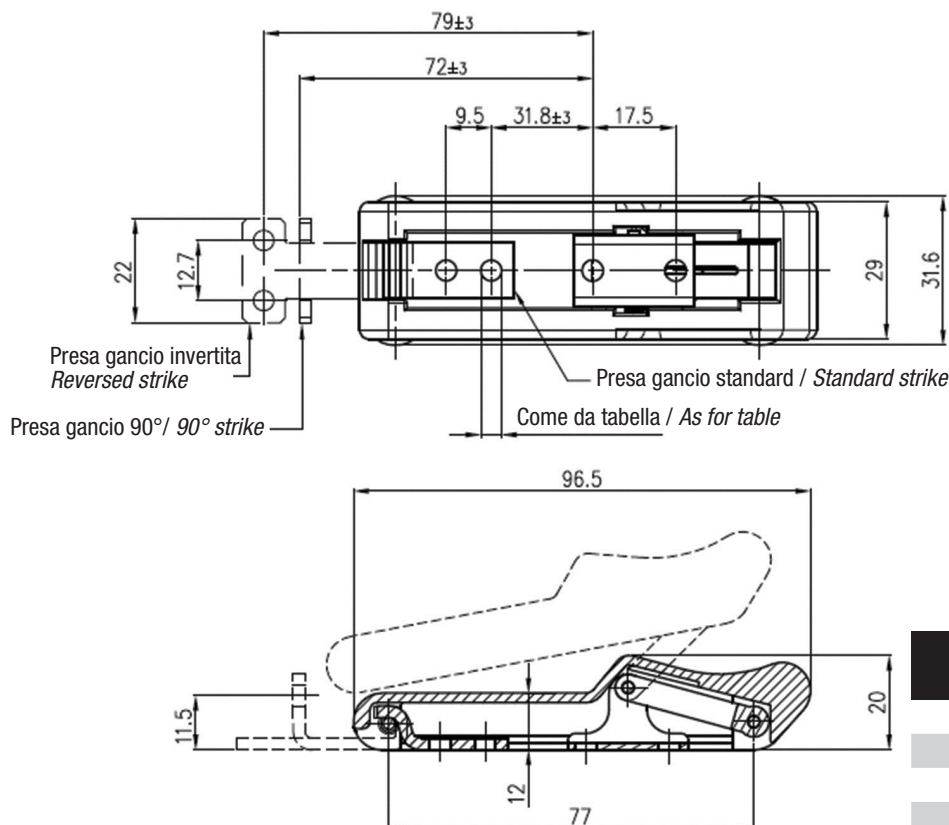
Acciaio zincato bianco
Steel white zinc plated

Acciaio inox
Stainless steel

Carico massimo / Max. working load
1000 N

Chiusura a leva Latch	Riscontro Strike	Ø fori Ø holes
D069-01.**	D999-22.**	3,6
D069-02.**	D999-27.**	Sald./Weld
D069-03.**	D999-29.**	4,2

Sostituire ** nel codice articolo con il codice materiale
Replace ** in the part number with material code



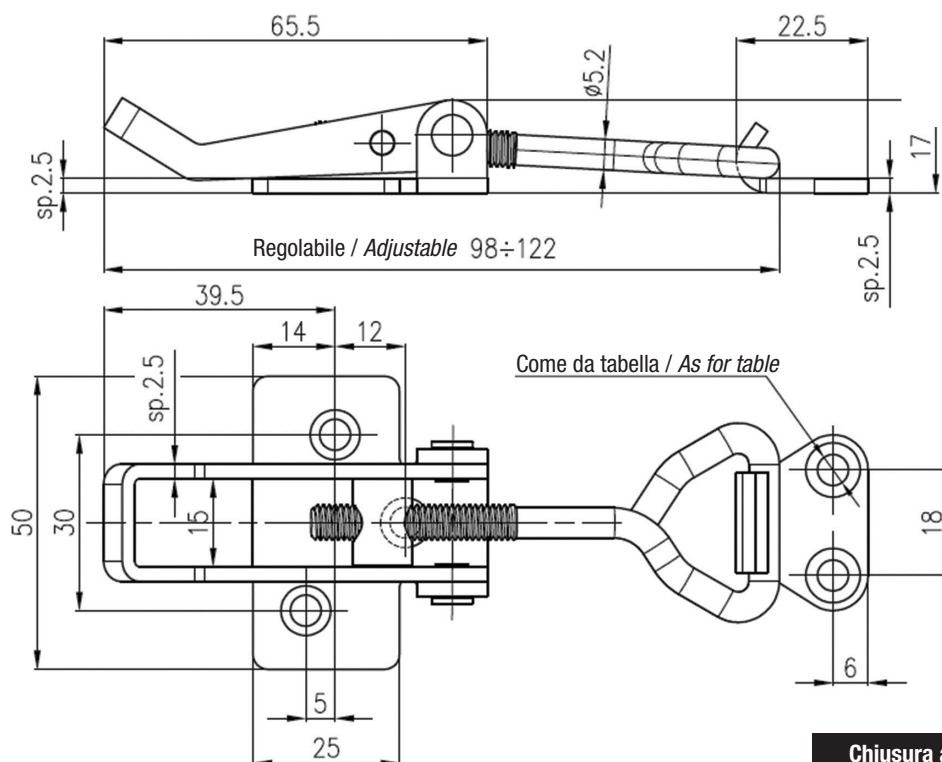
**Materiale e finitura
Material and finishing**

Leva in gomma, base e
presa gancio in acc. inox
Lever in rubber, base and
strike stainless steel

Agganciatore Latch	Riscontro Strike	Ø fori Ø holes
D070-01.32	Standard	4,4
D070-02.32	Invertita / Reversed	4,4
D070-03.32	90°	4,4
D070-04.32	Senza / Without	4,4

Materiale e finitura
Material and finishing

Acciaio zincato bianco
Steel white zinc plated



Chiusura a leva
Latch

D073-01.04

Riscontro
Strike

Inclusa

Ø fori
Ø holes

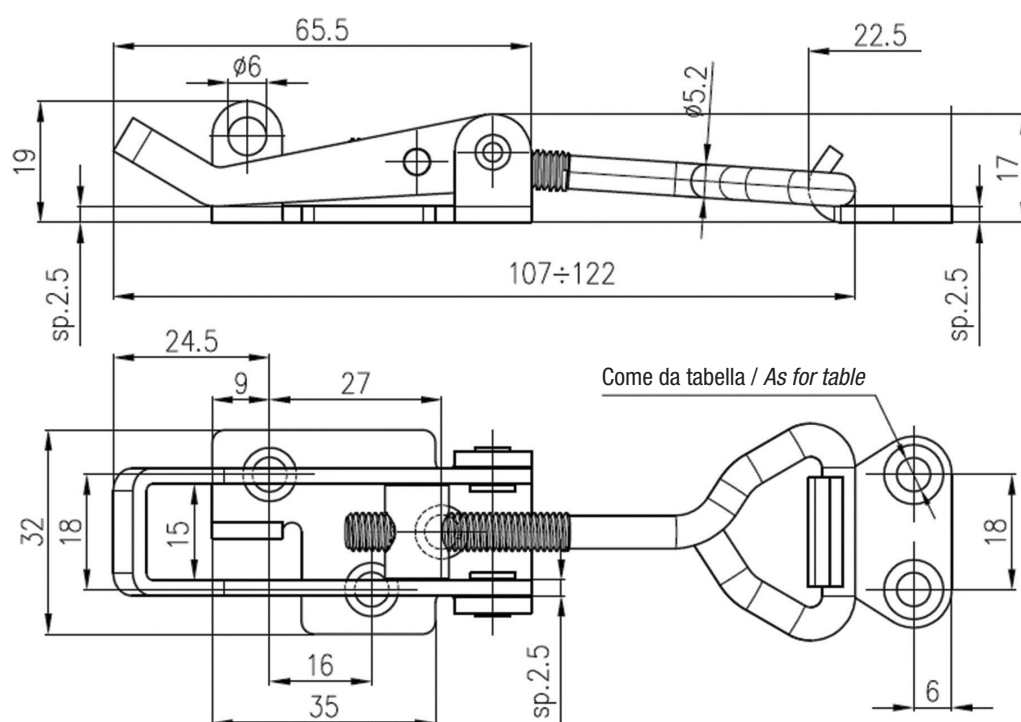
5,3

Chiusura a leva regolabile lucchettabile
Adjustable latch with hasp for padlock

D074

Materiale e finitura
Material and finishing

Acciaio inox
Stainless steel



Chiusura a leva
Latch

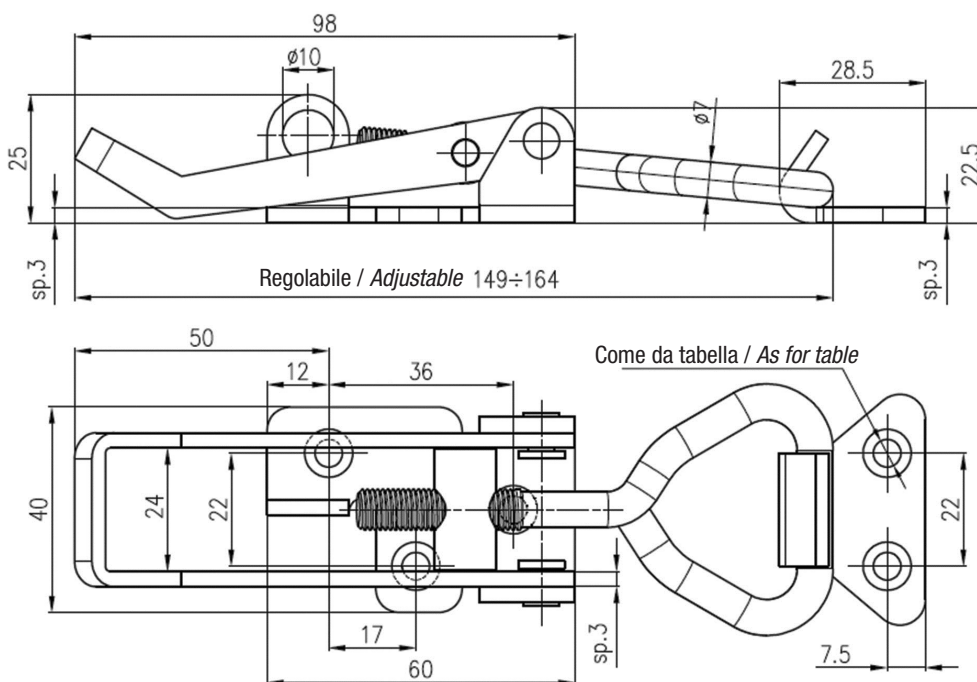
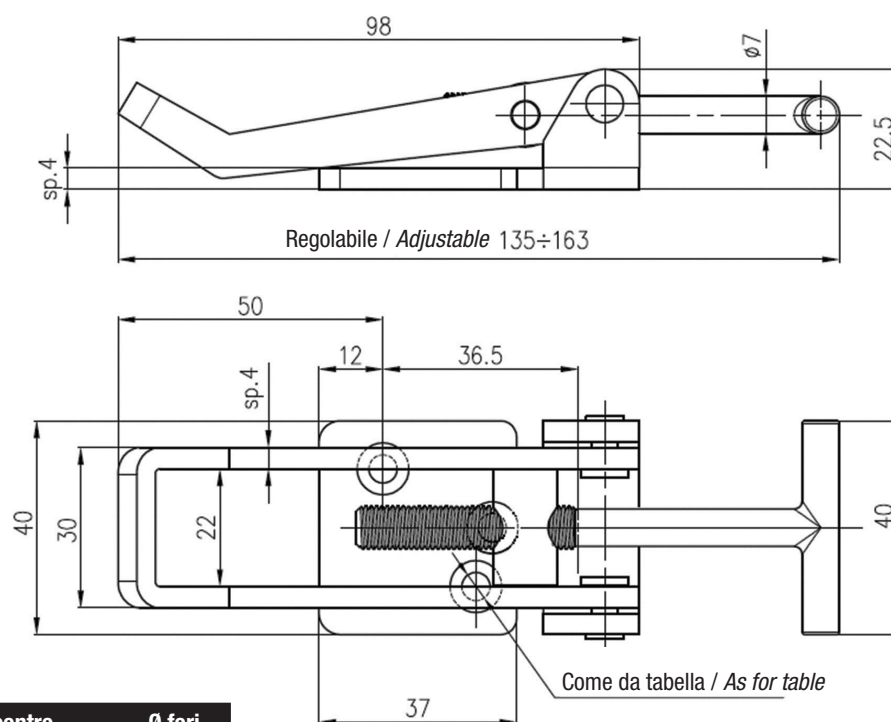
D074-01.32

Riscontro
Strike

D999-32.32

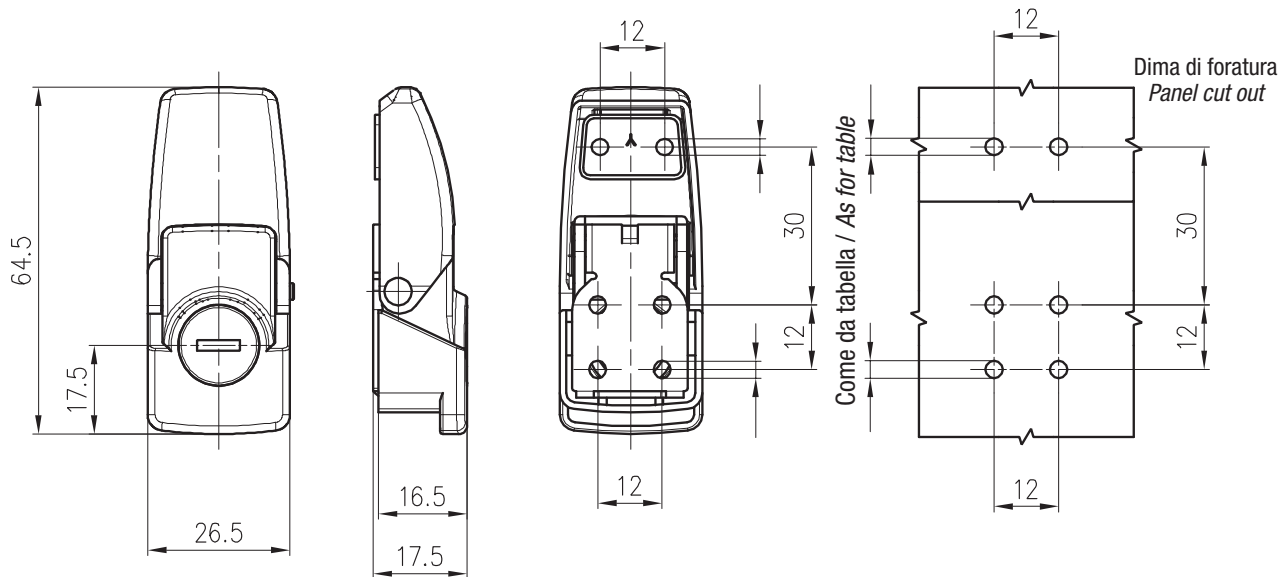
Ø fori
Ø holes

5,3

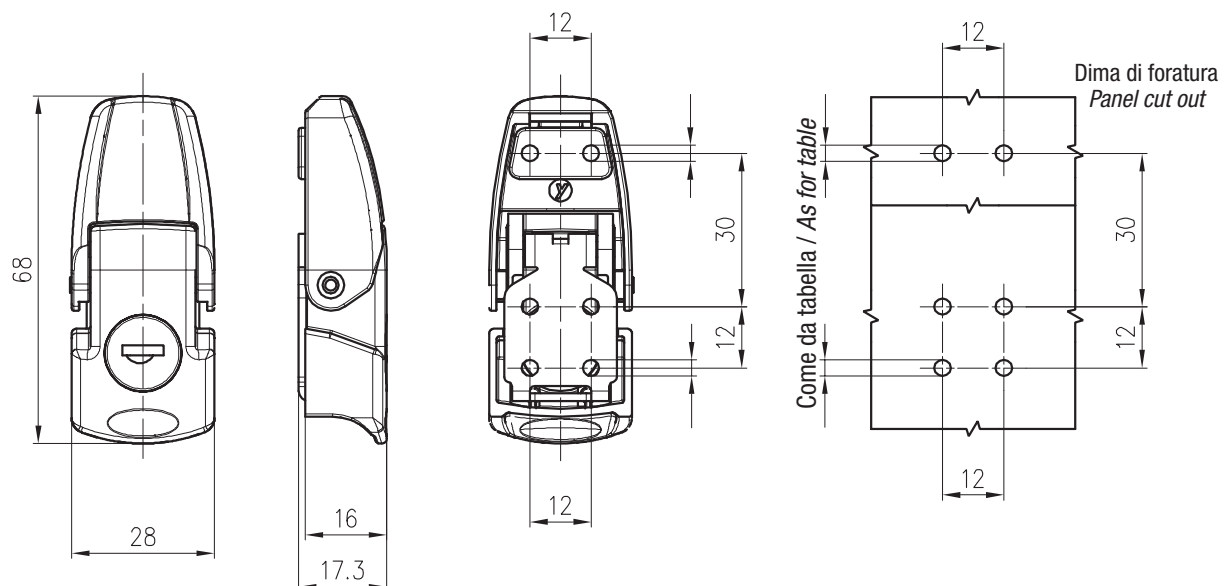
D075**Chiusura a leva regolabile lucchettabile**
*Adjustable latch with hasp for padlock***Materiale e finitura**
Material and finishingAcciaio inox
Stainless steel**Chiusura a leva**
*Latch***D075-01.32****Riscontro**
*Strike***D999-33.32****Ø fori**
*Ø holes***5,3****D076****Chiusura a leva regolabile**
*Adjustable latch***Materiale e finitura**
Material and finishingAcciaio zincato bianco
Steel white zinc plated**Chiusura a leva**
*Latch***D076-01.04****Riscontro**
*Strike***-****Ø fori**
*Ø holes***5,3**

Materiale e finitura
Material and finishing

Zama verniciata nera
Zinc alloy black powder coated



Chiusura a leva Latch	Riscontro Strike	Versione Version	Ø fori Ø holes
D077-01.54	inclusa / included	senza serratura / without lock	3,2
D077-02.54	inclusa / included	con serratura / with lock	3,2



Chiusura a leva Latch	Riscontro Strike	Versione Version	Ø fori Ø holes
D077-03.54	inclusa / included	senza serratura / without lock	3,2
D077-04.54	inclusa / included	con serratura / with lock	3,2

